



US00D486781S

(12) **United States Design Patent**
Thompson

(10) **Patent No.:** **US D486,781 S**
(45) **Date of Patent:** **** Feb. 17, 2004**

(54) **TIRE TREAD**

(75) **Inventor:** **Ronald Hobart Thompson**, Greenville, SC (US)

(73) **Assignee:** **Michelin Recherche et Technique S.A.** (CH)

(**) **Term:** **14 Years**

(21) **Appl. No.:** **29/181,795**

(22) **Filed:** **May 15, 2003**

(51) **LOC (7) Cl.** **12-15**

(52) **U.S. Cl.** **D12/571; D12/577**

(58) **Field of Search** **D12/512, 534, D12/535, 536, 542, 544, 545, 569, 570, 571, 577, 579, 580; 152/209.1, 209.8, 209.11, 209.28**

(56) **References Cited**

U.S. PATENT DOCUMENTS

D57,835 S	*	5/1921	Greene	D12/577
D92,281 S	*	5/1934	Anderson	D12/577
D192,283 S	*	2/1962	Biron	D12/577
D271,753 S	*	12/1983	Newton	D12/577
D456,341 S	*	4/2002	Warchol et al.	D12/577

OTHER PUBLICATIONS

Advance Flotation Tire, 2002 Tread Design Guide, 1/202, p. 153. 1/5.*

Firestone Rear Wheel Bridgestone Farm Service Dia Tire, 2002 Tread Design Guide, 1/202, p. 182. 1/3.*

* cited by examiner

Primary Examiner—Robert M. Spear

(74) *Attorney, Agent, or Firm*—Robert R. Reed; Christopher P. Crecente; Martin Farrell

(57) **CLAIM**

The ornamental design for a tire tread, as shown and described.

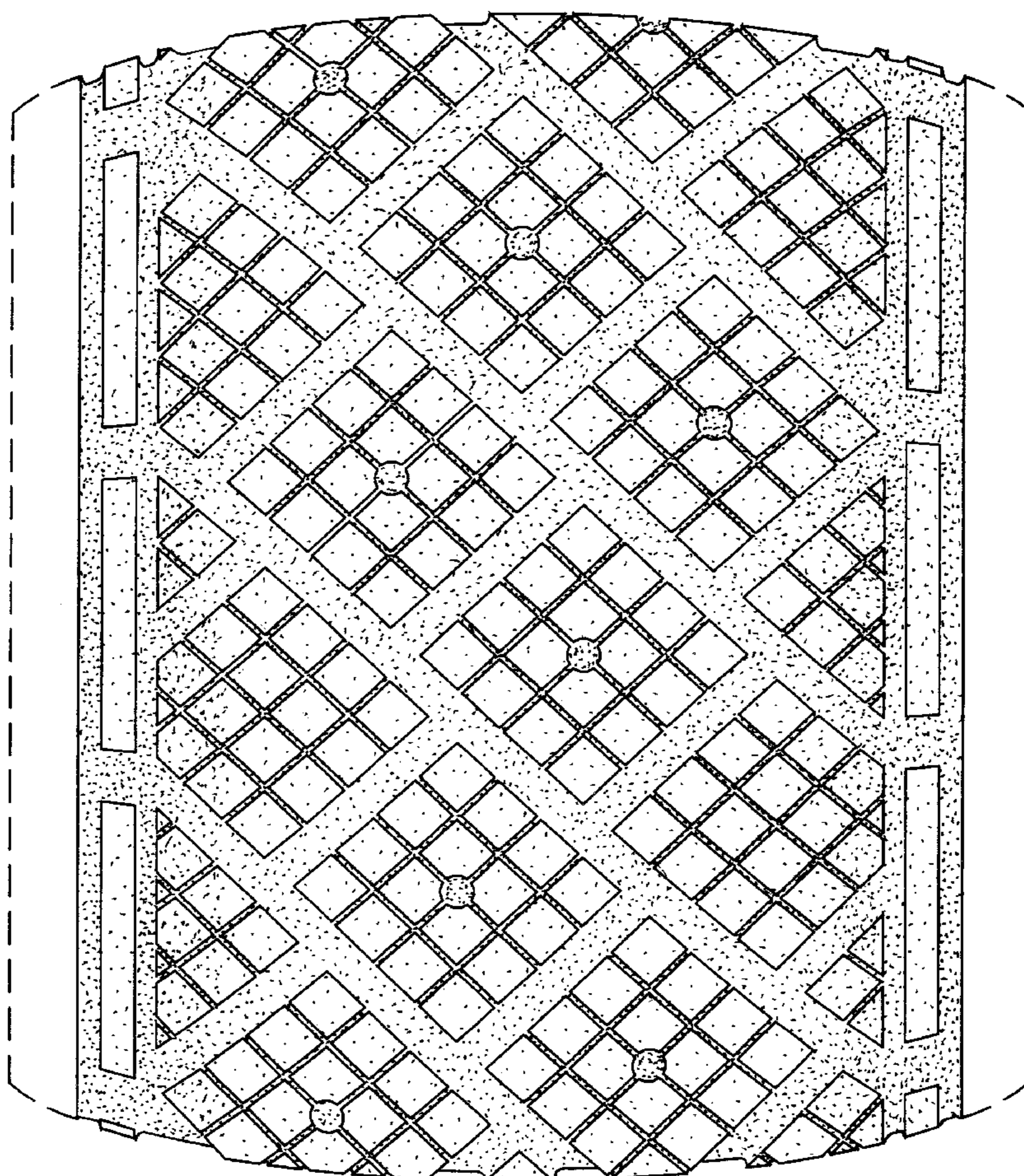
DESCRIPTION

FIG. 1 is a perspective view of a tire tread showing my new design, it being understood that the tread pattern repeats uniformly throughout the outer circumference and shoulder of a tire, the opposite side perspective view being identical thereto; and,

FIG. 2 is an enlarged fragmentary front elevation view of the tire tread thereof of FIG. 1.

The broken line disclosure of the tire sidewall and inner bead is for illustrative purposes only and forms no part of the claimed design.

1 Claim, 2 Drawing Sheets



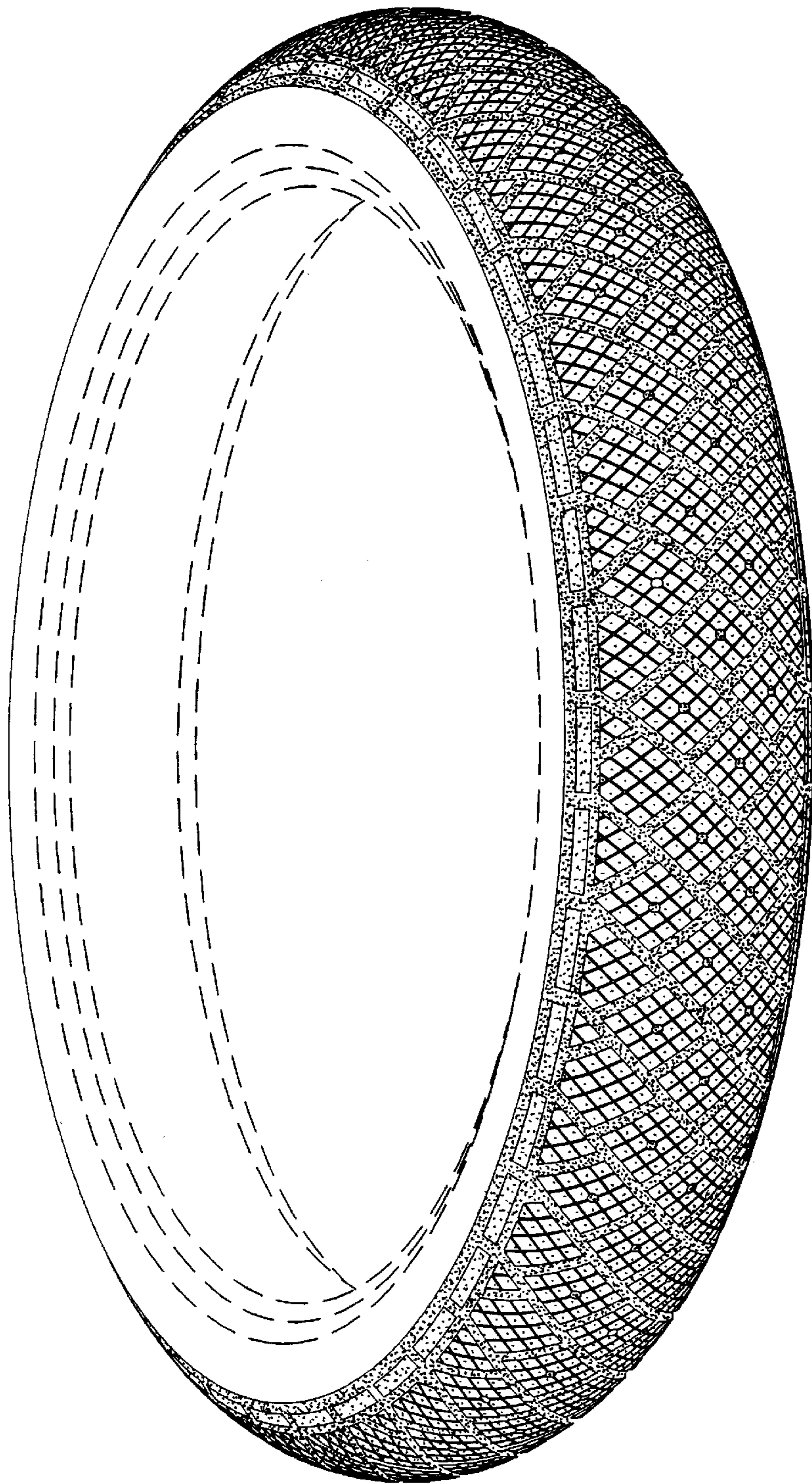


Fig. 1

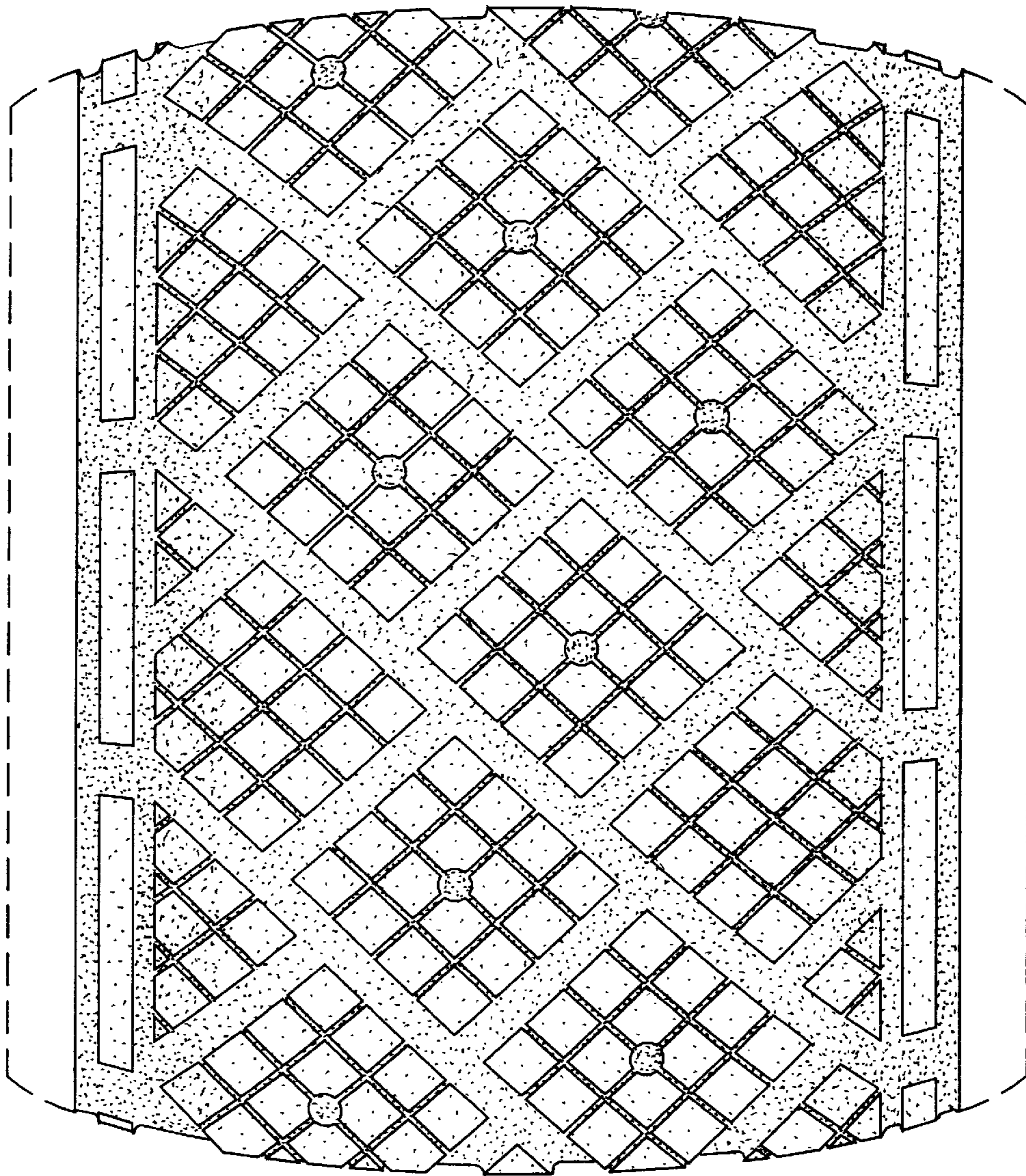


Fig. 2