



US00D486775S

(12) **United States Design Patent**
Reinhard

(10) **Patent No.:** **US D486,775 S**

(45) **Date of Patent:** **** Feb. 17, 2004**

(54) **INFLATABLE AIRCRAFT**

D476,943 S * 7/2003 Reinhard D12/319

(75) Inventor: **Andreas Reinhard**, Zurich (CH)

* cited by examiner

(73) Assignee: **Prospective Concepts AG**, Zollikon (CH)

Primary Examiner—Marcus A. Jackson

(74) *Attorney, Agent, or Firm*—Jenkins & Gilchrist, P.C.

(**) Term: **14 Years**

(57) **CLAIM**

The ornamental design for the inflatable aircraft, as shown and described.

(21) Appl. No.: **29/167,172**

DESCRIPTION

(22) Filed: **Sep. 9, 2002**

(30) **Foreign Application Priority Data**

Mar. 21, 2002 (WO) DM/059 558

(51) **LOC (7) Cl.** **12-12**

(52) **U.S. Cl.** **D12/319**

(58) **Field of Search** D12/319, 331, D12/332, 333, 341, 342; 244/15, 45 A, 49, 53 B, 91, 120, 211, 218

FIG. 1 is a top plan view of the inflatable aircraft in accordance with my design;
FIG. 2 is a bottom plan view of the inflatable aircraft in accordance with my design;
FIG. 3 is a front elevational view of the inflatable aircraft in accordance with my design;
FIG. 4 is a rear elevational view of the inflatable aircraft in accordance with my design;
FIG. 5 is a side elevational view of the inflatable aircraft in accordance with my design taken from the left side as positioned in FIG. 4, the right side being substantially a mirror image thereof; and,
FIG. 6 is a perspective view of the inflatable aircraft in accordance with my design.


(56) **References Cited**

U.S. PATENT DOCUMENTS

D372,218 S * 7/1996 Herzberg et al. D12/319

D394,039 S * 5/1998 Cummings D12/319

1 Claim, 4 Drawing Sheets



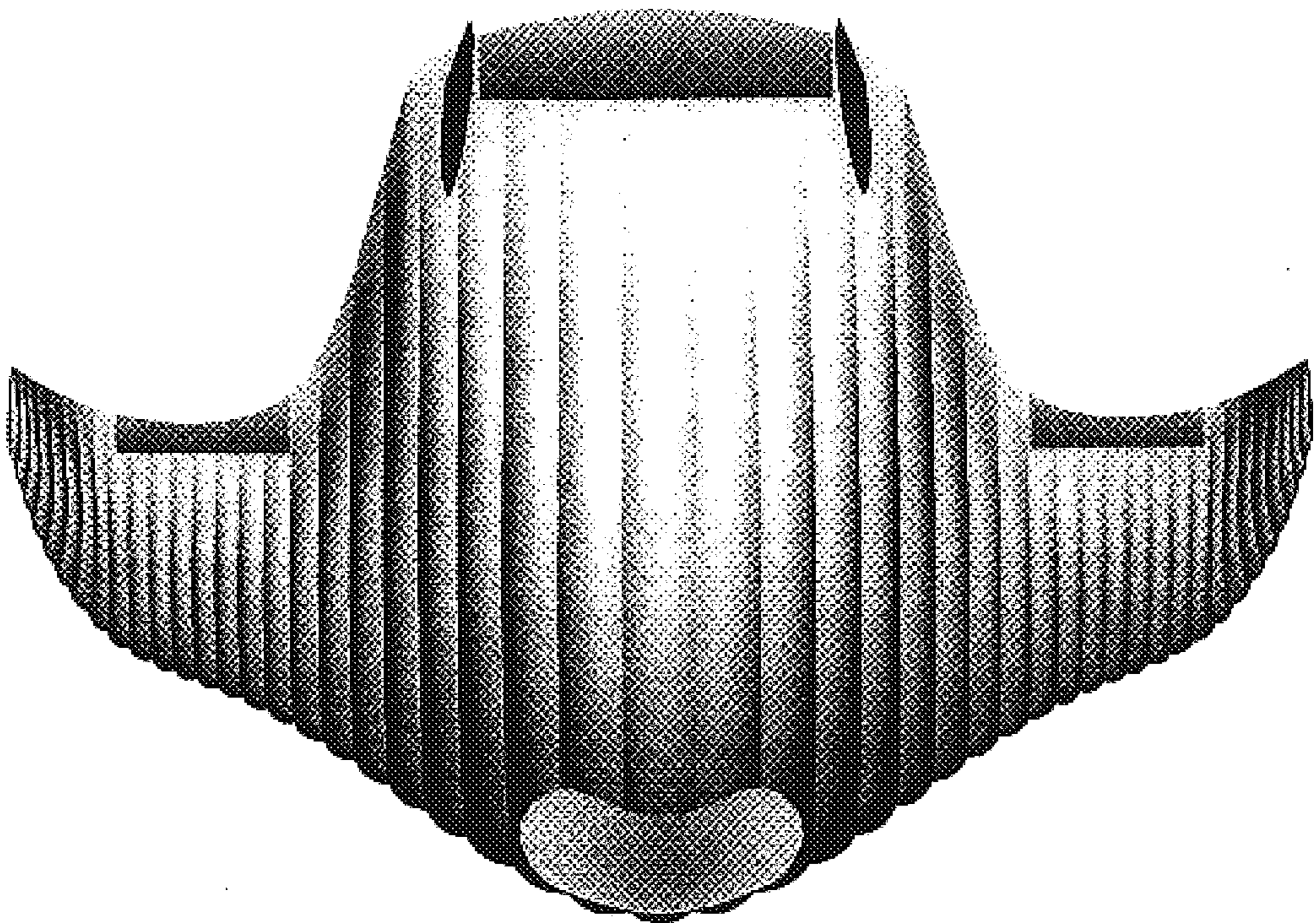


FIG. 1

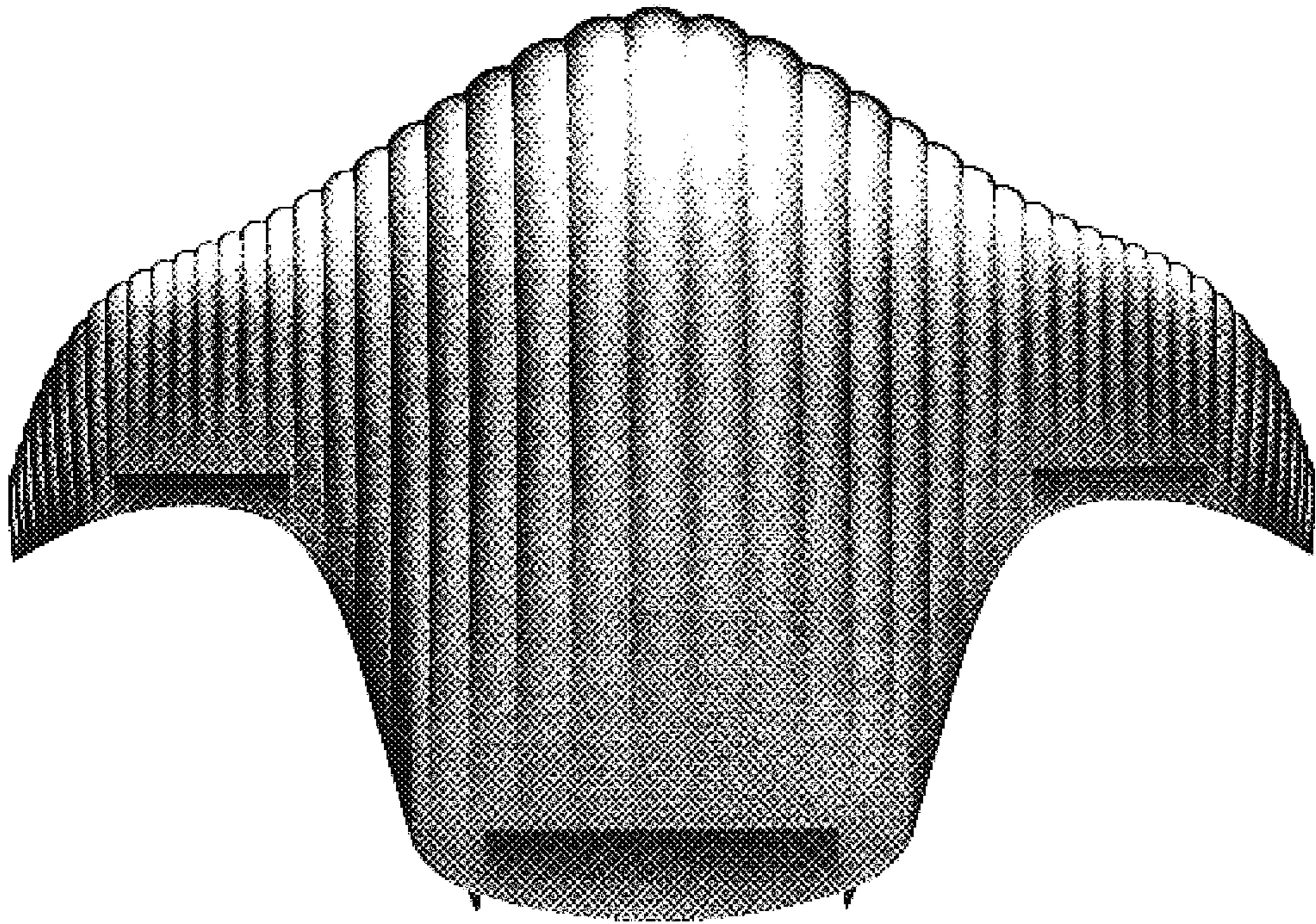


FIG. 2

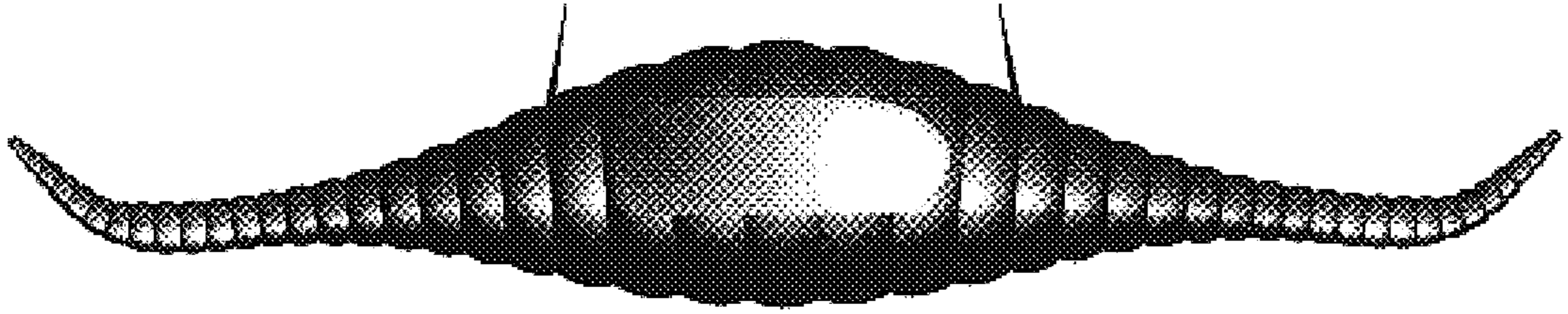


FIG. 3




FIG. 4




FIG. 5




FIG. 6