



US00D486768S

(12) **United States Design Patent**
Ripkey et al.

(10) **Patent No.:** **US D486,768 S**

(45) **Date of Patent:** **** Feb. 17, 2004**

(54) **GAS FITTING**

(75) Inventors: **John R. Ripkey**, McHenry, IL (US);
Kent L. Carroll, Bolingbrook, IL (US)

(73) Assignee: **Hose Shop, Ltd.**, Crystal Lake, IL (US)

(**) Term: **14 Years**

(21) Appl. No.: **29/183,373**

(22) Filed: **Jun. 11, 2003**

(51) **LOC (7) Cl.** **12-16**

(52) **U.S. Cl.** **D12/197**

(58) **Field of Search** D12/197, 201,
D12/400, 114; D7/398, 598, 619; 220/86.1,
86.2, 86.3, DIG. 5, 12, 33, 32, 288; D9/451,
453, 435, 454; D8/107, 310, 312; D15/5

(56) **References Cited**

U.S. PATENT DOCUMENTS

D300,129 S * 3/1989 Whitley, II D12/197
D312,442 S * 11/1990 Whitley, II D12/197

D353,357 S * 12/1994 Weinberg et al. D12/197
D397,076 S * 8/1998 Seibert et al. D12/197
D403,642 S * 1/1999 Acord D12/197
D422,255 S * 4/2000 Gonzales D12/197
D431,512 S * 10/2000 Pink D12/197
D453,011 S * 1/2002 Canady D12/197
D459,284 S * 6/2002 Canady D12/197

* cited by examiner

Primary Examiner—Stacia Cadmus

(74) *Attorney, Agent, or Firm*—Welsh & Katz, Ltd.

(57) **CLAIM**

The ornamental design for a gas fitting, as shown and described.

DESCRIPTION

FIG. 1 is a front view of a gas fitting embodying our new invention, the rear view and side views being identical thereto;

FIG. 2 is a top view of the gas fitting; and,
FIG. 3 is a bottom view of the gas fitting.

1 Claim, 1 Drawing Sheet

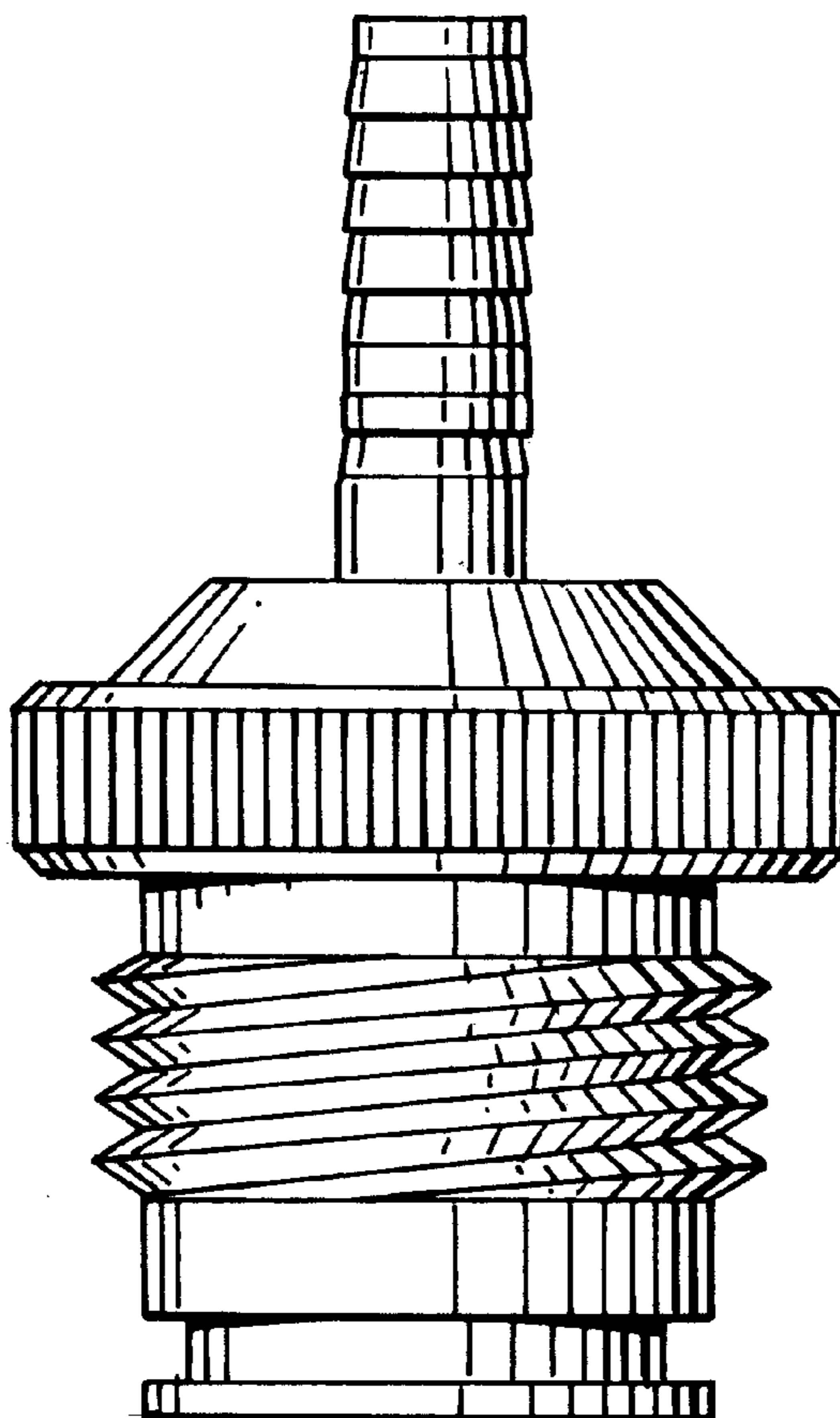


FIG. 1

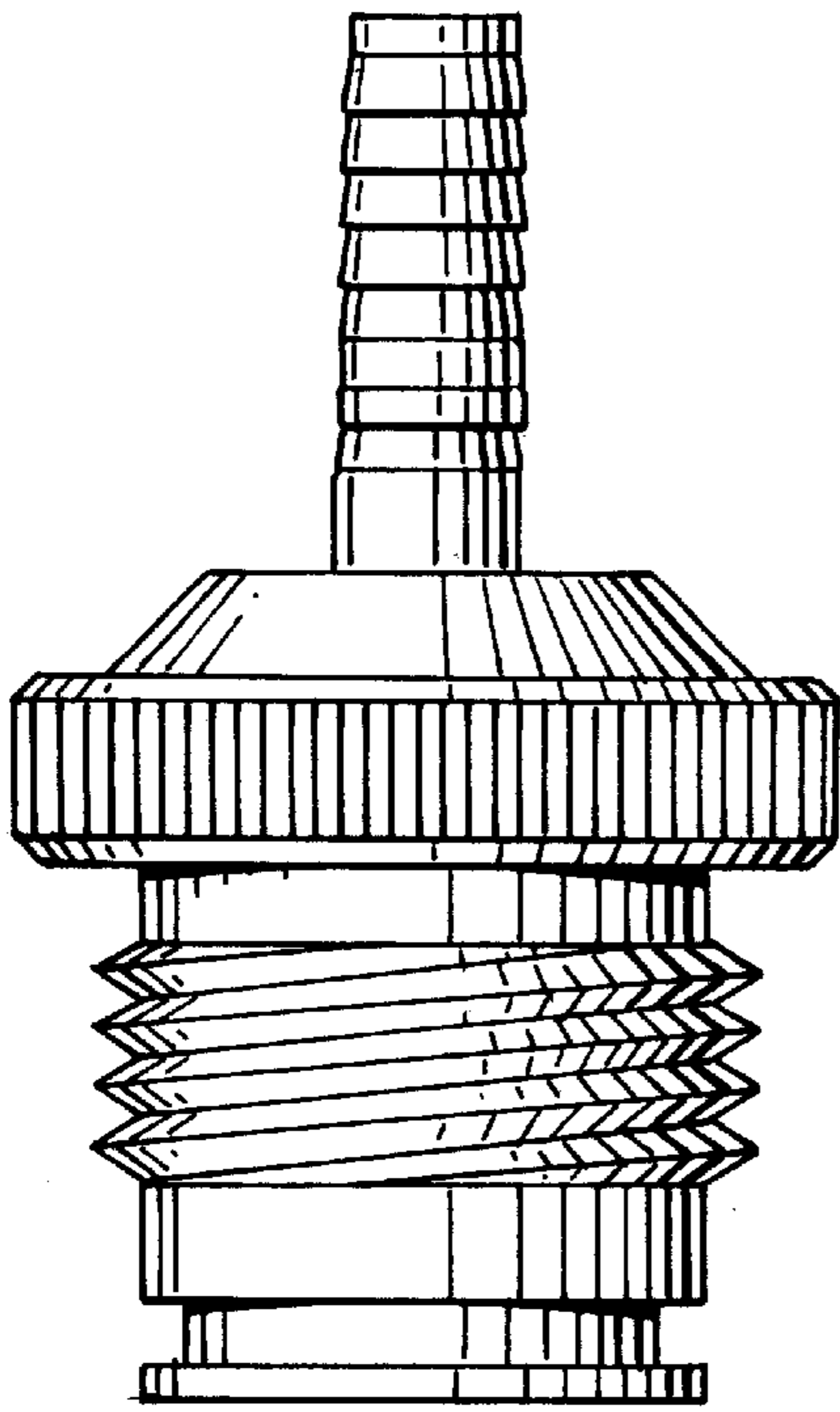


FIG. 2

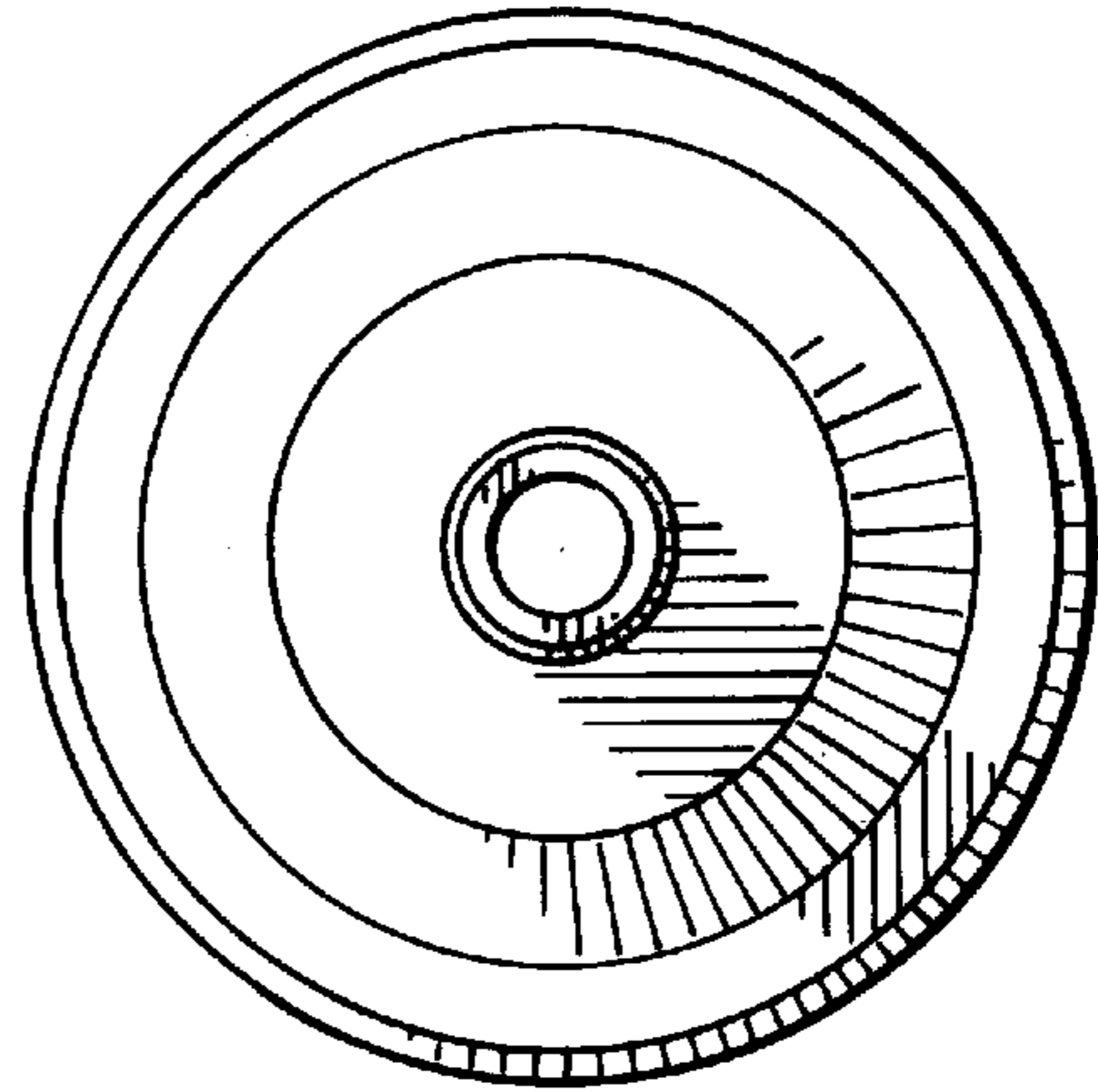


FIG. 3

