



US00D486767S

(12) **United States Design Patent**
Bulger

(10) **Patent No.:** **US D486,767 S**

(45) **Date of Patent:** **** Feb. 17, 2004**

(54) **BUMPER INSERT FOR MOTORCYCLES**

(76) **Inventor:** **George F. Bulger**, 45 Manchester Rd.,
Eastchester, NY (US) 10709

(**) **Term:** **14 Years**

(21) **Appl. No.:** **29/154,533**

(22) **Filed:** **Mar. 26, 2002**

(51) **LOC (7) Cl.** **12-16**

(52) **U.S. Cl.** **D12/172**

(58) **Field of Search** D12/110, 114,
D12/167-172, 186; 293/102, 104, 105,
120-122, 142, 149, 151

(56) **References Cited**

U.S. PATENT DOCUMENTS

5,219,197 A *	6/1993	Rich et al.	293/120
5,425,561 A *	6/1995	Morgan	293/120
D411,154 S *	6/1999	Bangle	D12/169

* cited by examiner

Primary Examiner—Alan P. Douglas

Assistant Examiner—Linda Brooks

(74) *Attorney, Agent, or Firm*—Scully, Scott, Murphy &
Presser

(57) **CLAIM**

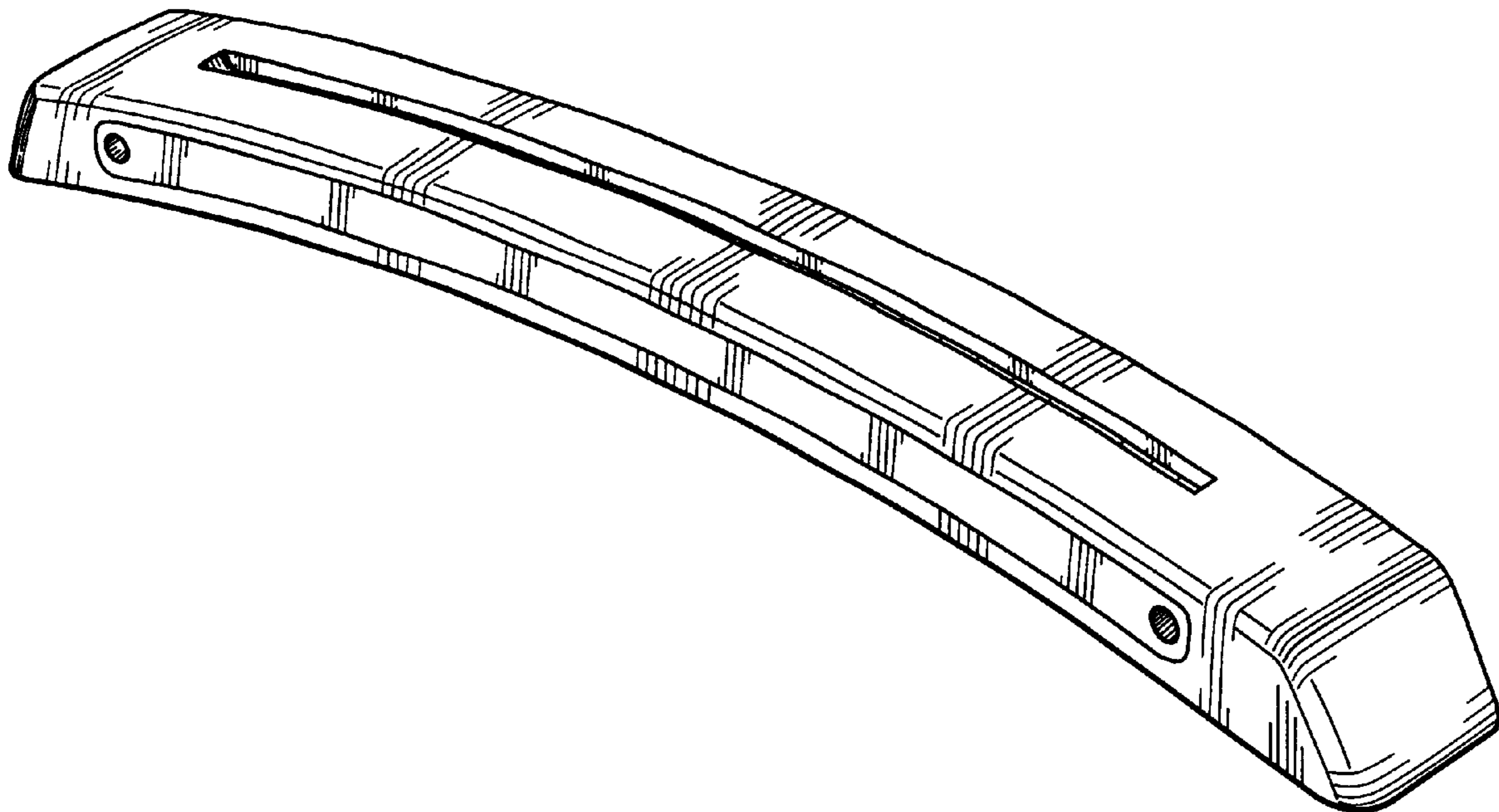
The ornamental design for a bumper insert for motorcycles,
as shown and described.

DESCRIPTION

FIG. 1 is a perspective view of a first embodiment showing
my new and ornamental design;
FIG. 2 is a front view thereof;
FIG. 3 is a rear view thereof;
FIG. 4 is a bottom view thereof;
FIG. 5 is a top view thereof; and,
FIG. 6 is an end view, the opposite end being a mirror-image
thereof.

The broken lines shown are for illustrative purpose only and
form no part of the claimed design.

1 Claim, 2 Drawing Sheets



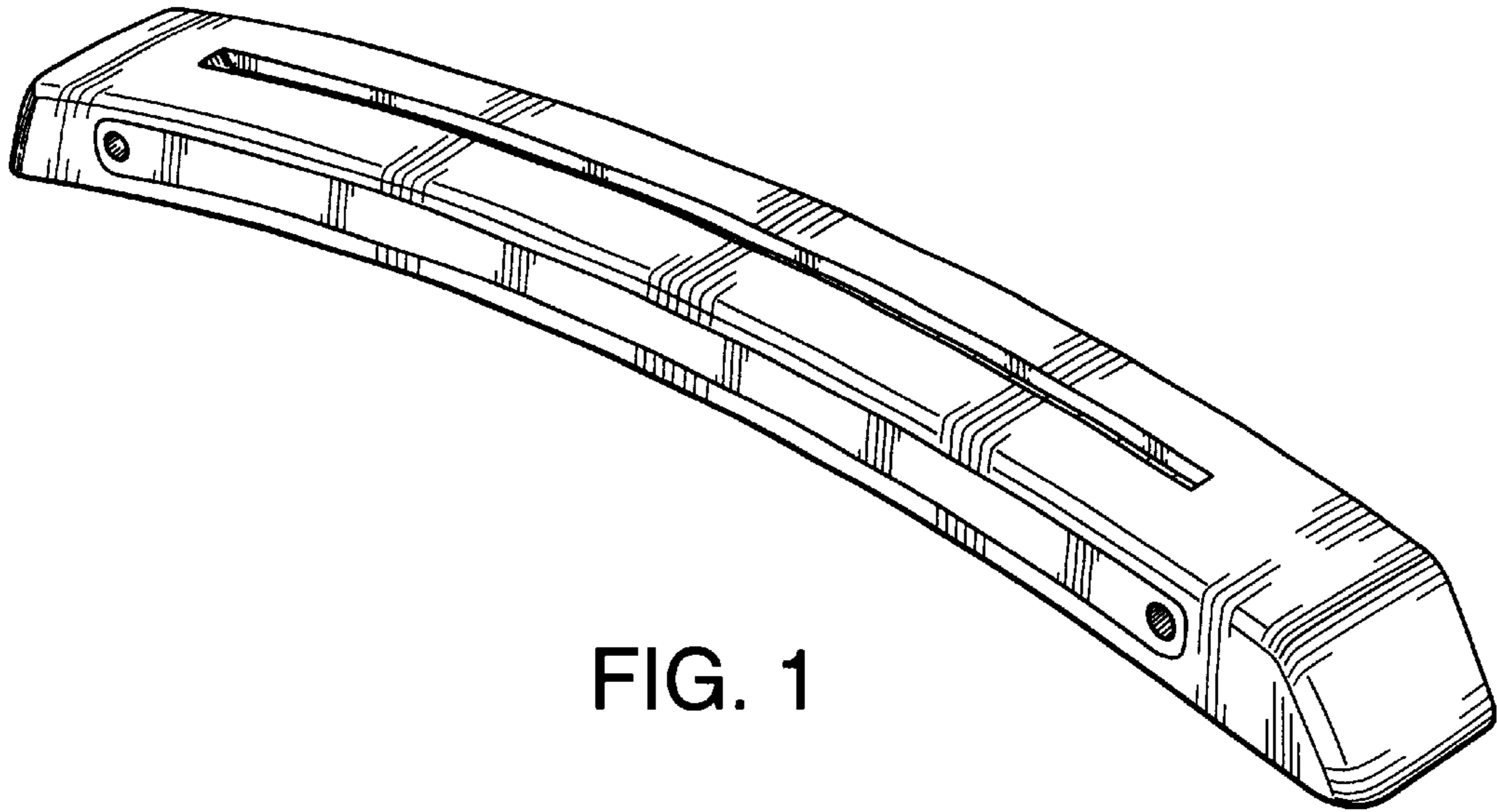


FIG. 1

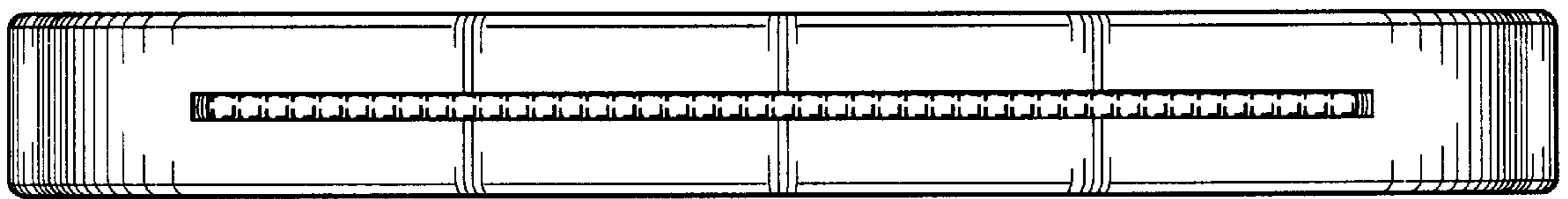


FIG. 2




FIG. 3

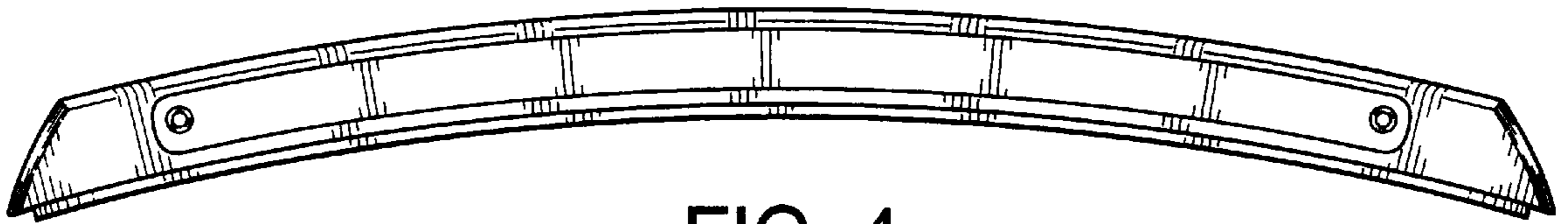


FIG. 4

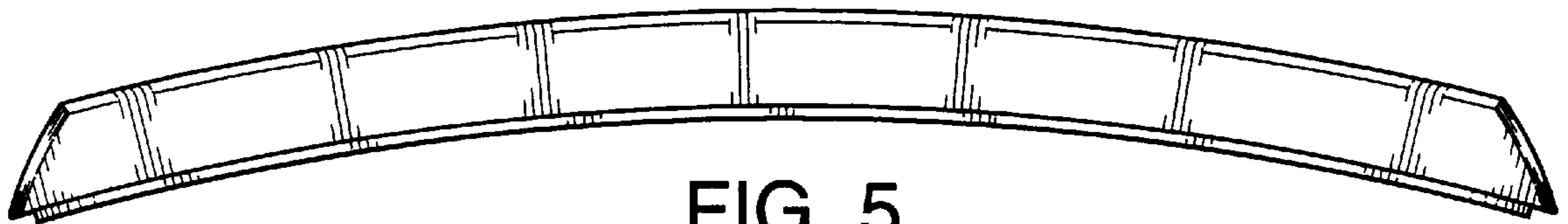


FIG. 5

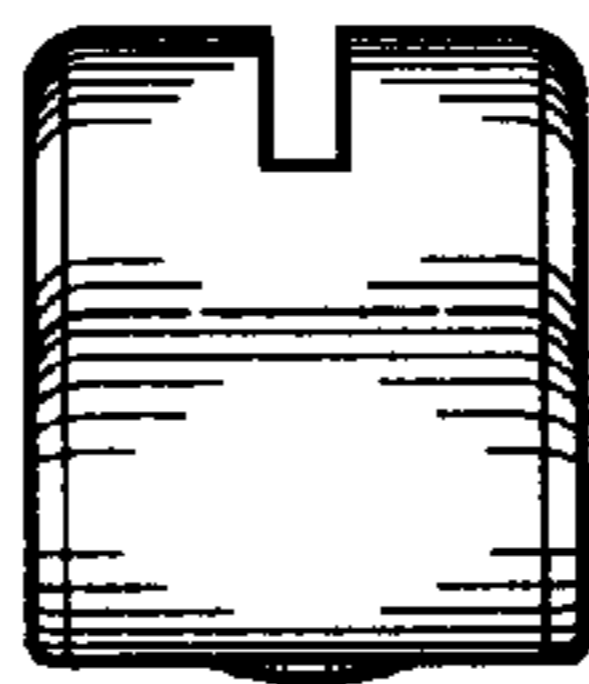


FIG. 6