



US00D486765S

(12) **United States Design Patent**  
**Dietz**

(10) **Patent No.:** **US D486,765 S**

(45) **Date of Patent:** **\*\* Feb. 17, 2004**

(54) **BOATING ACCESSORY**

(75) Inventor: **Marilyn V. Dietz**, Kirtland, OH (US)

(73) Assignee: **Boatique, LLC**, Kirtland, OH (US)

(\*\*) Term: **14 Years**

(21) Appl. No.: **29/177,999**

(22) Filed: **Mar. 19, 2003**

(51) **LOC (7) Cl.** ..... **12-16**

(52) **U.S. Cl.** ..... **D12/168**

(58) **Field of Search** ..... D12/168; D21/597,  
D21/599; D11/117; 114/219

(56) **References Cited**

**U.S. PATENT DOCUMENTS**

D203,051 S	*	11/1965	Kurella	.....	D11/158
D386,733 S	*	11/1997	Rossman et al.	.....	D12/168
D404,683 S	*	1/1999	Kostic	.....	D11/158

\* cited by examiner

*Primary Examiner*—Lisa Lichtenstein  
(74) *Attorney, Agent, or Firm*—Calfee, Halter & Griswold LLP


(57) **CLAIM**

The ornamental design for a boating accessory, as shown and described.

**DESCRIPTION**

FIG. 1 is a perspective view of a boating accessory showing my new design;  
FIGS. 2 and 7 are side views thereof;  
FIG. 3 is a front view thereof;  
FIGS. 4 and 5 are bottom and top views thereof; and,  
FIG. 6 is a back view thereof.  
The broken line showing of environmental structure in FIGS. 1-7 is for illustrative purposes only and forms no part of the claimed design.

**1 Claim, 3 Drawing Sheets**






FIG. 1

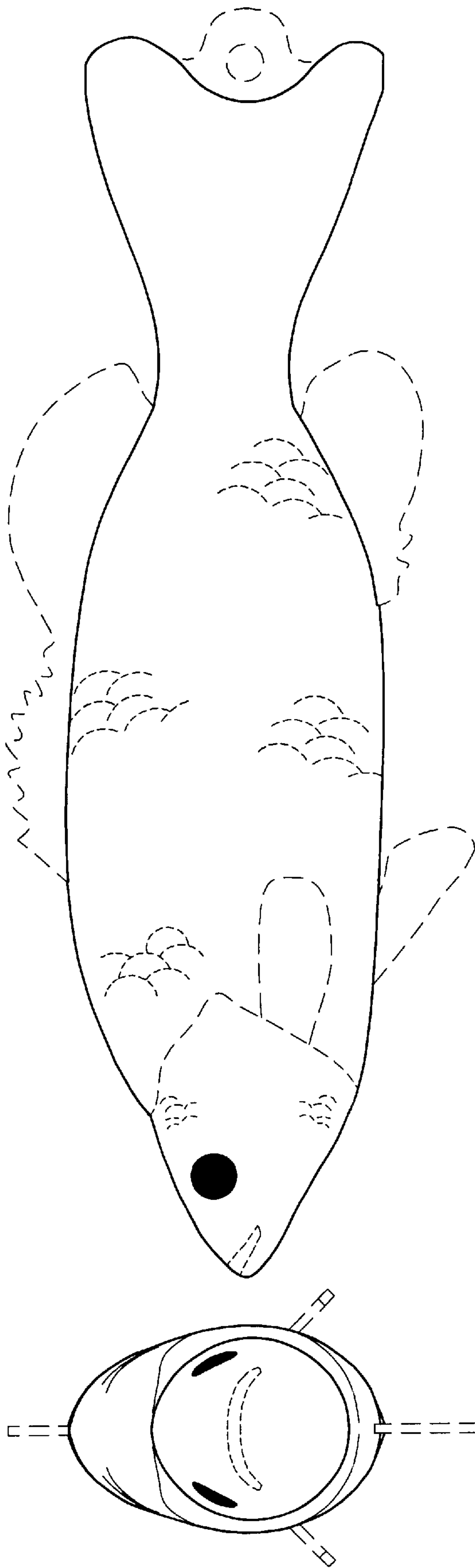


FIG. 2

FIG. 3

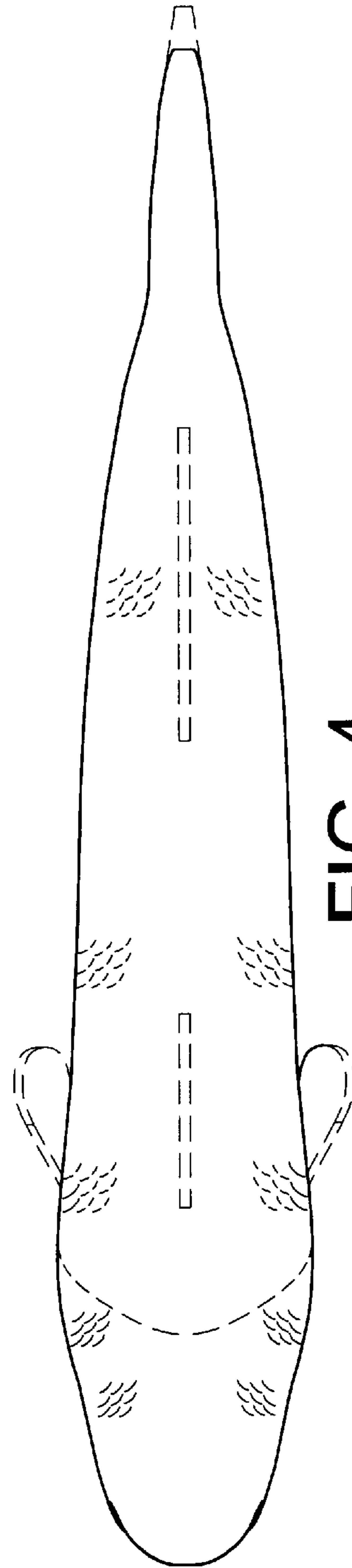


FIG. 4

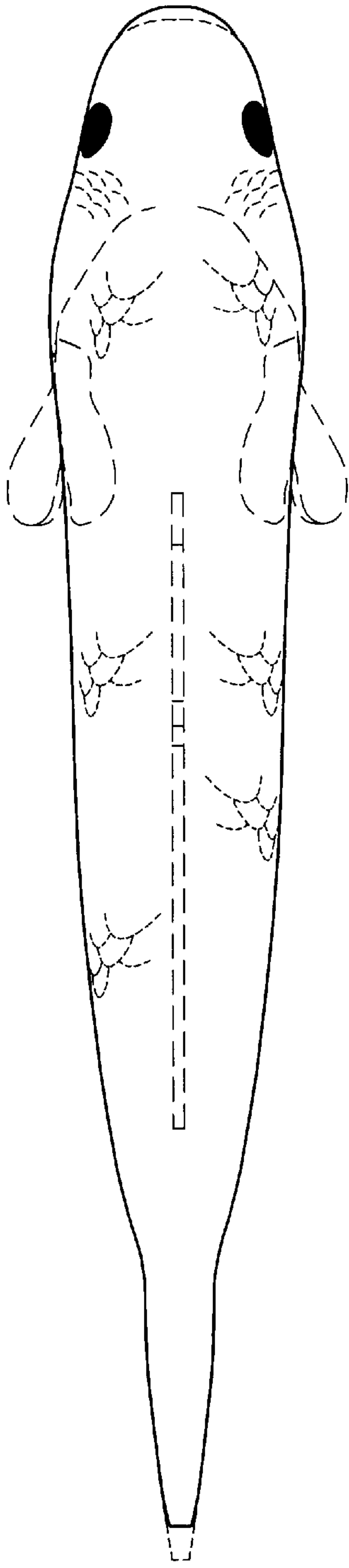


FIG. 5

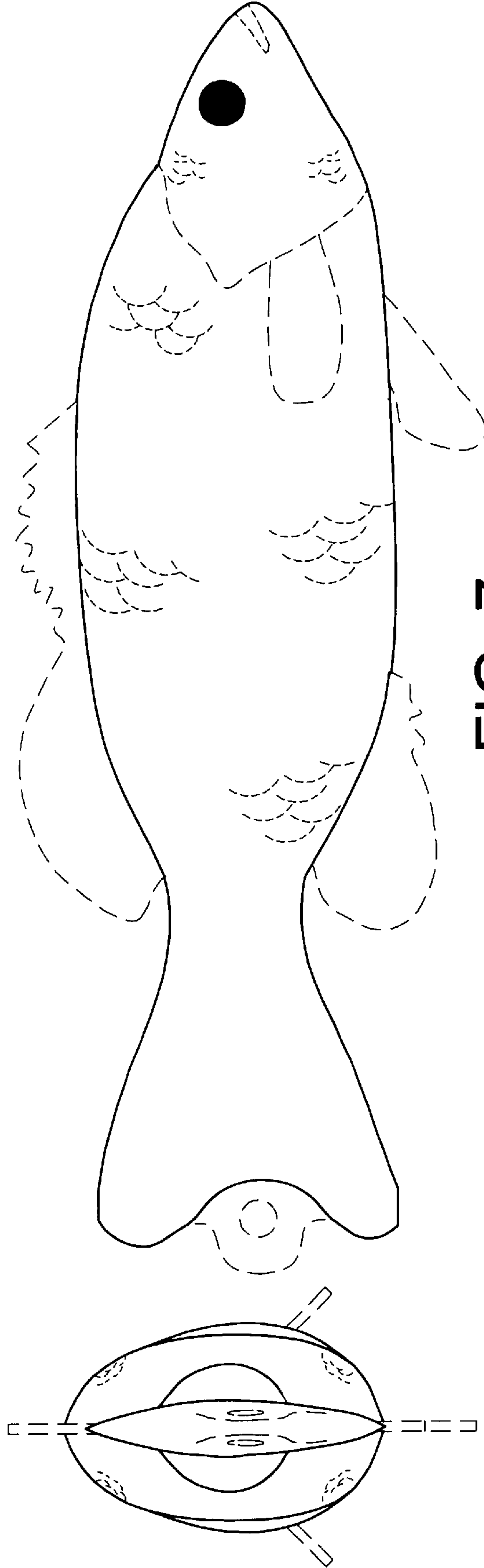


FIG. 7

FIG. 6