



US00D486754S

(12) **United States Design Patent**  
**Shiratori et al.**

(10) **Patent No.:** **US D486,754 S**

(45) **Date of Patent:** **\*\* Feb. 17, 2004**

(54) **CHRISTMAS DECORATION**

(75) Inventors: **Norihiko Shiratori**, Nagano-ken (JP);  
**Kazutoyo Ichikawa**, Nagano-ken (JP)

(73) Assignee: **Microstone Co., Ltd.**, Nagano (JP)

(\*\*) Term: **14 Years**

(21) Appl. No.: **29/172,109**

(22) Filed: **Dec. 6, 2002**

(51) **LOC (7) Cl.** ..... **11-05**

(52) **U.S. Cl.** ..... **D11/125; D11/118; D11/121**

(58) **Field of Search** ..... **D11/121, 125,**  
**D11/118, 157; 428/18-20**

(56) **References Cited**

**U.S. PATENT DOCUMENTS**

1,791,533 A	*	2/1931	Parmele	.....	362/382
D228,645 S	*	10/1973	Wilson	.....	D11/118
4,435,452 A	*	3/1984	Hernandez et al.	.....	428/17
D275,743 S	*	10/1984	Williams	.....	D11/125

4,937,107 A	*	6/1990	Mirisch, Sr.	.....	428/7
D327,232 S	*	6/1992	Winn	.....	D11/118
D387,699 S	*	12/1997	Chen	.....	D11/118
D456,303 S	*	4/2002	Bunch	.....	D11/125

\* cited by examiner

*Primary Examiner*—Dominic Simone

(74) *Attorney, Agent, or Firm*—Dennison, Schultz,  
Dougherty & MacDonald

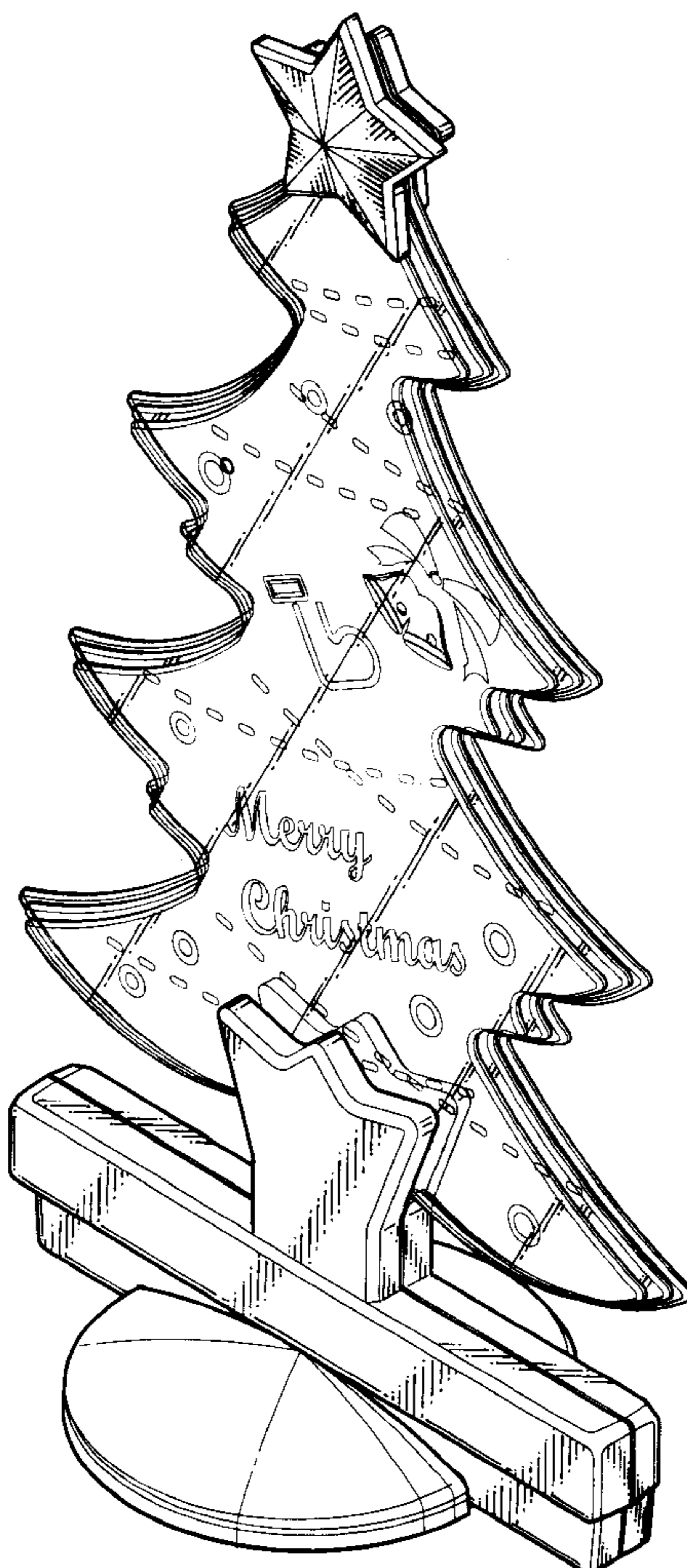
(57) **CLAIM**

The ornamental design for a Christmas decoration, as shown and described.

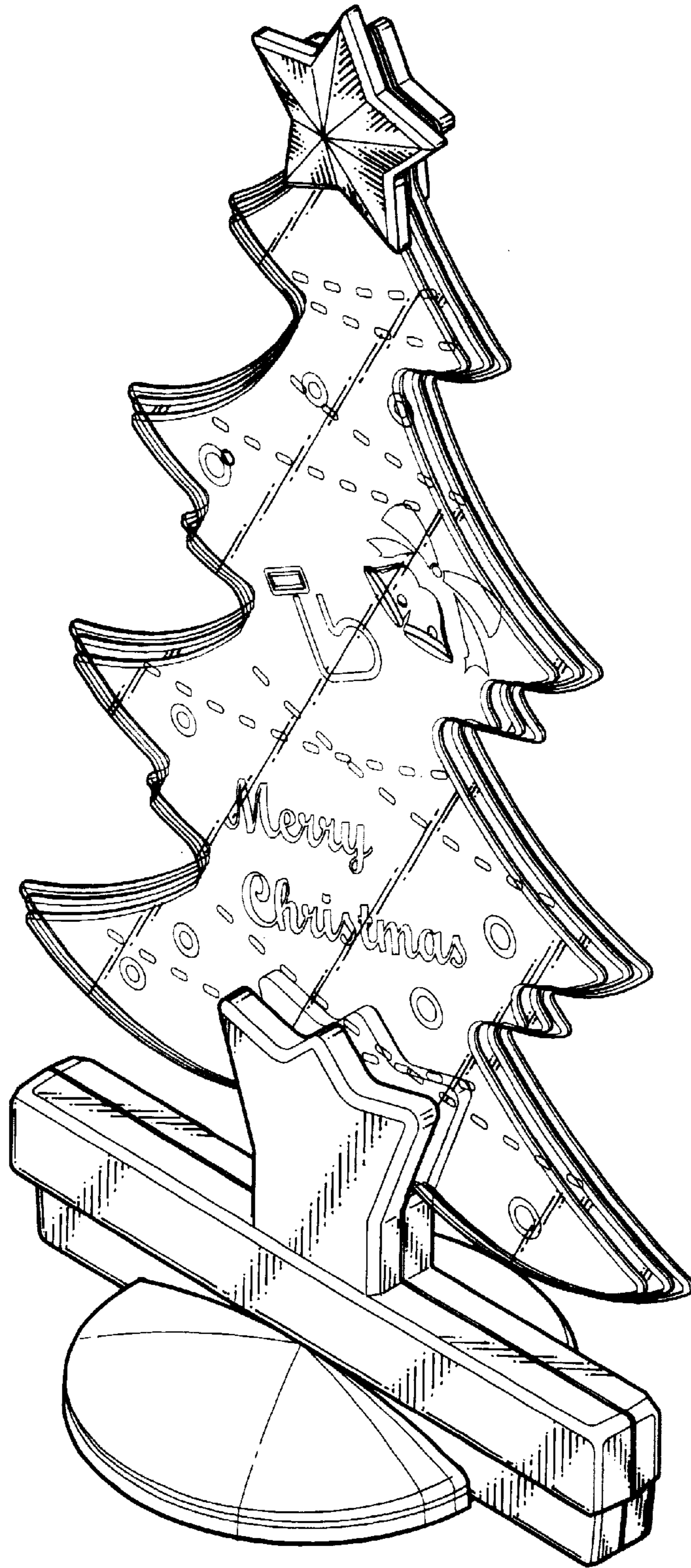
**DESCRIPTION**

FIG. 1 is a perspective view of a Christmas decoration embodying our new design;  
FIG. 2 is a front view thereof;  
FIG. 3 is a rear view thereof;  
FIG. 4 is a top plan view thereof;  
FIG. 5 is a bottom view thereof; and,  
FIG. 6 is a left side view thereof.

**1 Claim, 5 Drawing Sheets**




**FIG. 1**



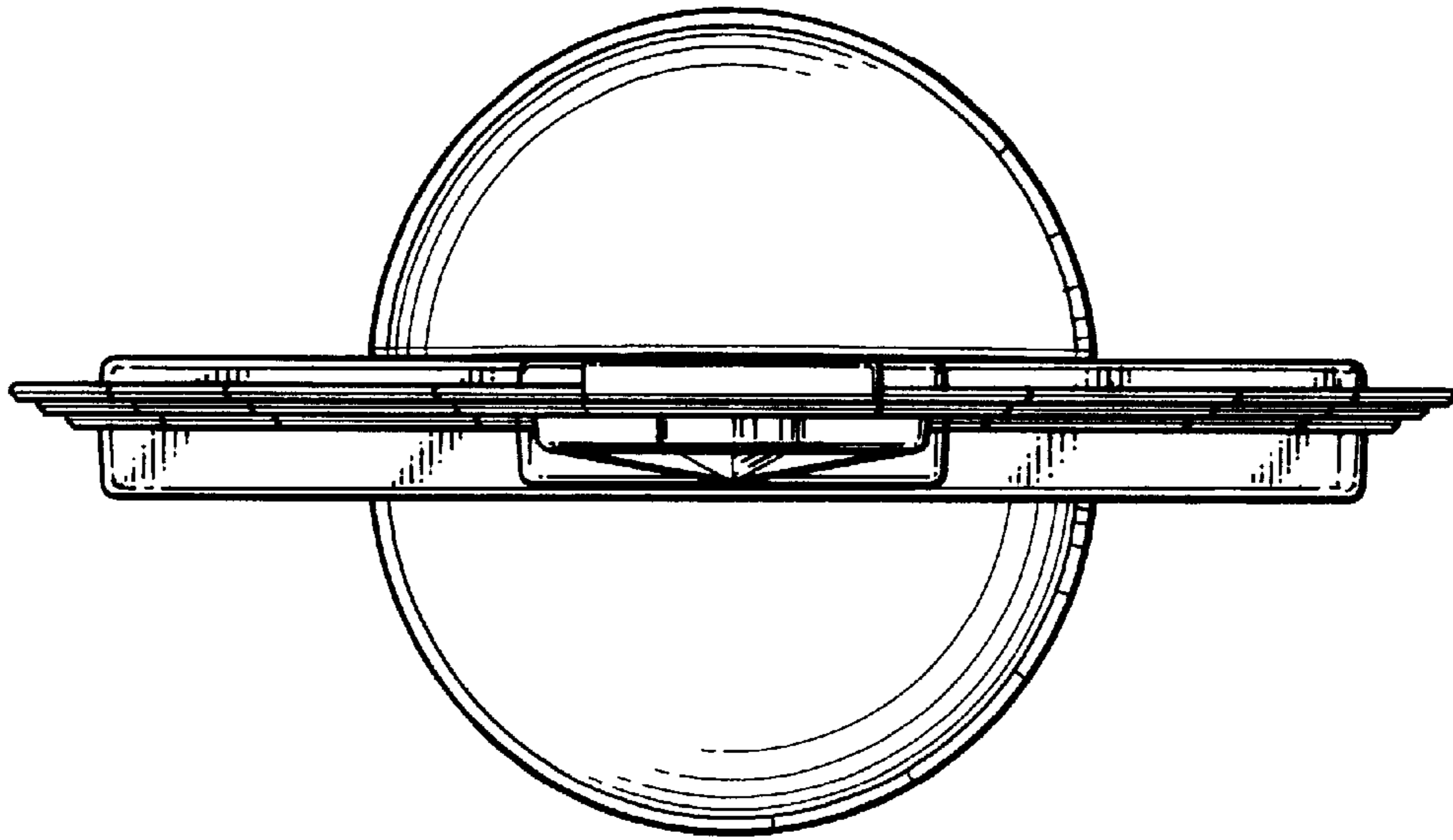
*FIG.2*



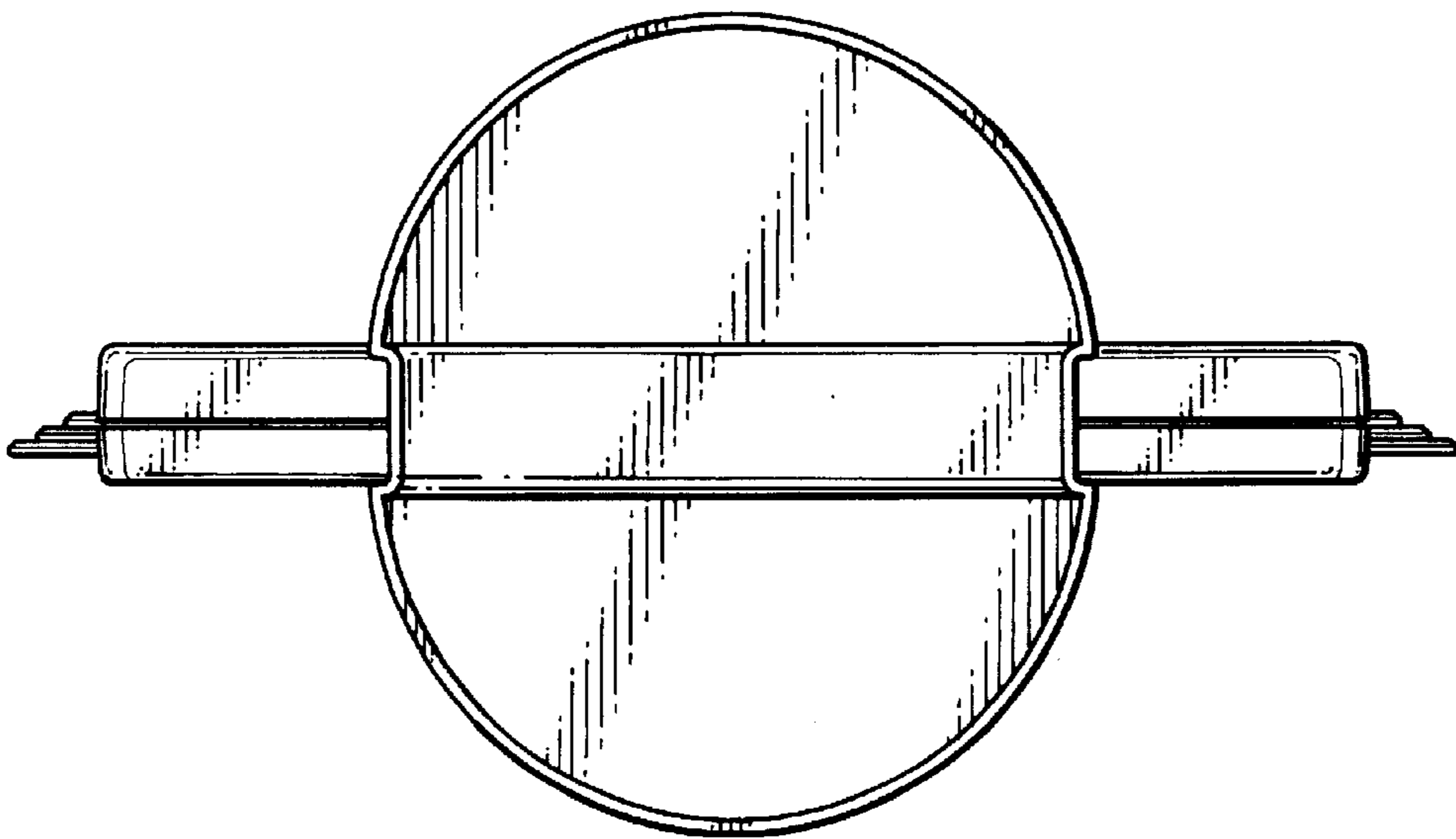
**FIG. 3**



*FIG. 4*



*FIG. 5*



*FIG. 6*

