



US00D486741S

(12) **United States Design Patent**  
**Houghton**

(10) **Patent No.:** **US D486,741 S**

(45) **Date of Patent:** **\*\* Feb. 17, 2004**

(54) **BOTTLE**  
(75) **Inventor:** **Kenneth Arthur Houghton, Hull (GB)**  
(73) **Assignee:** **Reckitt Benckiser Healthcare (UK) Limited, Berkshire (GB)**  
(\*\*) **Term:** **14 Years**

D382,811 S \* 8/1997 Kotyuk, Jr. et al. .... D9/542  
D403,592 S \* 1/1999 Everard et al. .... D9/542  
D416,199 S \* 11/1999 Alguire et al. .... D9/522  
D433,637 S \* 11/2000 Hailey et al. .... D9/542  
D444,390 S \* 7/2001 Kokenge et al. .... D9/542  
D450,247 S \* 11/2001 Johnson et al. .... D9/542  
D457,069 S \* 5/2002 Palaia ..... D9/542  
D476,577 S \* 7/2003 McMahon et al. .... D9/543

\* cited by examiner

(21) **Appl. No.:** **29/165,670**  
(22) **Filed:** **Aug. 14, 2002**  
(30) **Foreign Application Priority Data**

Feb. 15, 2002 (GB) ..... 3001502

(51) **LOC (7) Cl.** ..... **09-01**  
(52) **U.S. Cl.** ..... **D9/542; D9/563; D9/574**  
(58) **Field of Search** ..... D9/516, 530, 539,  
D9/550, 563, 574, 558, 549, 572, 573,  
571; 220/660, 669; 215/12.2, 384; 222/321.1,  
321.7, 321.9, 206, 212, 213, 215; 239/333

(56) **References Cited**

**U.S. PATENT DOCUMENTS**

D38,385 S \* 12/1906 Kohn ..... D9/542  
D48,140 S \* 11/1915 Wolfson ..... D9/542  
D82,202 S \* 9/1930 Winegard ..... D9/542  
D195,368 S \* 6/1963 Koenigsberg ..... D9/542  
D262,778 S \* 1/1982 Britt et al. .... D9/542  
5,370,266 A \* 12/1994 Woodruff ..... 222/212 X  
D368,859 S \* 4/1996 LoPreto ..... D9/542  
D376,980 S \* 12/1996 LoPreto ..... D9/542

*Primary Examiner*—Philip S. Hyder  
*Assistant Examiner*—Carol Rademaker  
(74) *Attorney, Agent, or Firm*—Akin Gump Strauss Hauer & Feld LLP

(57) **CLAIM**

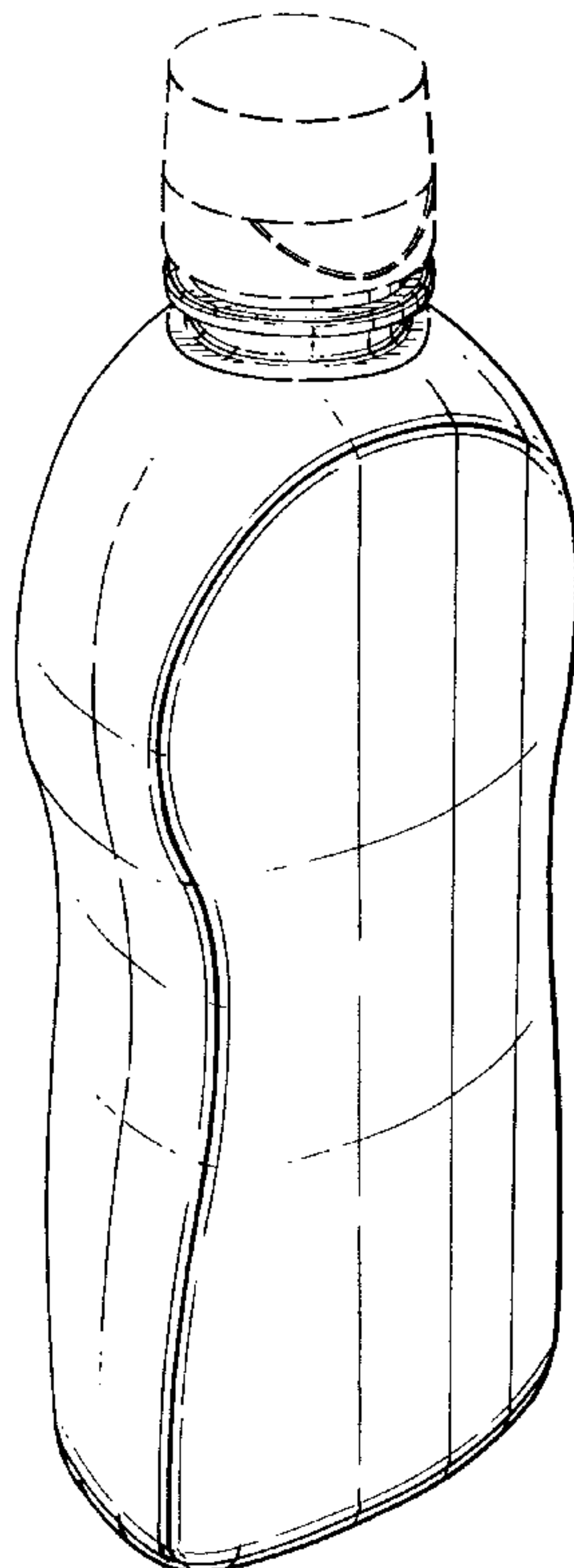
The ornamental design for a bottle, as shown and described.

**DESCRIPTION**

FIG. 1 is a left front perspective view of a bottle in accordance with my new design;  
FIG. 2 is a front elevation view thereof;  
FIG. 3 is a rear elevation view thereof;  
FIG. 4 is a left side elevation view thereof;  
FIG. 5 is a right side elevation view thereof; and,  
FIG. 6 is a top plan view thereof.

The broken lines shown in the drawings are for illustrative purposes only and form no part of the claimed design. The bottom view is not shown in the drawings and forms no part of the claimed design.

**1 Claim, 3 Drawing Sheets**



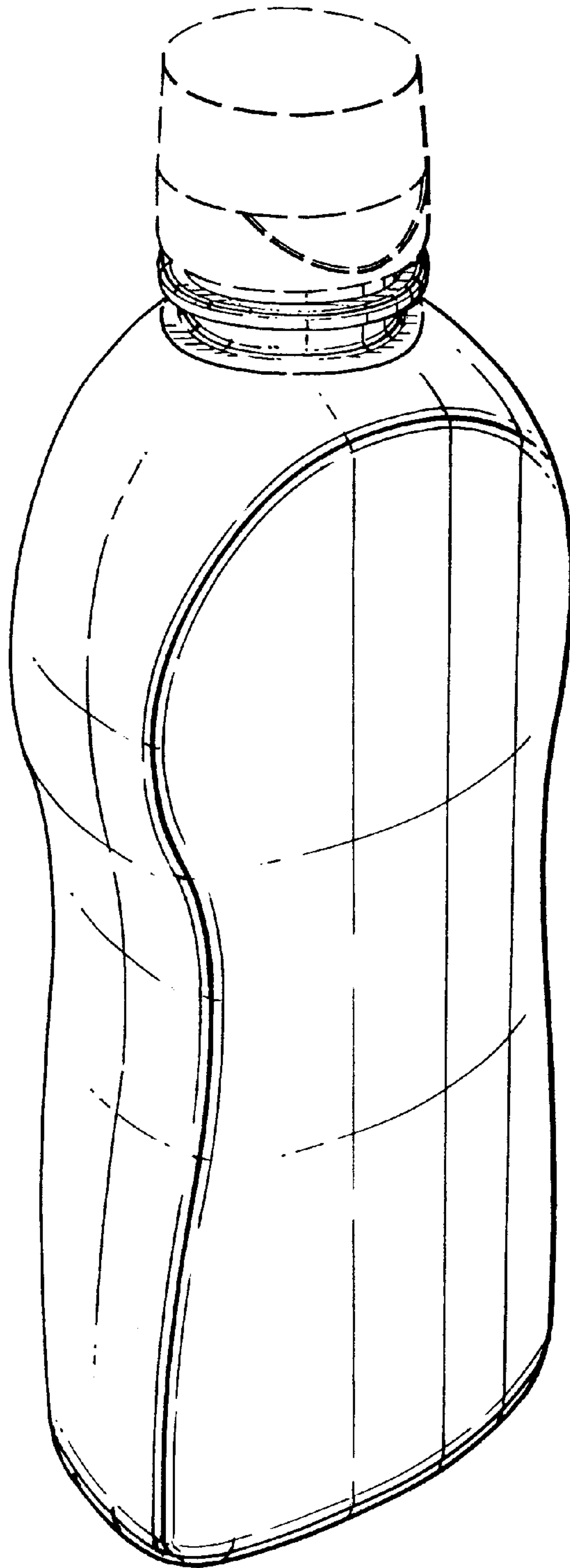


Fig. 1.

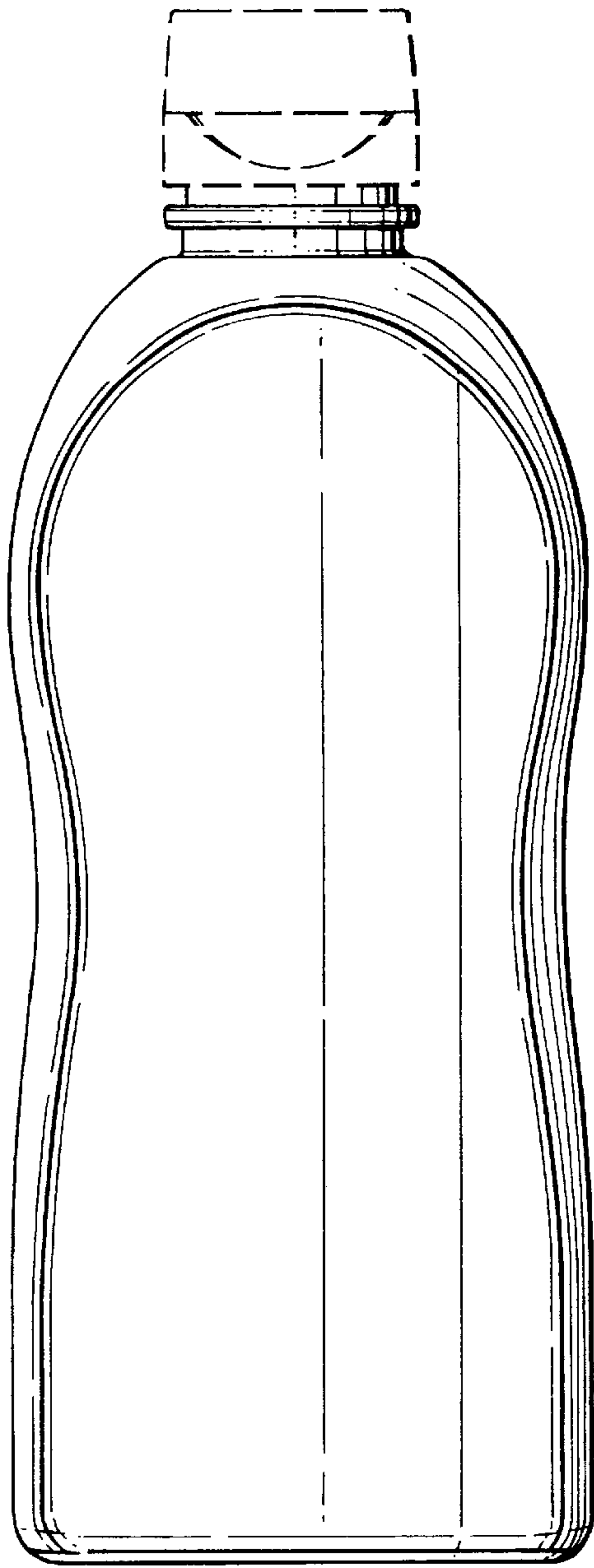


Fig.2.

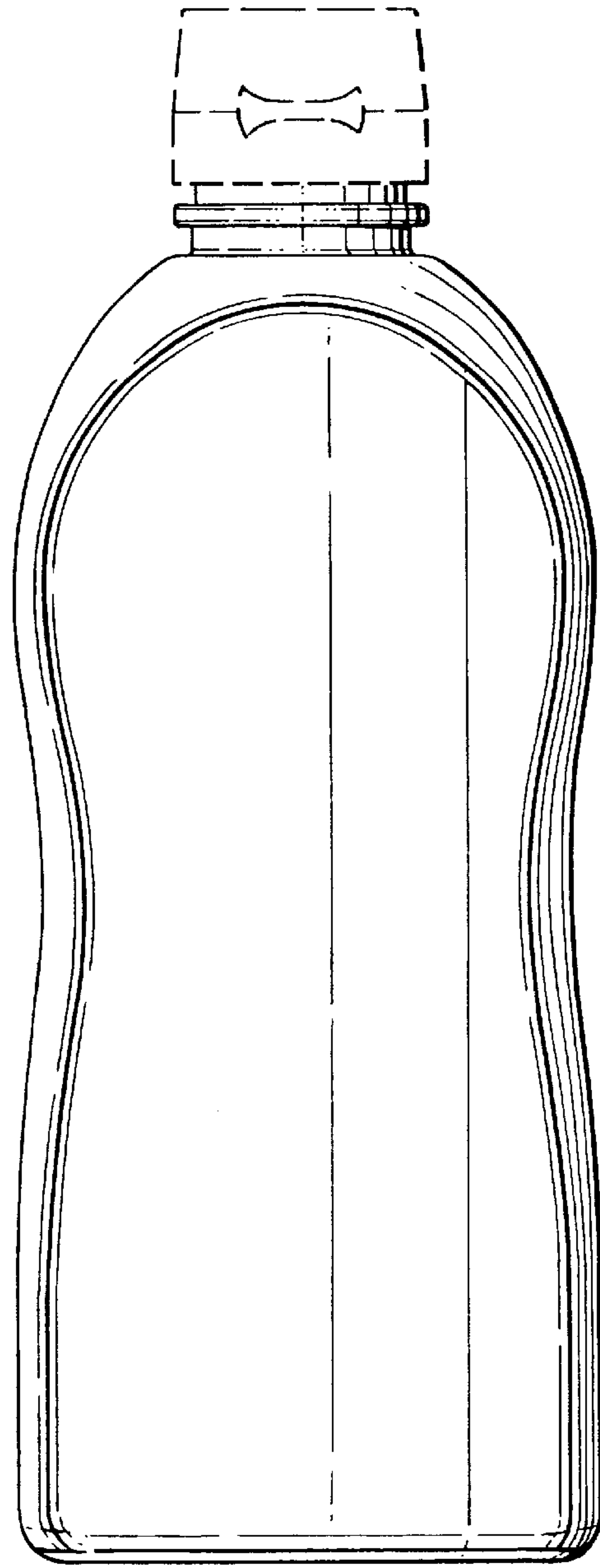


Fig.3.

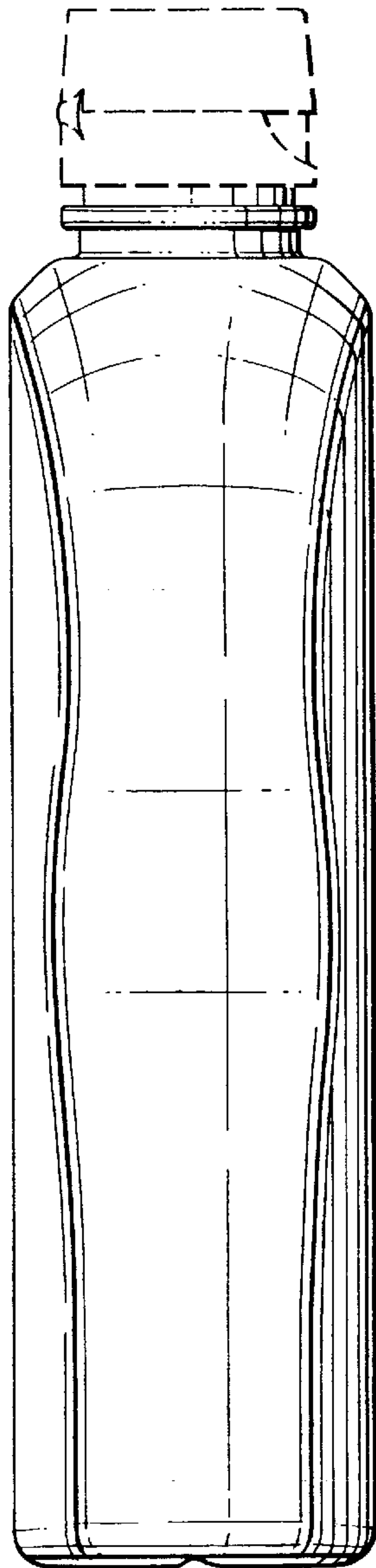


Fig. 4




Fig. 5

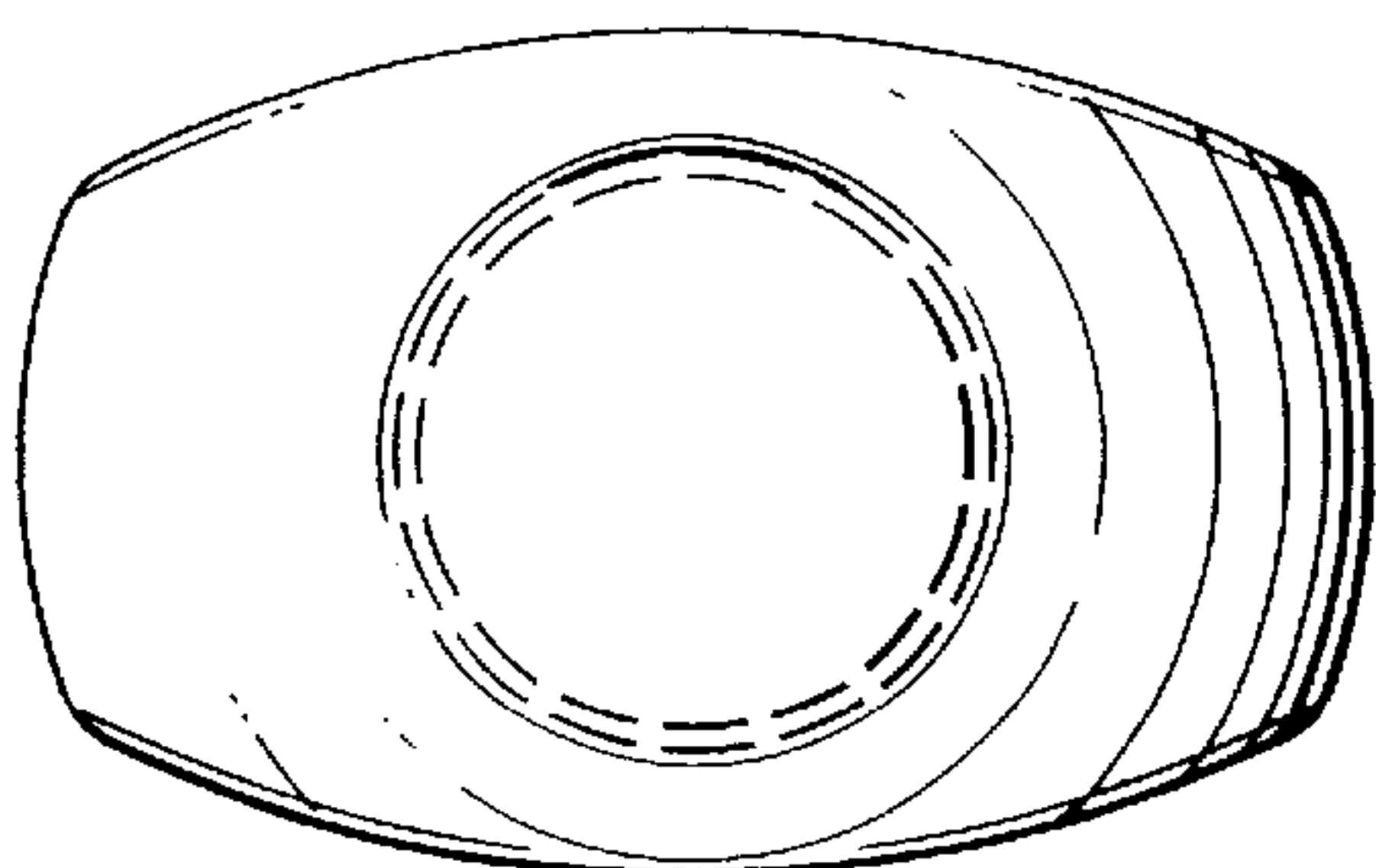


Fig. 6

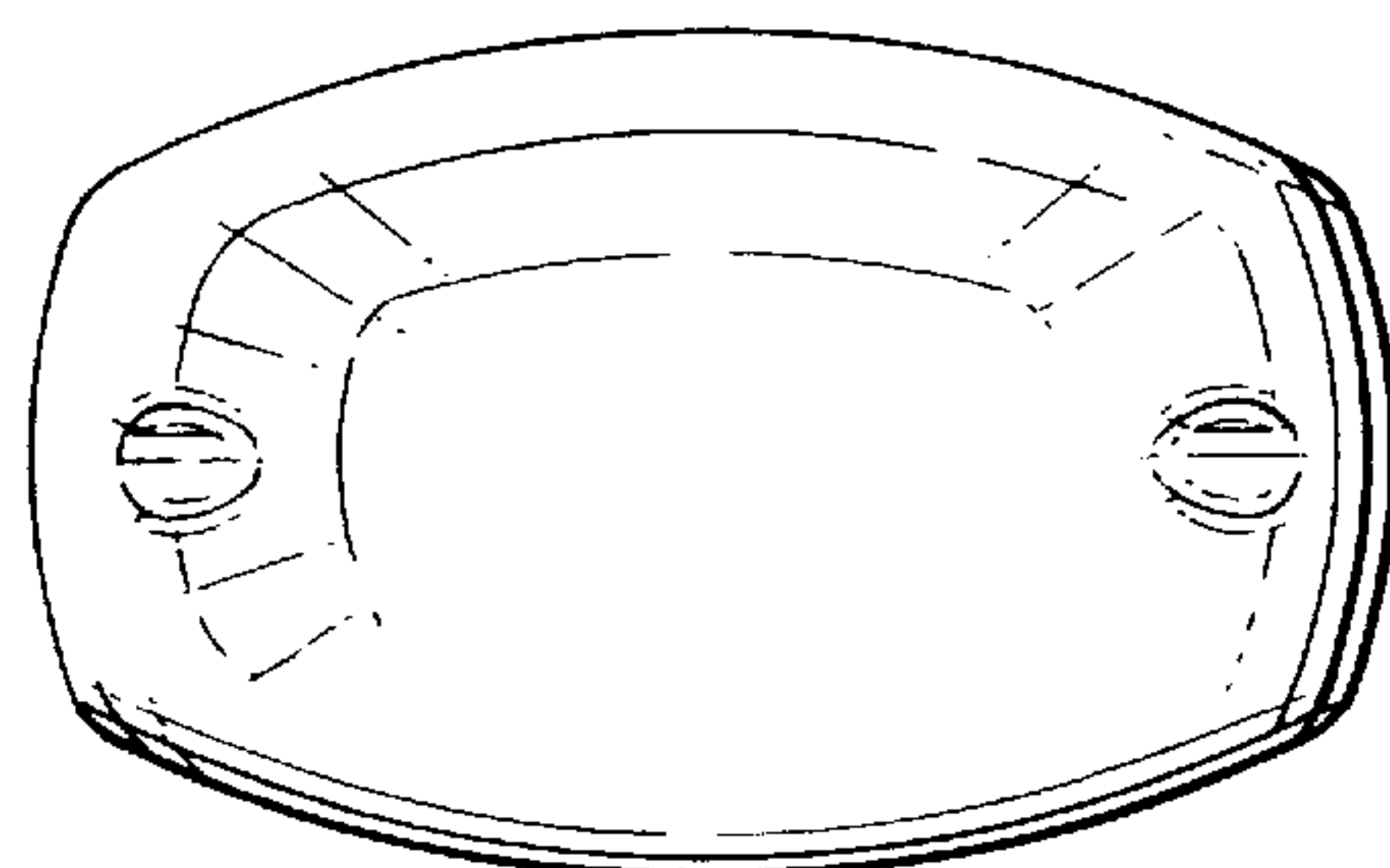


Fig. 7