



US00D486734S

(12) **United States Design Patent**
Weber

(10) **Patent No.:** **US D486,734 S**

(45) **Date of Patent:** **** Feb. 17, 2004**

(54) **UNIVERSAL BEVERAGE CAN COVER**

D454,307 S * 3/2002 Lindsey D9/438

(76) Inventor: **Joseph Weber**, 1097 - 98th La. NE.,
Blaine, MN (US) 55434

(**) Term: **14 Years**

(21) Appl. No.: **29/176,250**

(22) Filed: **Feb. 20, 2003**

Related U.S. Application Data

(63) Continuation-in-part of application No. 10/006,456, filed on
Dec. 3, 2001, now abandoned.

(51) **LOC (7) Cl.** **09-07**

(52) **U.S. Cl.** **D9/445; D9/447; D9/449;**
D9/450; D7/392

(58) **Field of Search** **D7/396.1, 396.2,**
D7/900, 392; D9/445, 447, 449, 450; 220/254.4,
871, 714, 715, 212, 267

(56) **References Cited**

U.S. PATENT DOCUMENTS

3,281,982 A * 11/1966 Salisbury 220/212

3,877,604 A * 4/1975 Brown 220/267

D418,363 S * 1/2000 Barnes et al. D7/392

D431,412 S * 10/2000 Trombly D7/900

OTHER PUBLICATIONS

U.S. patent application Ser. No. 2003/0102313 A1, filed Jun.
5, 2003, Joseph Weber.*

* cited by examiner

Primary Examiner—Louis S. Zarfes

Assistant Examiner—Gregory Andoll

(74) *Attorney, Agent, or Firm*—Nikolai & Mersereau, P.A.

(57) **CLAIM**

The ornamental design for the “universal beverage can cover”, as shown and described.

DESCRIPTION

FIG. 1 is a top perspective view from the front end and right
side of a universal beverage can cover showing my new
design;

FIG. 2 is a top view thereof;

FIG. 3 is a left side view thereof;

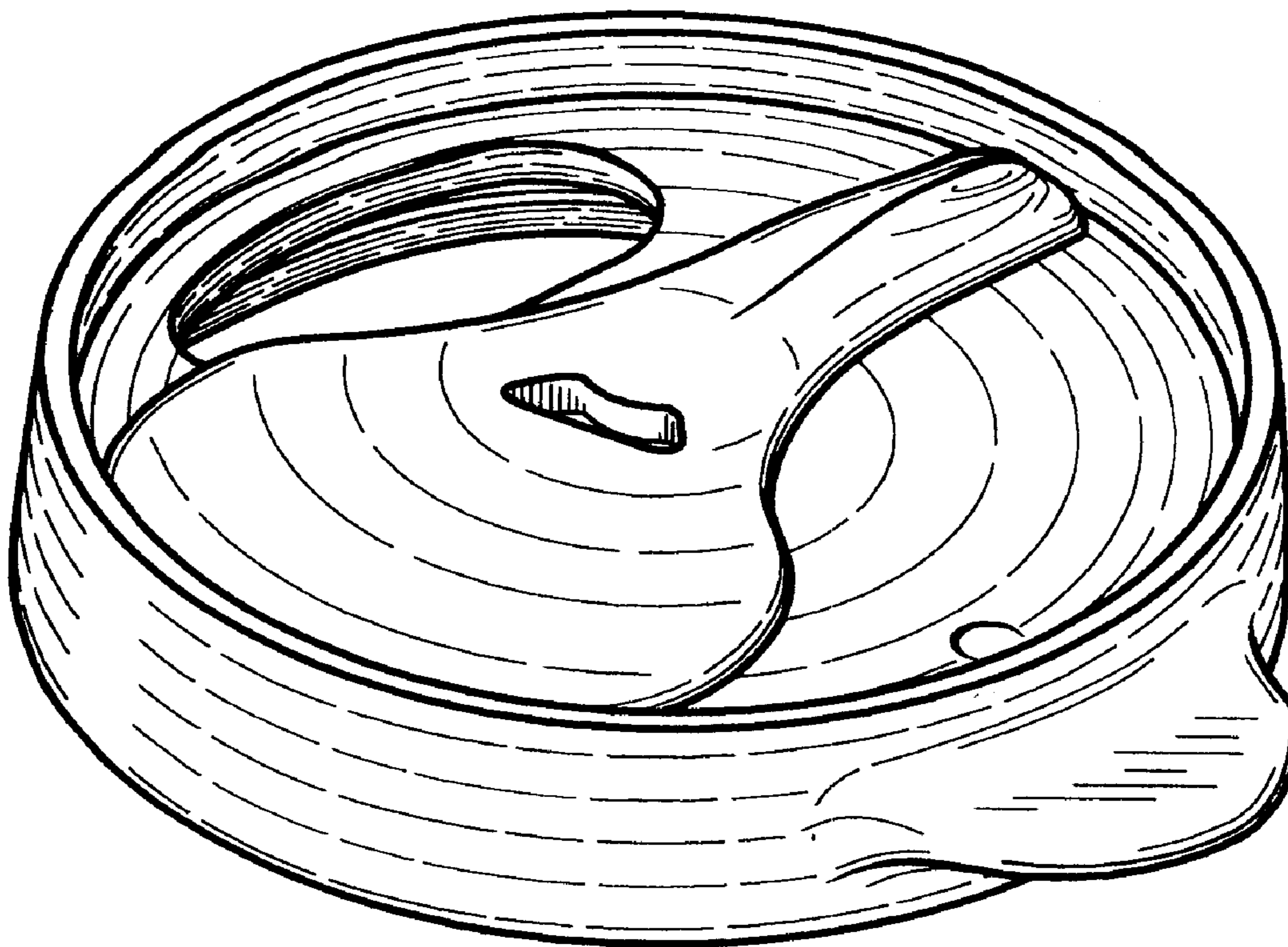
FIG. 4 is a front side view;

FIG. 5 is a bottom view thereof;

FIG. 6 is a right side view thereof; and,

FIG. 7 is a backside view thereof.

1 Claim, 2 Drawing Sheets



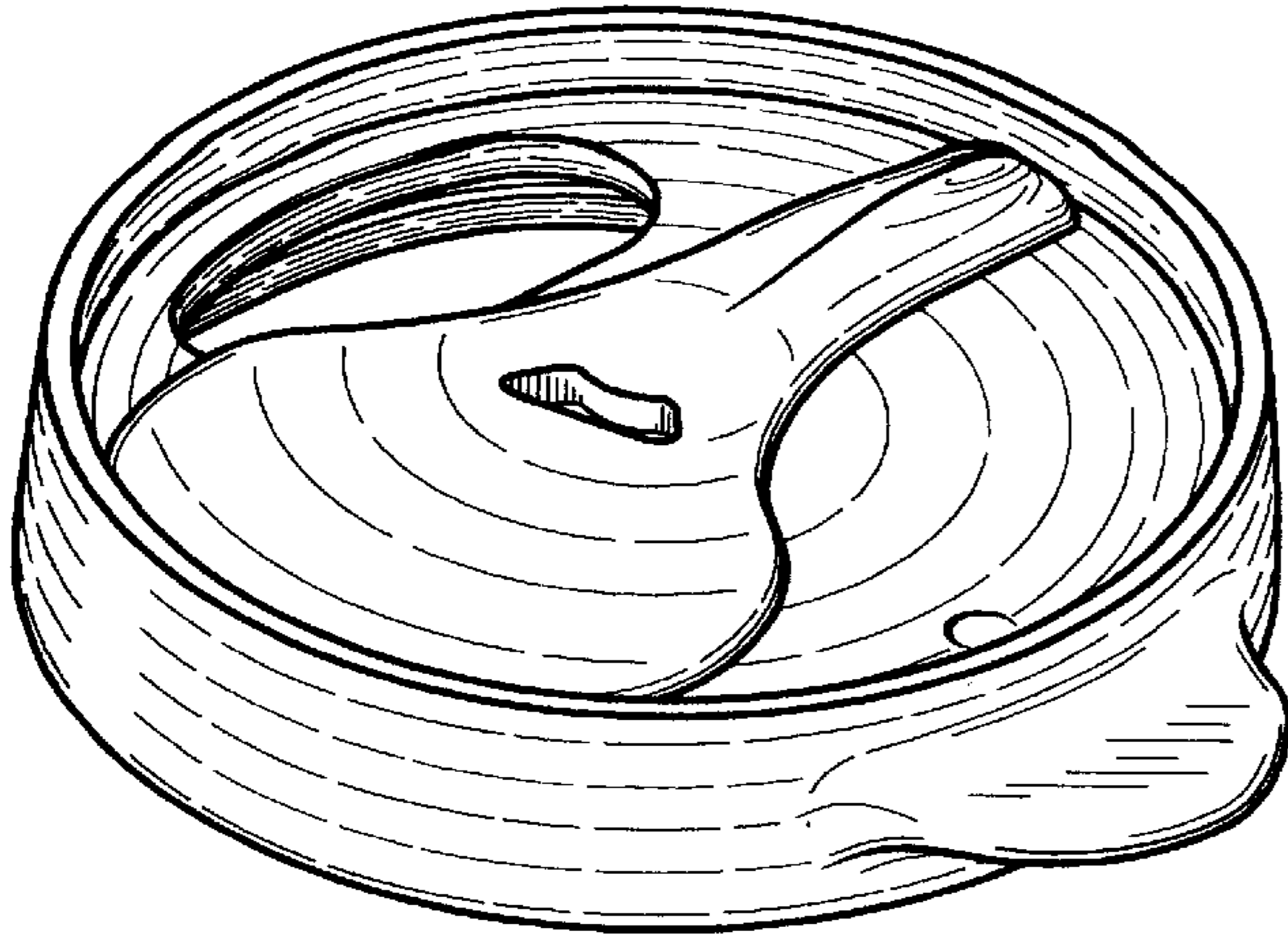


Fig. 1

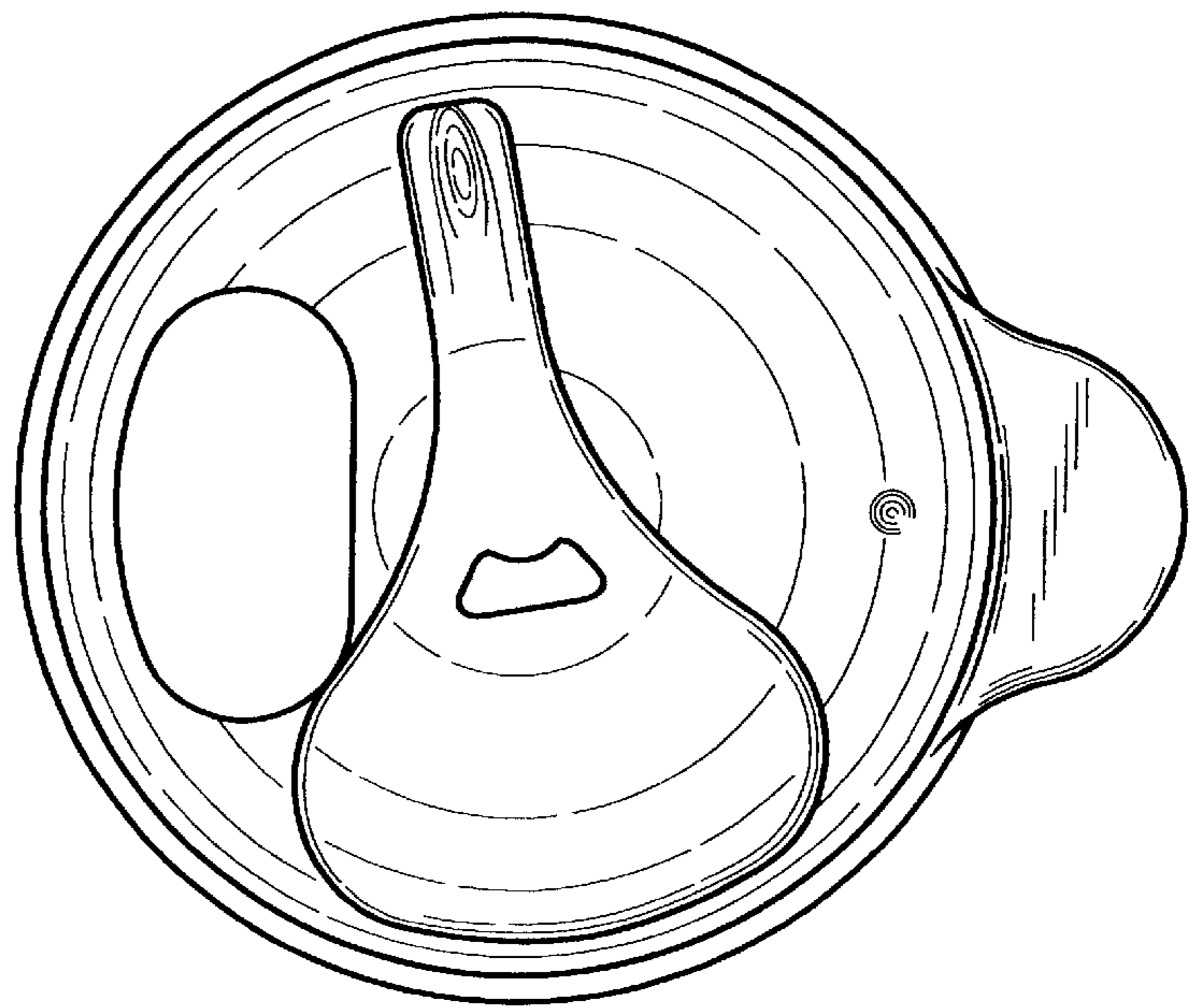


Fig. 2




Fig. 3




Fig. 4

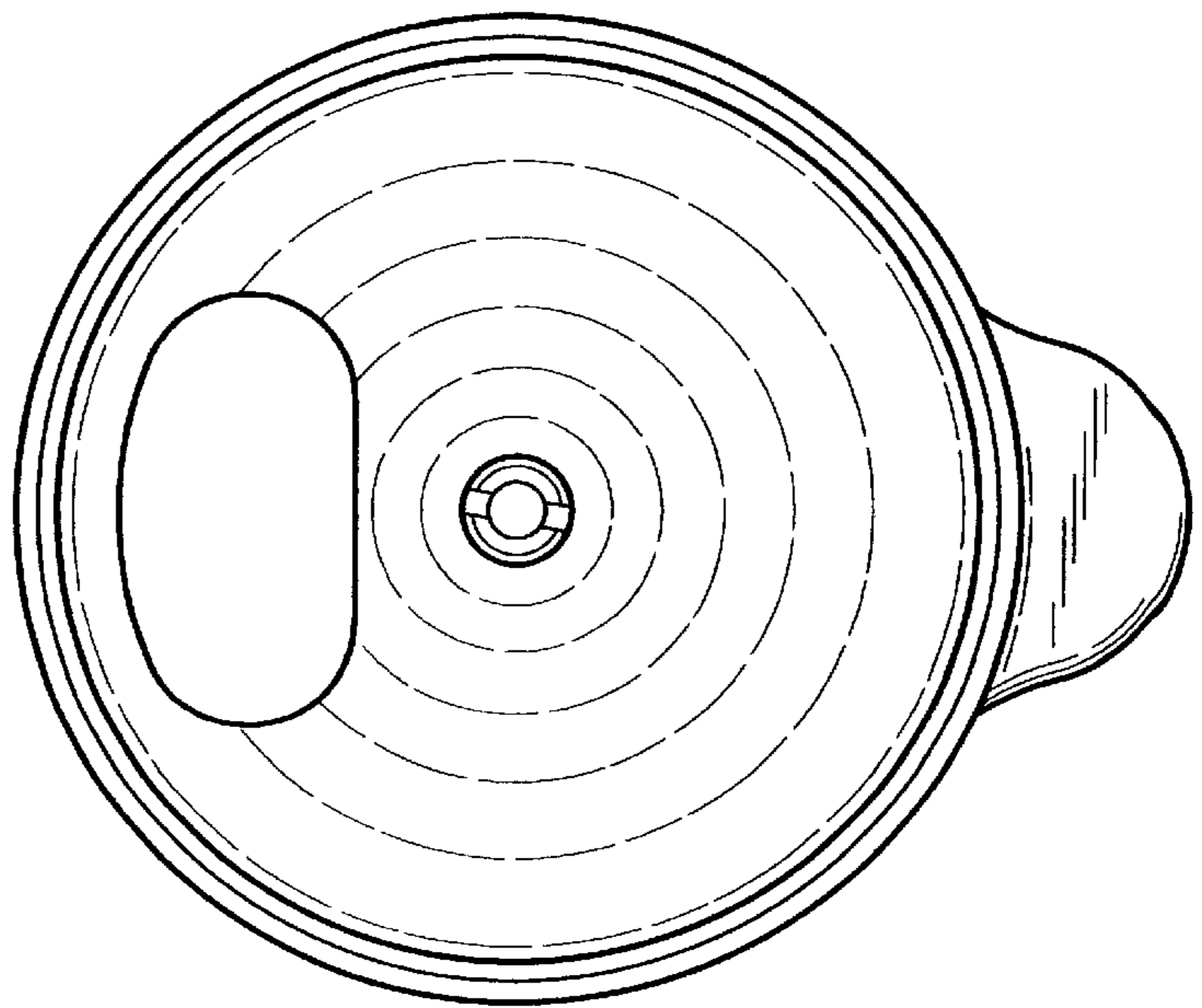


Fig. 5




Fig. 6




Fig. 7