



US00D486671S

(12) **United States Design Patent**  
**Gillet**

(10) **Patent No.:** **US D486,671 S**

(45) **Date of Patent:** **\*\* Feb. 17, 2004**

(54) **BANNER STAND**  
(75) Inventor: **Christophe Gillet**, Belmont-Luthezieu (FR)  
(73) Assignee: **Entropies**, Virieu le Grand (FR)  
(\*\*) Term: **14 Years**

D433,846 S \* 11/2000 Chang ..... D6/474  
D434,806 S \* 12/2000 Justen et al. .... D20/10  
D434,807 S \* 12/2000 Justen et al. .... D20/10  
D451,966 S \* 12/2001 Skog ..... D20/10  
D461,962 S \* 8/2002 Ingolfsson ..... D6/314  
6,457,684 B1 \* 10/2002 McKendry ..... 248/127

\* cited by examiner

*Primary Examiner*—Cathron C. Brooks  
(74) *Attorney, Agent, or Firm*—Oliff & Berridge, PLC

(21) Appl. No.: **29/171,762**  
(22) Filed: **Nov. 29, 2002**

(57) **CLAIM**

(30) **Foreign Application Priority Data**  
May 29, 2002 (FR) ..... 02 3340

The ornamental design for banner stand, as shown and described.


(51) **LOC (7) Cl.** ..... **06-06**  
(52) **U.S. Cl.** ..... **D6/462; D20/10**  
(58) **Field of Search** ..... D6/314, 449, 462;  
D20/10, 19, 41; 40/603, 604, 606.12; 211/13,  
42, 45; 248/441.4, 444.1

**DESCRIPTION**


FIG. 1 is a front and left side perspective view of a banner stand, showing my new design;  
FIG. 2 is a front plan view, showing my new design;  
FIG. 3 is a rear plan view thereof;  
FIG. 4 is a right side plan view thereof;  
FIG. 5 is a left side plan view thereof;  
FIG. 6 is a top plan view thereof, and,  
FIG. 7 is a bottom plan view thereof.

(56) **References Cited**  
**U.S. PATENT DOCUMENTS**  
D360,779 S \* 8/1995 Allekotte et al. .... D6/449  
5,983,545 A \* 11/1999 Marco ..... 40/610

**1 Claim, 4 Drawing Sheets**

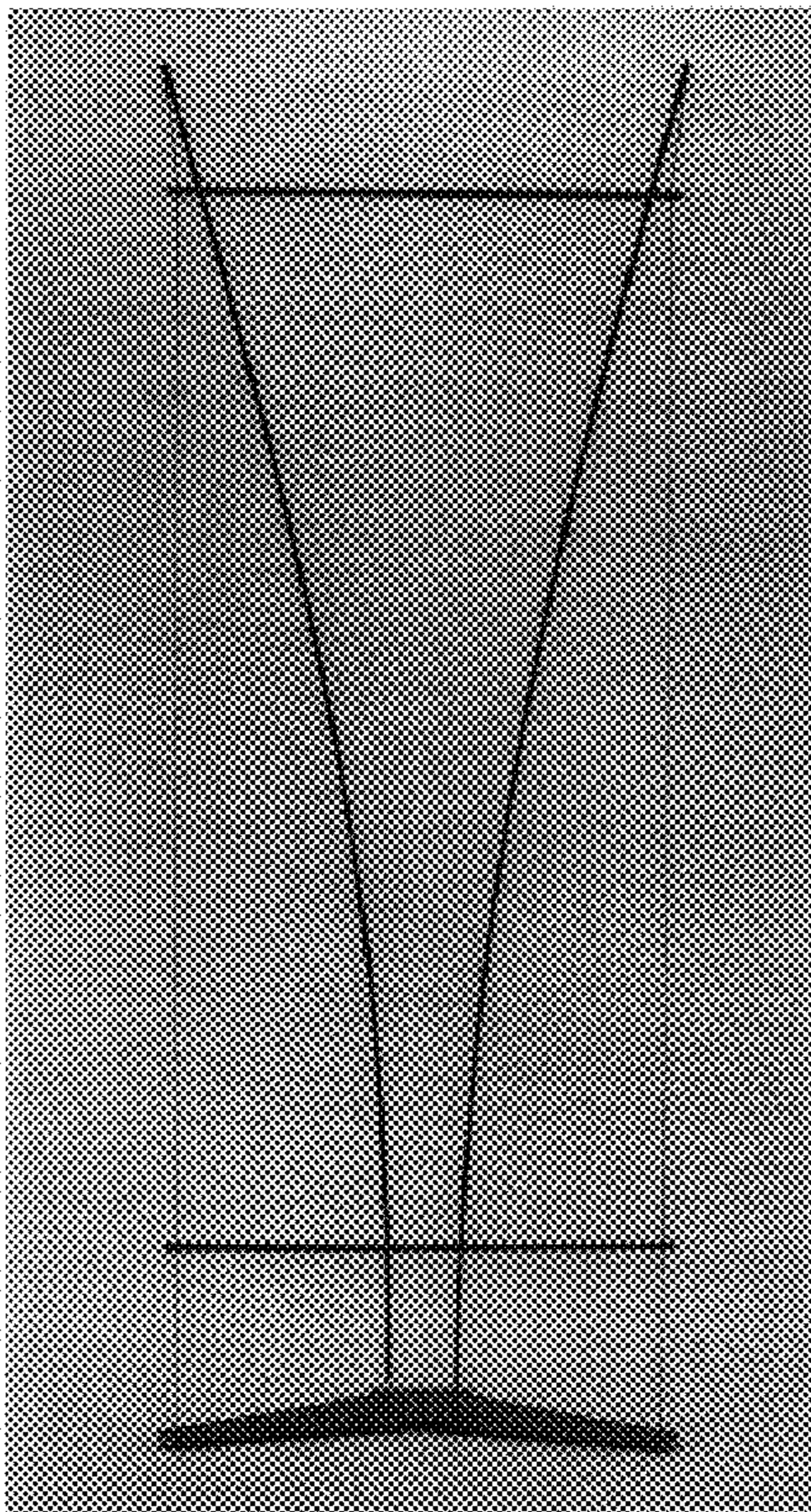







*Fig. 1*



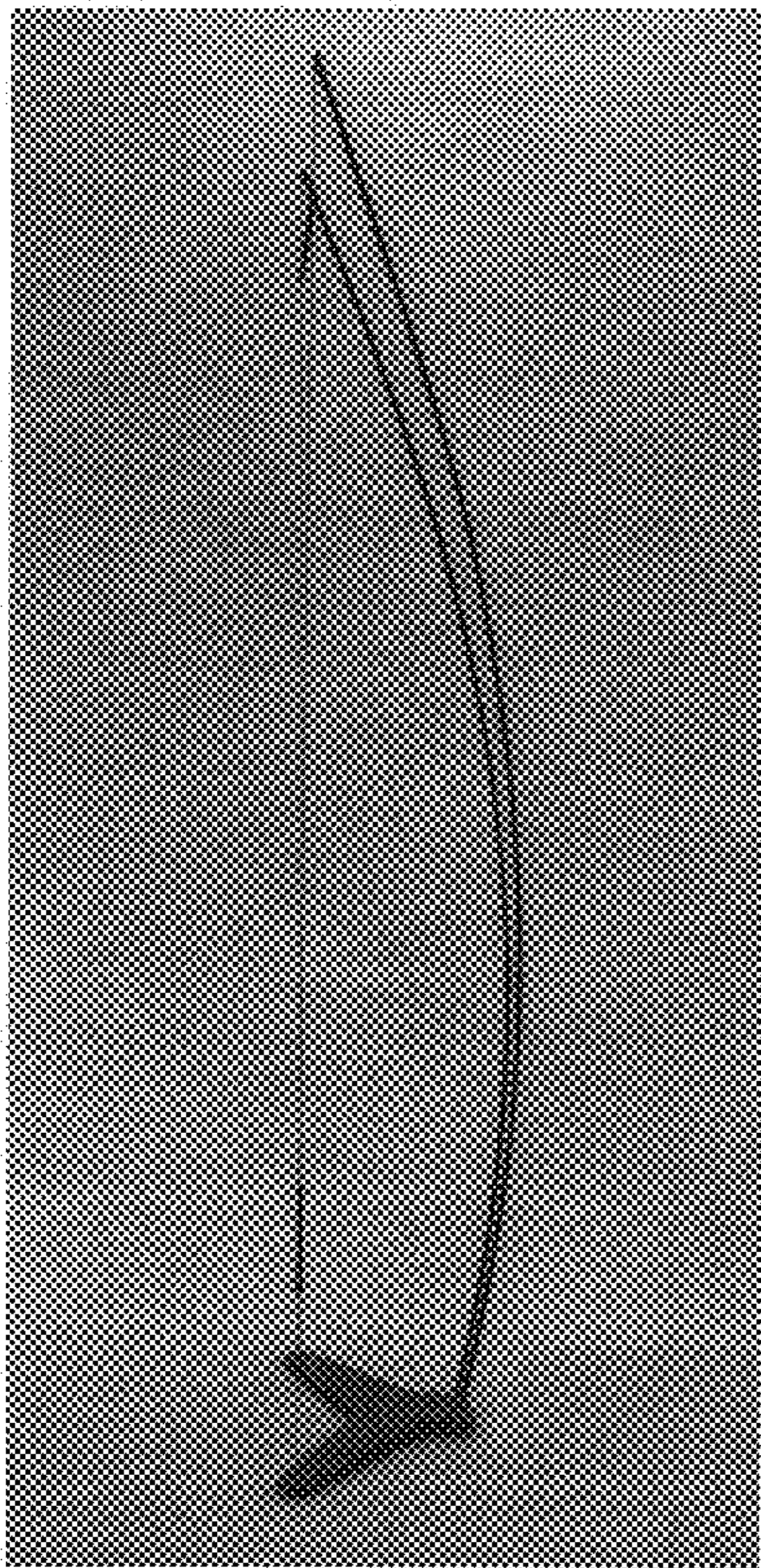


*Fig. 2*




*Fig. 3*



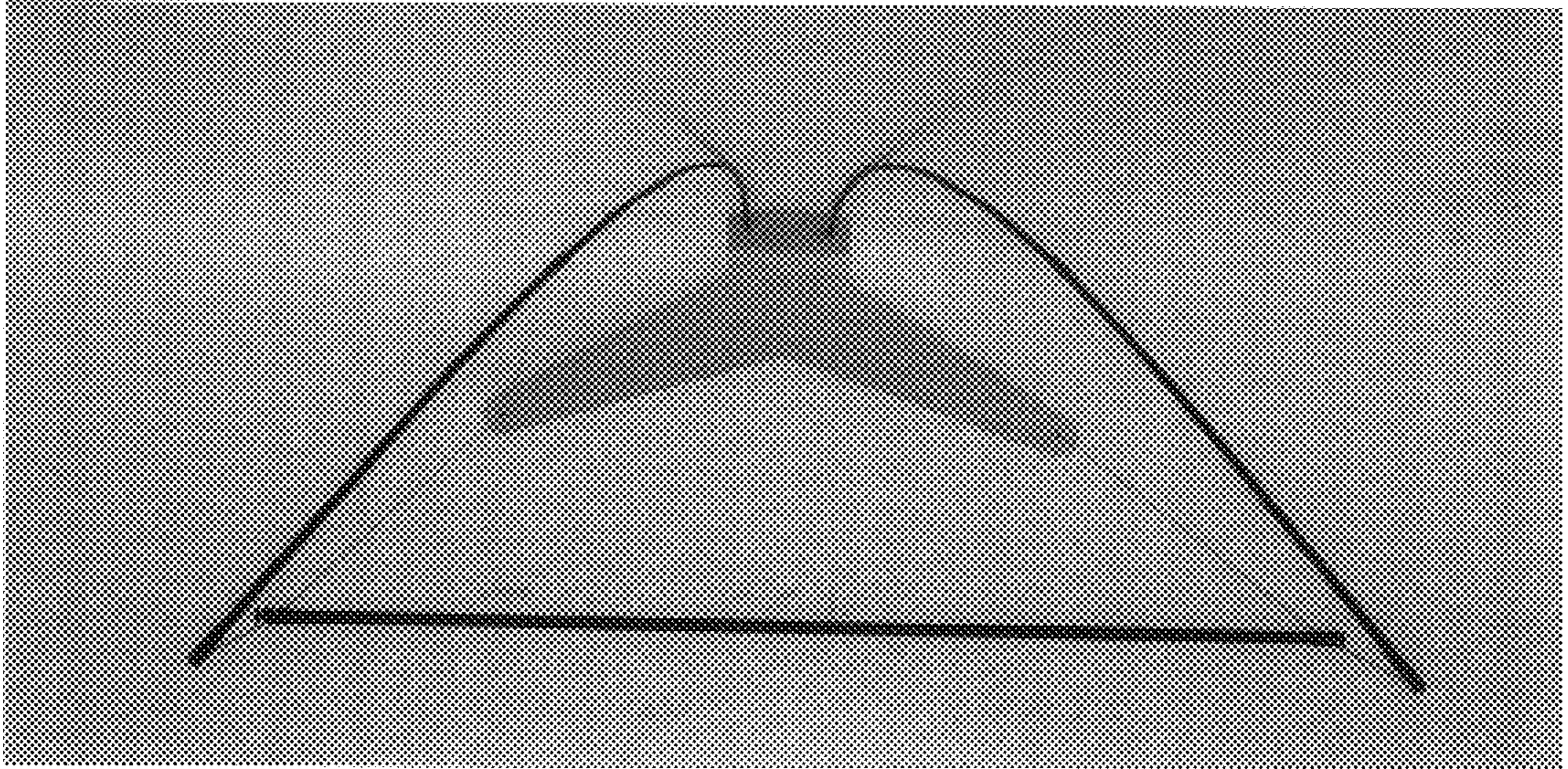


*Fig. 4*




*Fig. 5*





*Fig. 6*



*Fig. 7*