



US00D486670S

(12) **United States Design Patent**  
**Stanton**

(10) **Patent No.:** **US D486,670 S**

(45) **Date of Patent:** **\*\* Feb. 17, 2004**

(54) **CHEST**

(75) **Inventor:** **Shawn Christopher Stanton**, High Point, NC (US)

(73) **Assignee:** **Thomasville Furniture Industries, Inc.**, Thomasville, NC (US)

(\*\*) **Term:** **14 Years**

(21) **Appl. No.:** **29/181,337**

(22) **Filed:** **May 8, 2003**

(51) **LOC (7) Cl.** ..... **06-04**

(52) **U.S. Cl.** ..... **D6/441; D6/446**

(58) **Field of Search** ..... **D6/432-448, 470; 312/237, 278, 279, 204, 205, 224**

(56) **References Cited**

**U.S. PATENT DOCUMENTS**

D450,477 S	*	11/2001	McDaniel et al.	.....	D6/441
D460,636 S	*	7/2002	Stanton	.....	D6/439
D464,505 S	*	10/2002	Cain	.....	D6/441
D465,104 S		11/2002	Cain	.....	D6/441
D469,625 S	*	2/2003	Stanton	.....	D6/439

**OTHER PUBLICATIONS**

Thomasville, Bridgehampton Chest, p. 18 2001.\*  
Photo of Dresser, Macy's New York, 2001.  
Photo of Chest, source and date unknown, available as of the filing date.  
Photo of Chest, Christie's brochure, date unknown, available as of the filing date.

Chest, Auberge Collection brochure, Thomasville Furniture Industries, Inc., p. 4, 2001.

Chest, Bridges Collection brochure, Thomasville Furniture Industries, Inc., p. 14, 2002.

Chest, Carlton Hall Collection brochure, Thomasville Furniture Industries, Inc., p. 10, 1996.

Chest-on-Chest, Mahogany Collection brochure, Thomasville Furniture Industries, Inc., p. 5, 1999.

Chest, Retro Ve Collection brochure, Thomasville Furniture Industries, Inc., p. 2, 2001.

\* cited by examiner

*Primary Examiner*—Cathron C. Brooks

(74) *Attorney, Agent, or Firm*—Womble Carlyle Sandridge & Rice, PLLC

(57) **CLAIM**

The ornamental design for a chest, as shown and described.

**DESCRIPTION**

FIG. 1 is a left front perspective view of a chest showing my new design;

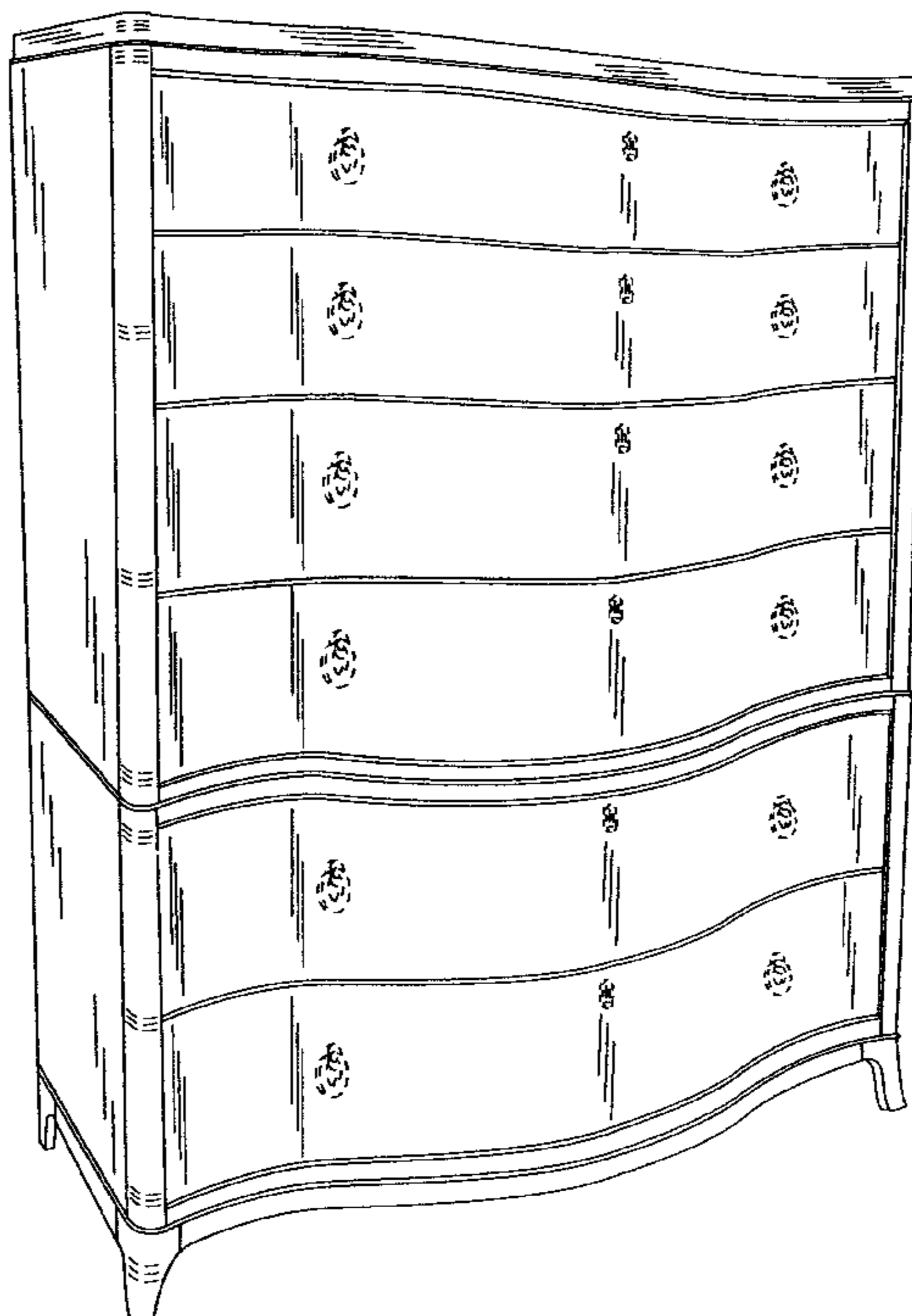
FIG. 2 is a side elevational view, the opposite side being a mirror image thereof;

FIG. 3 is a front elevational view thereof; and,

FIG. 4 is a top view thereof.

The views of the chest not shown form no part of the claimed design. The broken lines depicting hardware represent environmental elements only and form no part of the claimed design.

**1 Claim, 3 Drawing Sheets**






FIG. 1

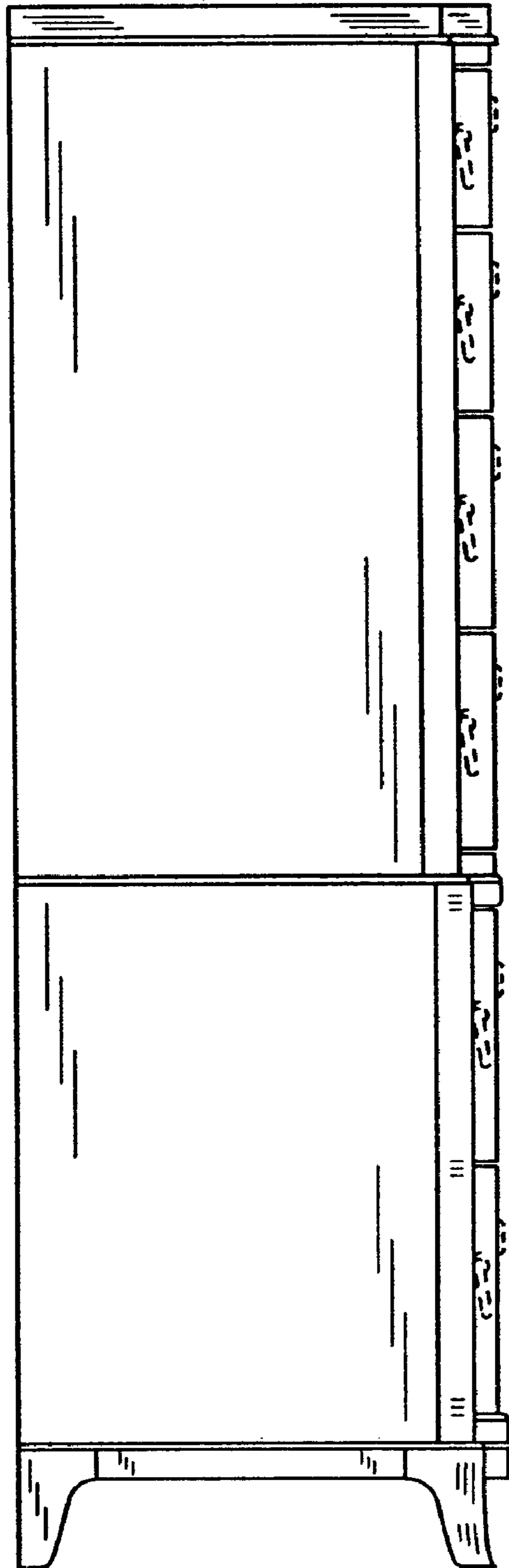


FIG. 2

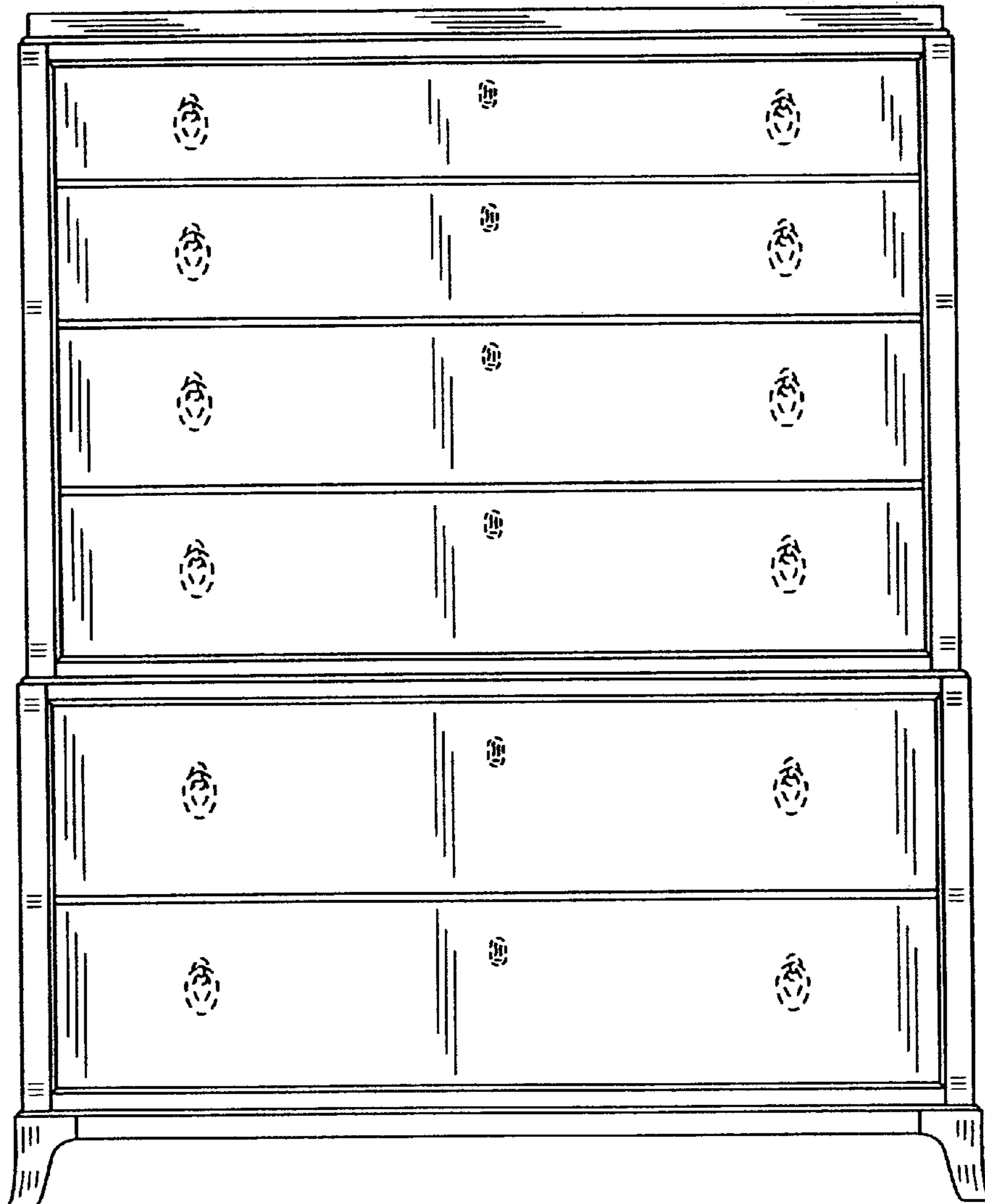


FIG. 3

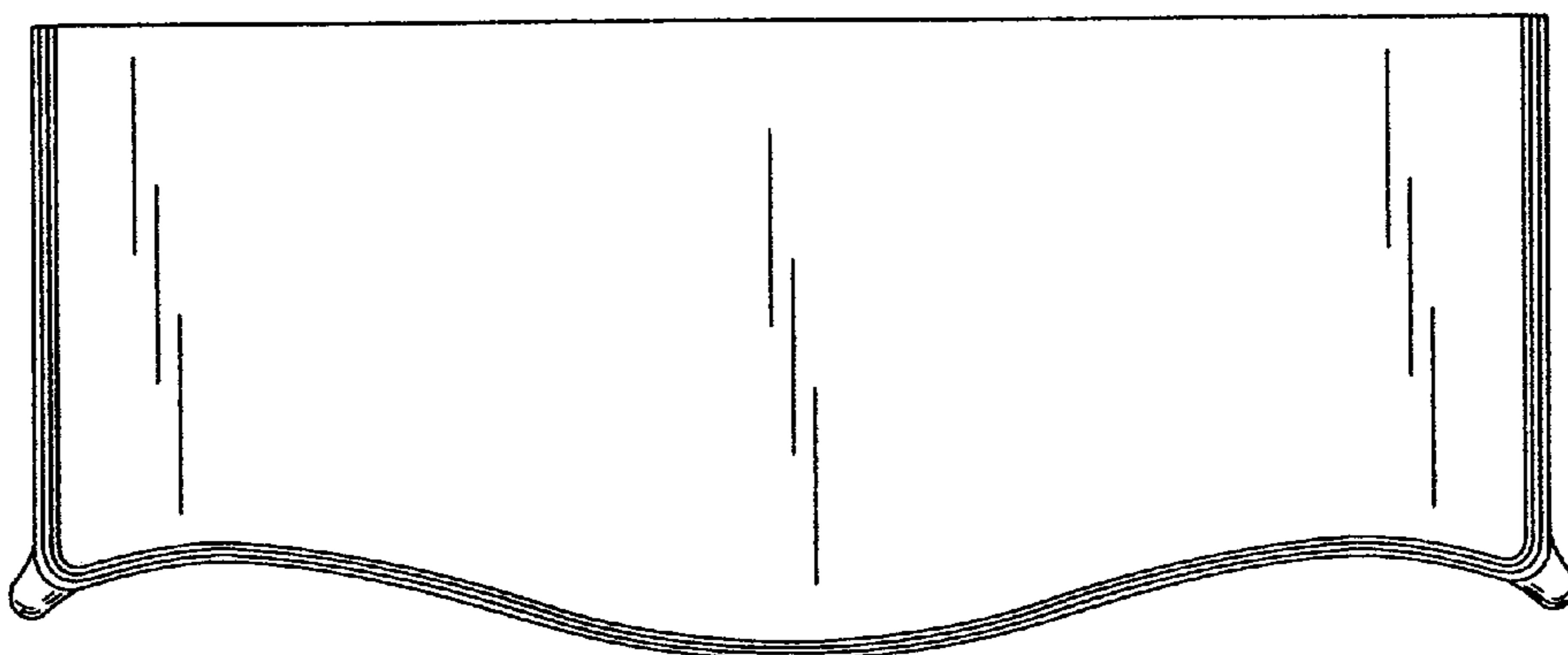


FIG. 4