



US00D486663S

(12)

United States Design Patent

Weaver

(10) Patent No.:

US D486,663 S

(45) Date of Patent:

\*\* Feb. 17, 2004

(54) LOUNGE CHAIR

(75) Inventor: Paul J. Weaver, San Francisco, CA (US)

(73) Assignee: Michael Taylor Designs, Inc., San Francisco, CA (US)

(\*\*) Term: 14 Years

(21) Appl. No.: 29/176,361

(22) Filed: Feb. 20, 2003

(51) LOC (7) Cl. .... 06-01

(52) U.S. Cl. .... D6/379; D6/370; D6/381

(58) Field of Search .... D6/334, 335, 370, D6/374, 376, 379, 380, 381, 500, 501, 502; 297/445.1, 446.1, 232, 452.2, 452.63

(56)References Cited

U.S. PATENT DOCUMENTS

D180,659 S	*	7/1957	Jiranek	.....	D6/379
D252,238 S	*	7/1979	Van Sant	.....	D6/379
D262,244 S	*	12/1981	Wilson	.....	D6/379
D296,050 S	*	6/1988	Allen	.....	D6/370
D319,355 S	*	8/1991	Hess	.....	D6/379
D341,267 S	*	11/1993	Caldwell	.....	D6/381
D376,270 S	*	12/1996	Slear	.....	D6/370
D380,311 S	*	7/1997	Diaz-Azcuy	.....	D6/370
D386,322 S	*	11/1997	Maury	.....	D6/370
D388,983 S	*	1/1998	Mulligan et al.	.....	D6/500
D460,872 S	*	7/2002	Diaz-Azcuy	.....	D6/370
D466,318 S	*	12/2002	Arnold	.....	D6/370

OTHER PUBLICATIONS

Plow & Hearth, p. 6, chair and settee shown at mid-page right.\*

Architectural Digest, "La Quinta Norte—Douglas S. Cramer's Ranch in Santa Ynez Valley", pp. 137–147, May 1985.

Weaver, pending U.S. design patent application Ser. No. 29/176,307, filed Feb. 20, 2003, entitled "OTTOMAN".

Weaver, pending U.S. design patent application Ser. No. 29/176,305, filed Feb. 20, 2003, pending, entitled "CHAISE".

Weaver, pending U.S. design patent application Ser. No. 29/176,359, filed Feb. 20, 2003, pending, entitled "CHAISE".

Weaver, pending U.S. design patent application Ser. No. 29/176,303, filed Feb. 20, 2003, pending, entitled "DINING CHAIR".

Weaver, pending U.S. design patent application Ser. No. 29/176,300, filed Feb. 20, 2003, pending, entitled "PLATFORM".

\* cited by examiner

Primary Examiner—Gary D. Watson

(74) Attorney, Agent, or Firm—Heslin Rothenberg Farley & Mesiti P.C.

(57)CLAIM

The ornamental design for a lounge chair, as shown and described.

DESCRIPTION

FIG. 1 is a perspective view of a lounge chair in accordance with the new design;

FIG. 2 is a top view thereof;

FIG. 3 is a front elevational view thereof;

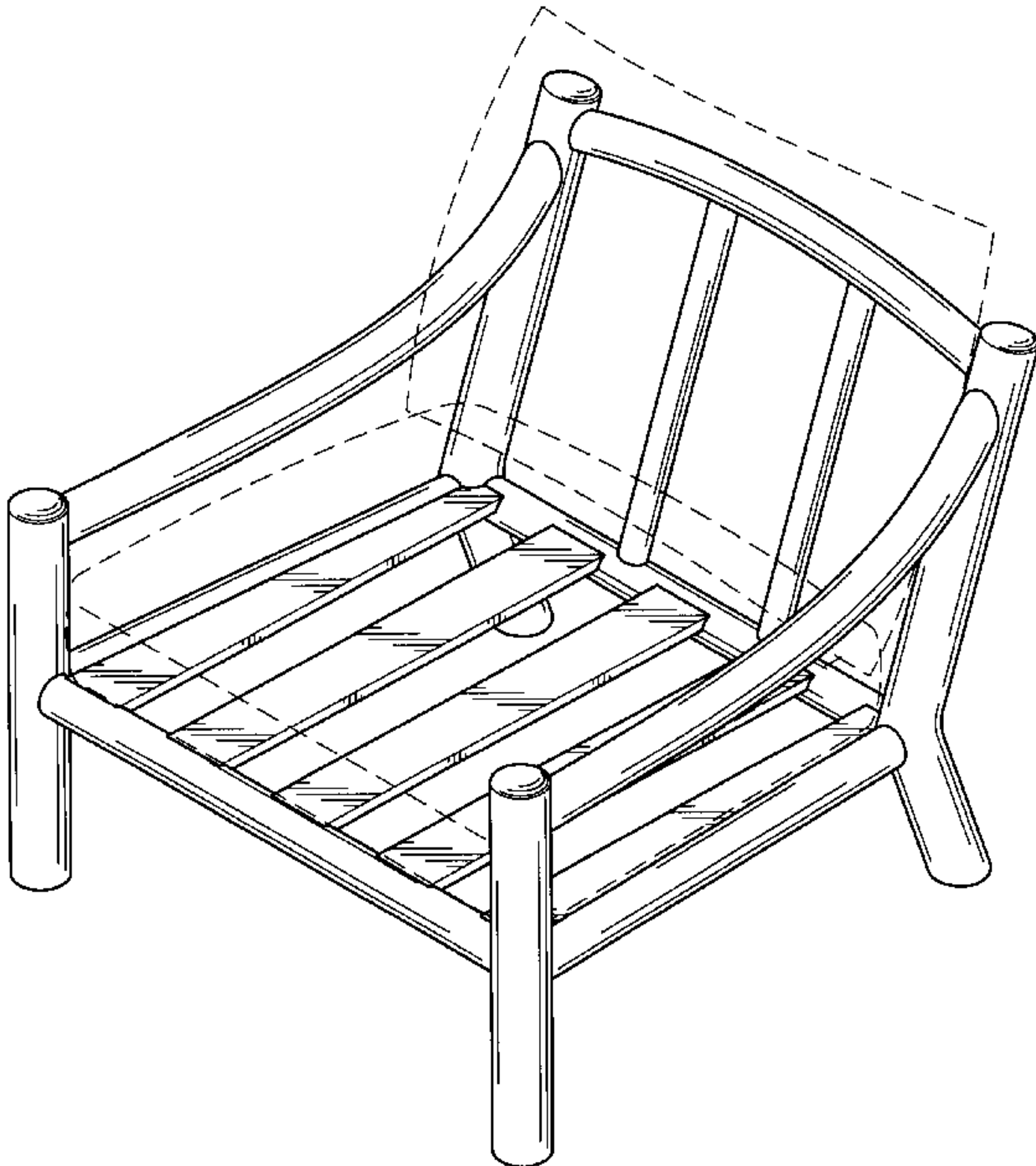
FIG. 4 is a left side elevational view thereof, a right side elevational view being a mirror image thereof;

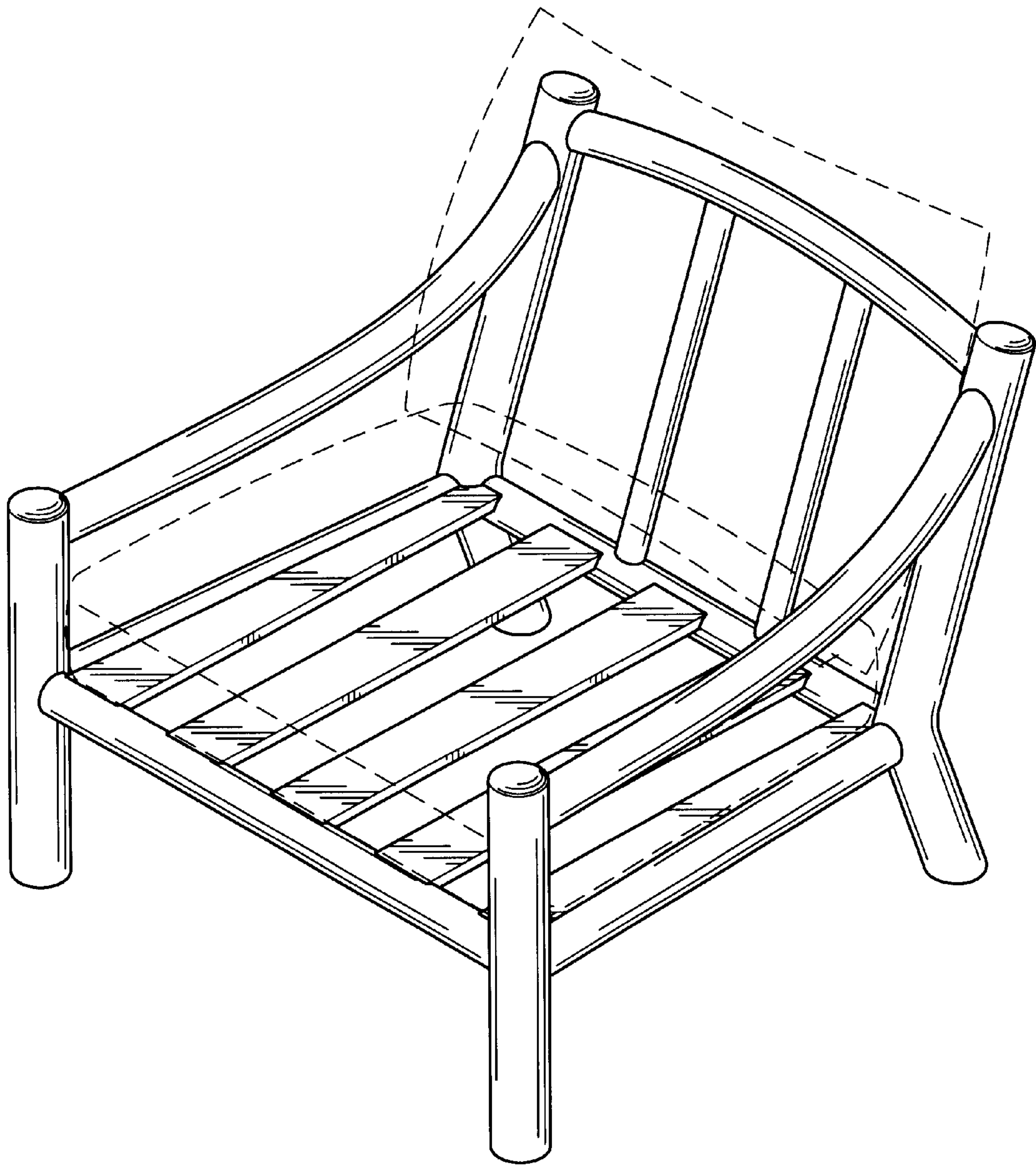
FIG. 5 is a rear elevational view thereof; and,

FIG. 6 is a perspective view of an alternative embodiment of a lounge chair in accordance with the new design, a portion of which is cut away to illustrate indeterminate length.


The broken lines in FIGS. 1 and 6 are for illustrative purposes only and form no part of the claimed design.

1 Claim, 6 Drawing Sheets

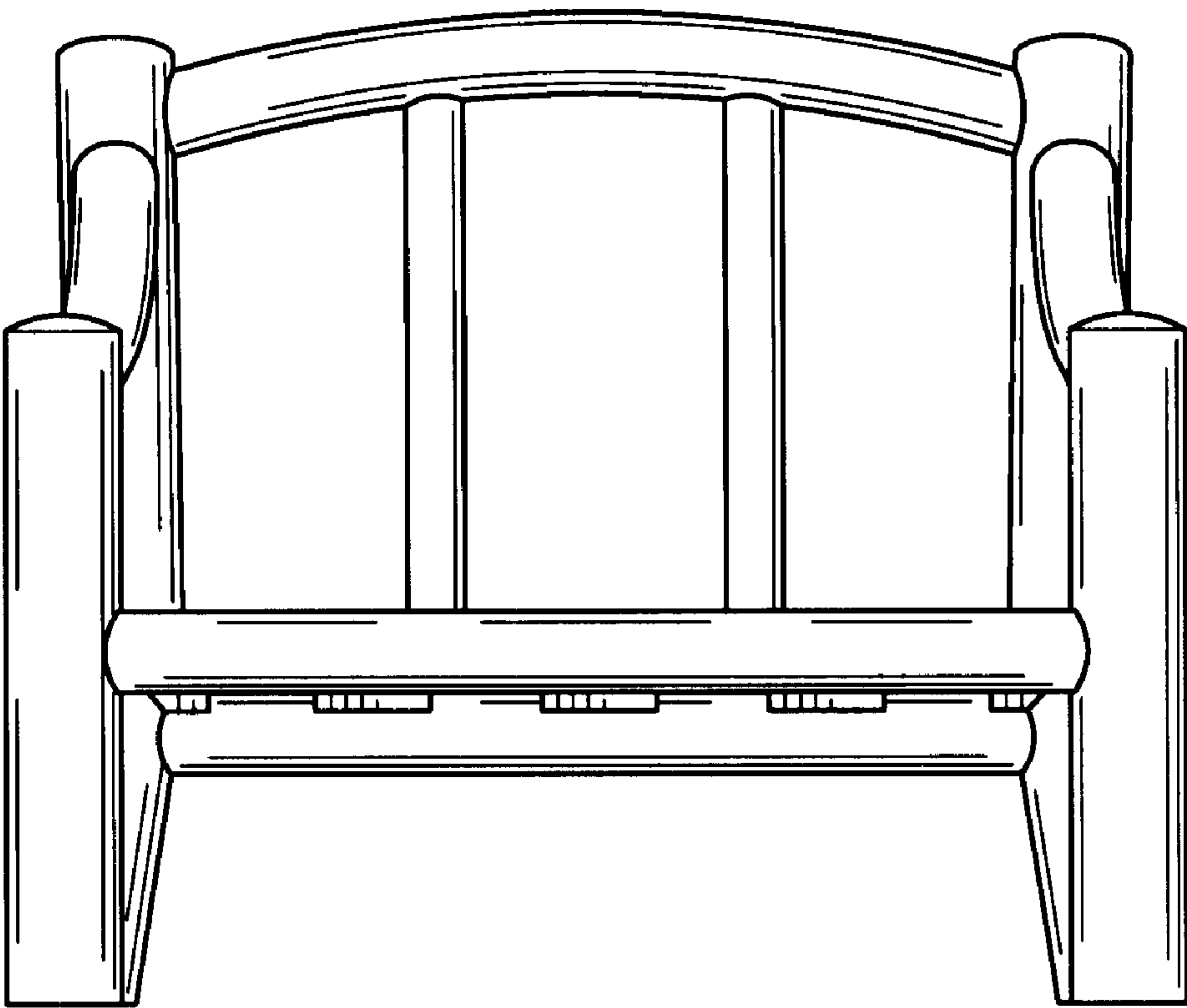




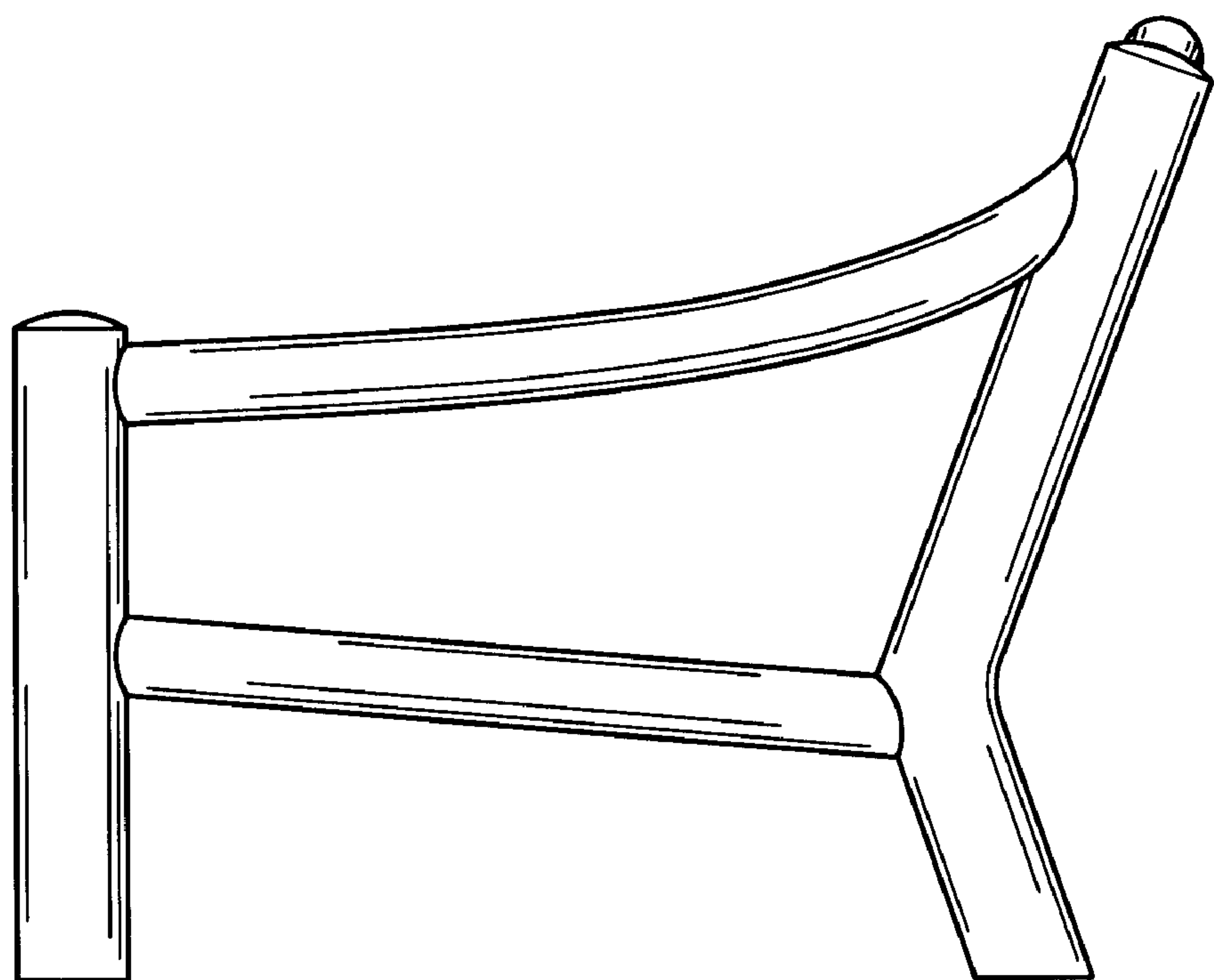
**FIG. 1**




***FIG. 2***



***FIG. 3***

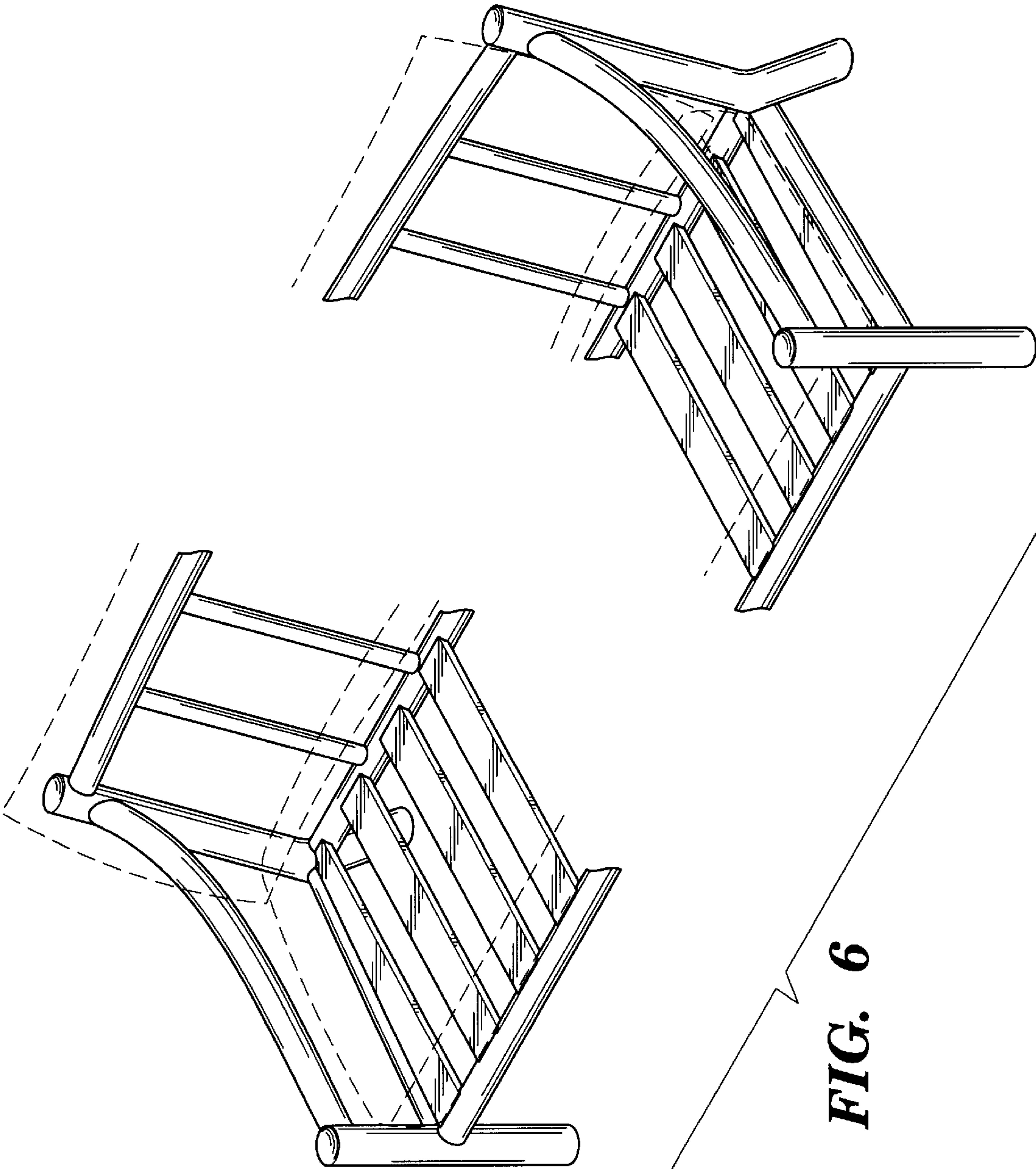


***FIG. 4***



***FIG. 5***





**FIG. 6**