



US00D486654S

(12) **United States Design Patent**
Weaver

(10) **Patent No.:** **US D486,654 S**

(45) **Date of Patent:** **** Feb. 17, 2004**

(54) **CHAISE**

(75) Inventor: **Paul J. Weaver**, San Francisco, CA (US)

(73) Assignee: **Michael Taylor Designs, Inc.**, San Francisco, CA (US)

(**) Term: **14 Years**

(21) Appl. No.: **29/176,305**

(22) Filed: **Feb. 20, 2003**

(51) **LOC (7) Cl.** **06-01**

(52) **U.S. Cl.** **D6/361**

(58) **Field of Search** D6/334, 335, 361,
D6/370, 374, 379, 380, 500, 501, 502;
297/445.1, 446.1, 377, 452.2, 452.63

(56) **References Cited**

U.S. PATENT DOCUMENTS

D202,887 S	*	11/1965	Melchior	D6/361
D282,415 S	*	2/1986	Sheridan	D6/361
D405,967 S	*	2/1999	Lewis	D6/361
D454,439 S	*	3/2002	Hutton	D6/361

OTHER PUBLICATIONS

Architectural Digest, "La Quinta Norte—Douglas S. Cramer's Ranch in Santa Ynez Valley", pp. 137-147, May 1985.
Weaver, pending U.S. design patent application Ser. No. 29/176,361, filed Feb. 20, 2003, entitled "Lounge Chair".

Weaver, pending U.S. design patent application Ser. No. 29/176,307, filed Feb. 20, 2003, entitled "Ottoman".

Weaver, pending U.S. design patent application Ser. No. 29/176,359, filed Feb. 20, 2003, entitled "Chaise".

Weaver, pending U.S. design patent application Ser. No. 29/176,303, filed Feb. 20, 2003, entitled "Dining Chair".

Weaver, pending U.S. design patent application Ser. No. 29/176,300, filed Feb. 20, 2003, entitled "Platform".

* cited by examiner

Primary Examiner—Gary D. Watson

(74) *Attorney, Agent, or Firm*—Heslin Rothenberg Farley & Mesiti P.C.

(57) **CLAIM**

The ornamental design for a chaise, as shown and described.

DESCRIPTION

FIG. 1 is a perspective view of a chaise in accordance with the new design;

FIG. 2 is a top view thereof;

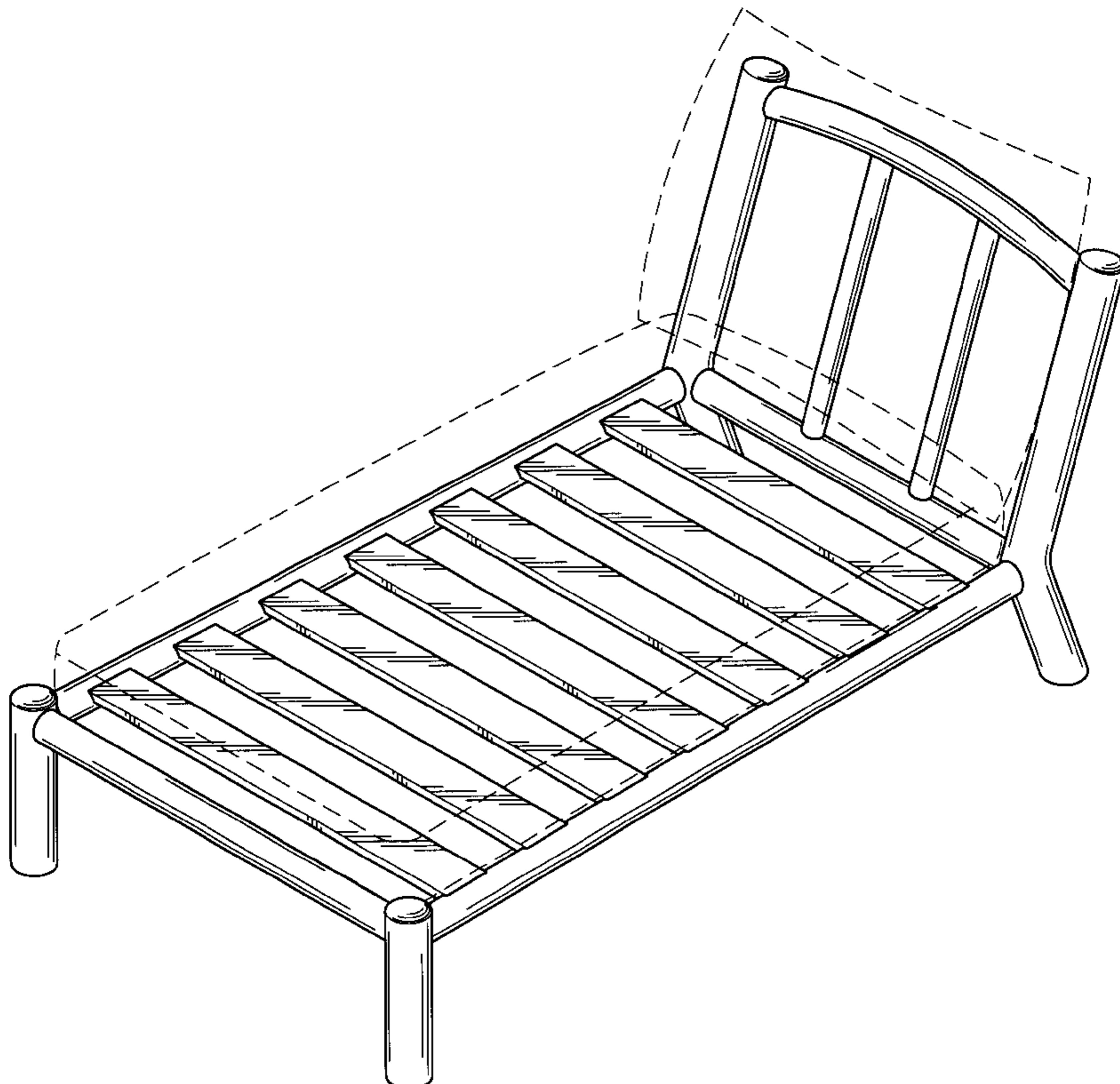
FIG. 3 is a front elevational view thereof;

FIG. 4 is a left side elevational view thereof, a right side elevational view being a mirror image thereof; and,

FIG. 5 is a rear elevational view thereof.

The broken lines in FIG. 1 are for illustrative purposes only and form no part of the claimed design.

1 Claim, 4 Drawing Sheets



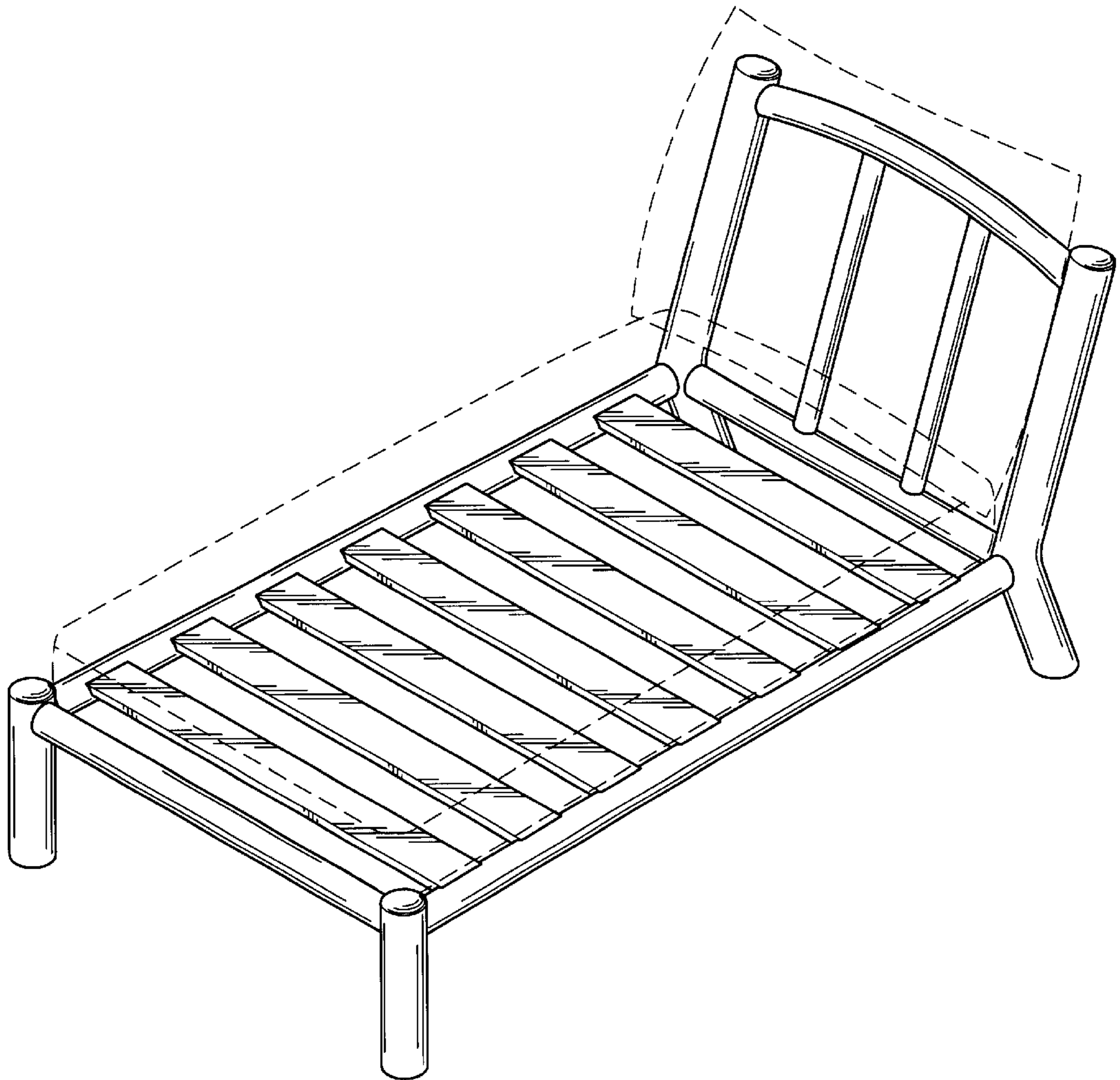


FIG. 1

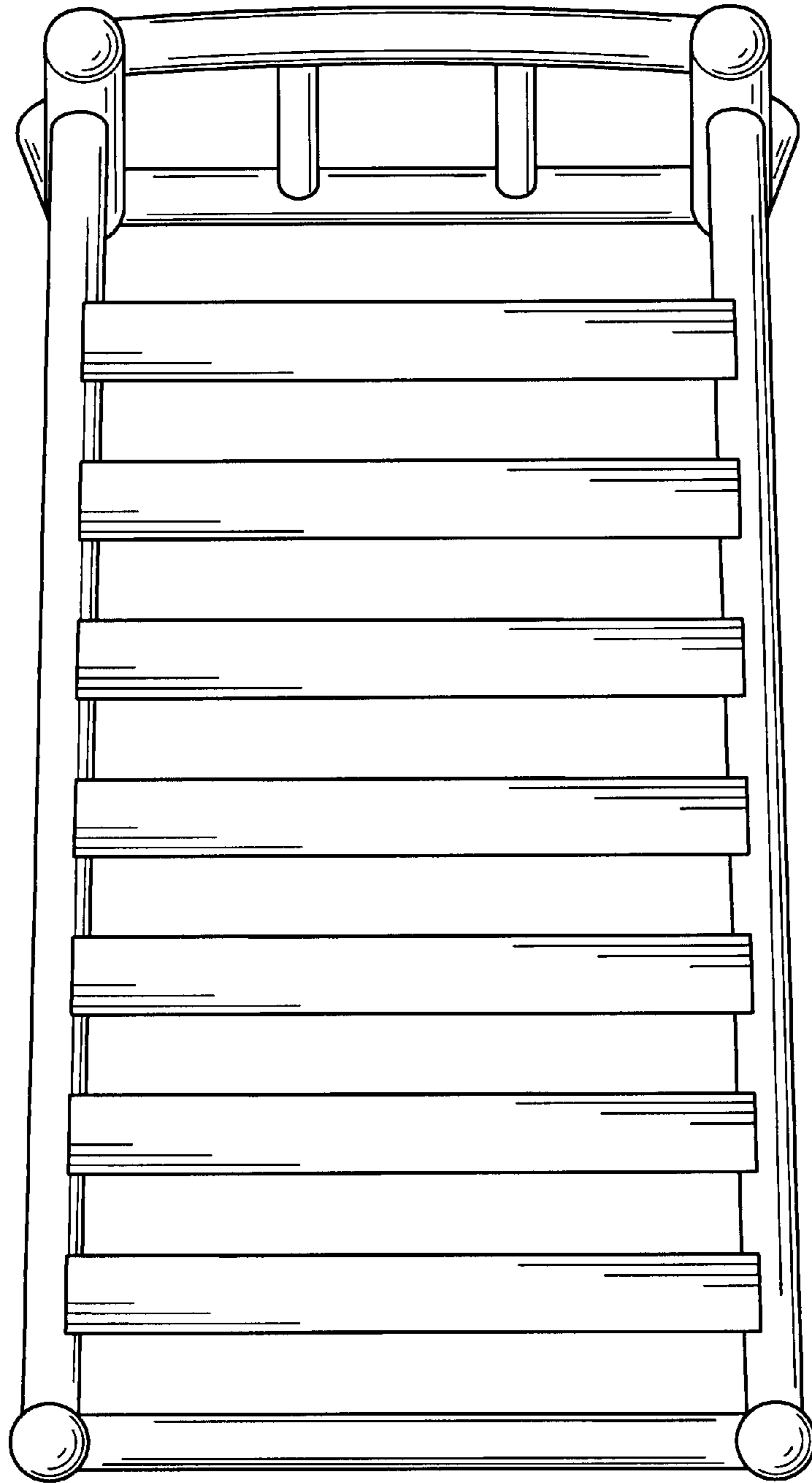


FIG. 2




FIG. 3




FIG. 4




FIG. 5