



US00D486651S

(12) **United States Design Patent**
Beverly

(10) **Patent No.:** **US D486,651 S**

(45) **Date of Patent:** **** Feb. 17, 2004**

(54) **HANGER**

(75) **Inventor:** **Keith Beverly**, P.O. Box 1116, Stinson Beach, CA (US) 94970

(73) **Assignee:** **Keith Beverly**, San Francisco, CA (US)

(**) **Term:** **14 Years**

(21) **Appl. No.:** **29/169,291**

(22) **Filed:** **Oct. 17, 2002**

(51) **LOC (7) Cl.** **06-08**

(52) **U.S. Cl.** **D6/315**

(58) **Field of Search** D6/513, 315, 317-319, D6/326-328; 211/113, 119, 85.3; 223/85, 87-96, 98

(56) **References Cited**

U.S. PATENT DOCUMENTS

- 2,583,784 A * 1/1952 Maccaferri 223/91
- 3,000,513 A * 9/1961 Horton 211/119
- 3,463,324 A * 8/1969 Schaefer 211/123

- D225,505 S * 12/1972 Sullivan D6/317
- D319,927 S * 9/1991 Beverly D6/326
- D357,814 S * 5/1995 Vernia D6/326

* cited by examiner

Primary Examiner—B. J. Bullock

(74) *Attorney, Agent, or Firm*—Greenberg Traurig LLP; Louis J. Bovasso

(57) **CLAIM**

The ornamental design for a hanger, as shown and described.

DESCRIPTION

FIG. 1 is a top plan view of a hanger in accordance with the teachings of my invention;
 FIG. 2 is a front elevational view of the hanger of FIG. 1;
 FIG. 3 is a left side elevational view of the hanger of FIG. 1;
 FIG. 4 is a right side elevational view of the hanger of FIGS. 1 to 3; and,
 FIG. 5 is a bottom plan view of the hanger of FIGS. 1 to 4.

1 Claim, 1 Drawing Sheet

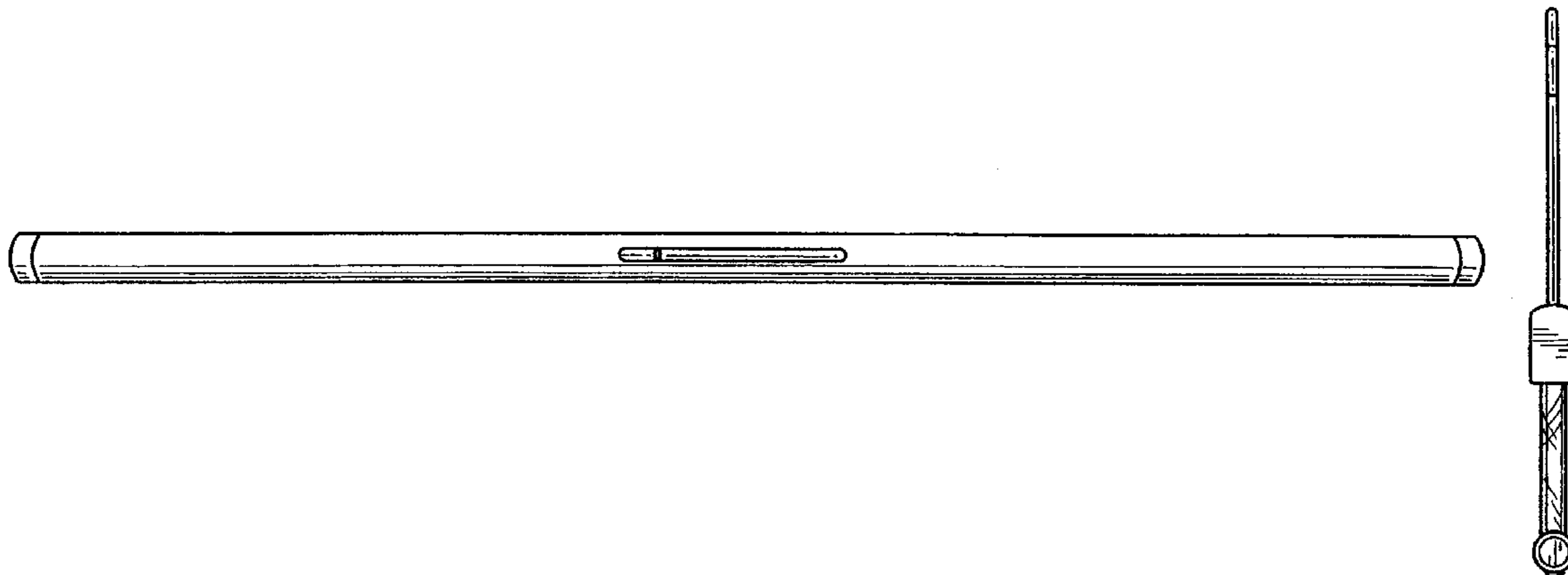


FIG. 1




FIG. 2





FIG. 3



FIG. 4



FIG. 5