



US00D486647S

(12) **United States Design Patent**
Nordstrom et al.

(10) **Patent No.:** **US D486,647 S**

(45) **Date of Patent:** **** Feb. 17, 2004**

(54) **TOWING HANDLE FOR A PIECE OF BAGGAGE**

(75) Inventors: **Mark Nordstrom**, Brentwood, TN (US); **Gary Ritter**, St. Louis, MO (US); **Todd Siwak**, St. Louis, MO (US)

(73) Assignee: **TRG Accessories, LLC**, St. Louis, MO (US)

(**) Term: **14 Years**

(21) Appl. No.: **29/173,037**

(22) Filed: **Dec. 19, 2002**

(51) **LOC (7) Cl.** **03-99**

(52) **U.S. Cl.** **D3/318**

(58) **Field of Search** D3/216, 217, 238, D3/240, 242, 279, 318; D8/300, 301, 302, 305, 307, 310, 319, 320; D34/24, 26; 16/113.1, 408, 422, 425, 429, 445, 114.1; 190/100, 115, 117, 18 A, 18 R, 119, 39; 224/153, 578, 579, 629; 280/37, 40, 655

(56) **References Cited**

U.S. PATENT DOCUMENTS

D243,087 S	1/1977	Yeager	
D259,238 S	5/1981	Schenck, III	
D274,784 S	7/1984	Pelavin et al.	
D277,620 S	2/1985	Parrochia	
D278,878 S	5/1985	Workman et al.	
D294,559 S	3/1988	Schwalbach	
5,355,980 A	* 10/1994	Hsieh	190/18 A
D356,413 S	* 3/1995	Tsai	D34/26
D368,636 S	4/1996	Planka et al.	

5,581,847 A	* 12/1996	Hsieh	190/115 X
D383,603 S	9/1997	Pedlar	
D419,853 S	2/2000	Workman et al.	
D422,409 S	4/2000	Klenner et al.	
D424,400 S	5/2000	Lin	
D424,403 S	5/2000	Workman et al.	
6,122,800 A	* 9/2000	Cheng	280/655 X
6,186,295 B1	* 2/2001	Lin et al.	280/37 X
D440,482 S	4/2001	Chang	
D444,946 S	7/2001	Klamm	
2001/0032374 A1	* 10/2001	Kuo	16/113.1

* cited by examiner

Primary Examiner—Louis S. Zarfaz

Assistant Examiner—Monica A. Weingart

(74) *Attorney, Agent, or Firm*—Lewis, Rice & Fingersh, LC

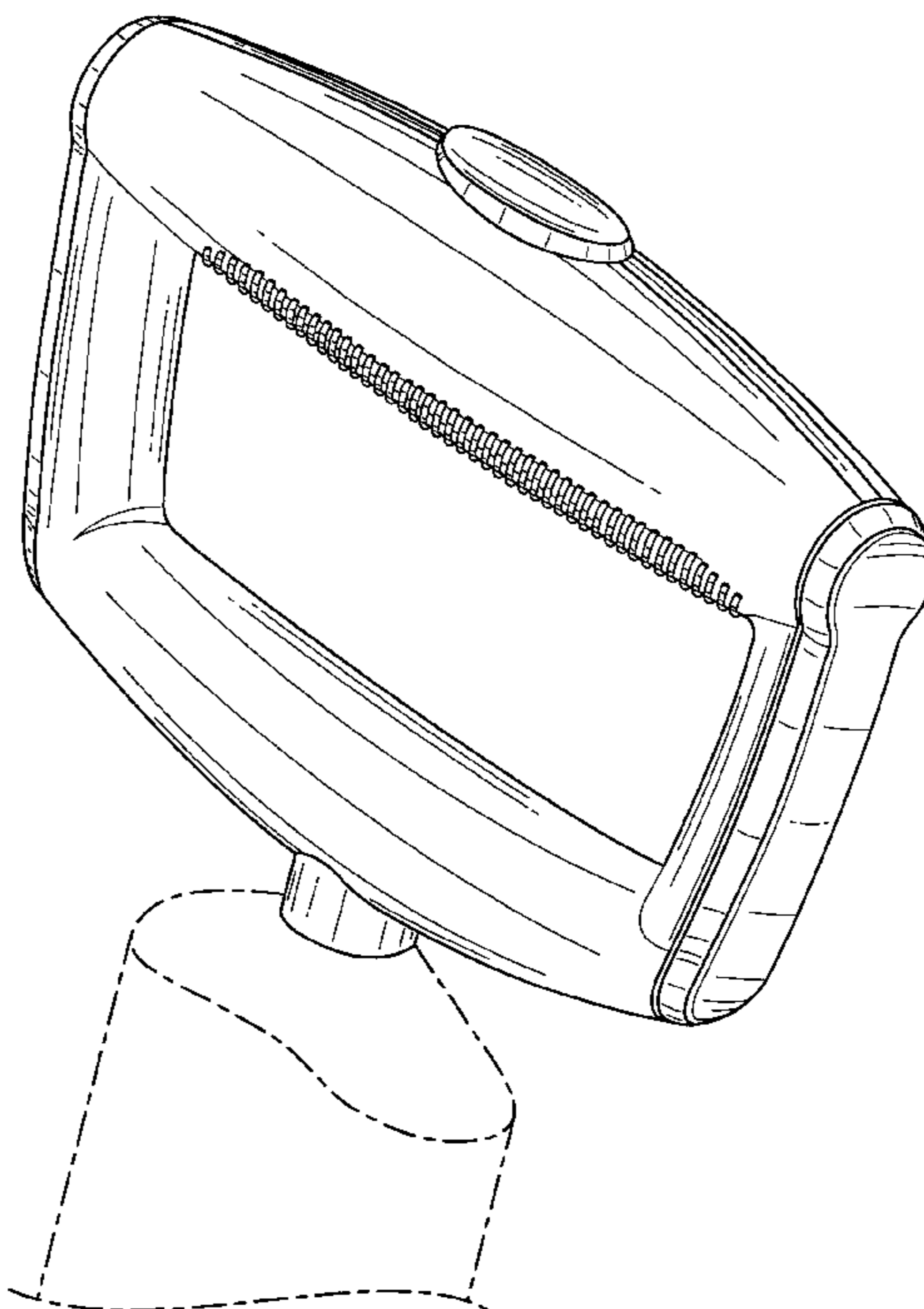
(57) **CLAIM**

The ornamental design for a towing handle for a piece of baggage, as shown and described.

DESCRIPTION

FIG. 1 is a perspective view of the towing handle for a piece of baggage
FIG. 2 is a front view of the towing handle for a piece of baggage, the rear view being a mirror image.
FIG. 3 is a side view of the towing handle for a piece of baggage, both sides being the same.
FIG. 4 is a top view of the towing handle for a piece of baggage; and,
FIG. 5 is a bottom view of the towing handle for a piece of baggage. The broken lines define a towing arm which can be attached thereto and form no part of the claimed design.

1 Claim, 4 Drawing Sheets



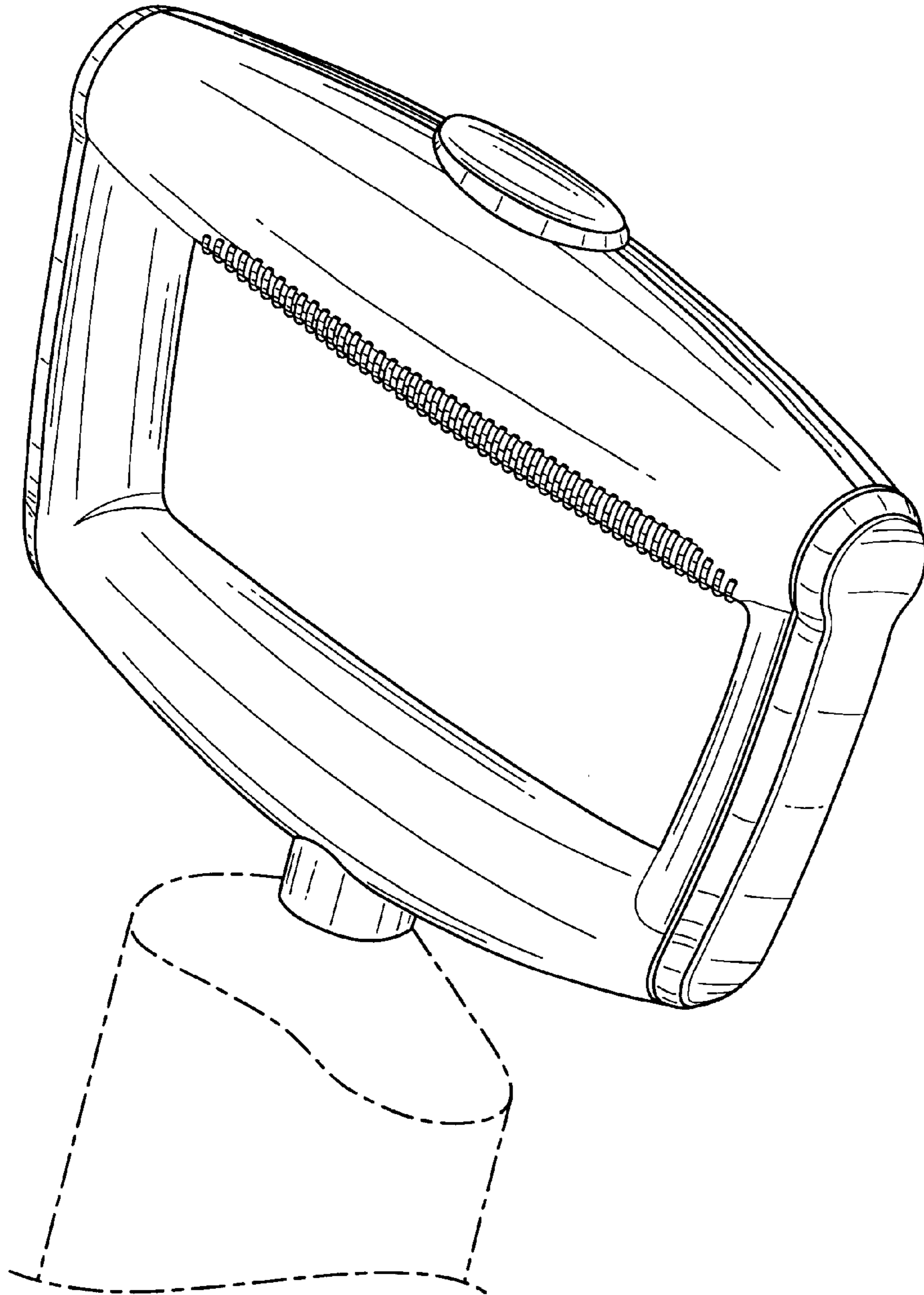


FIG. 1

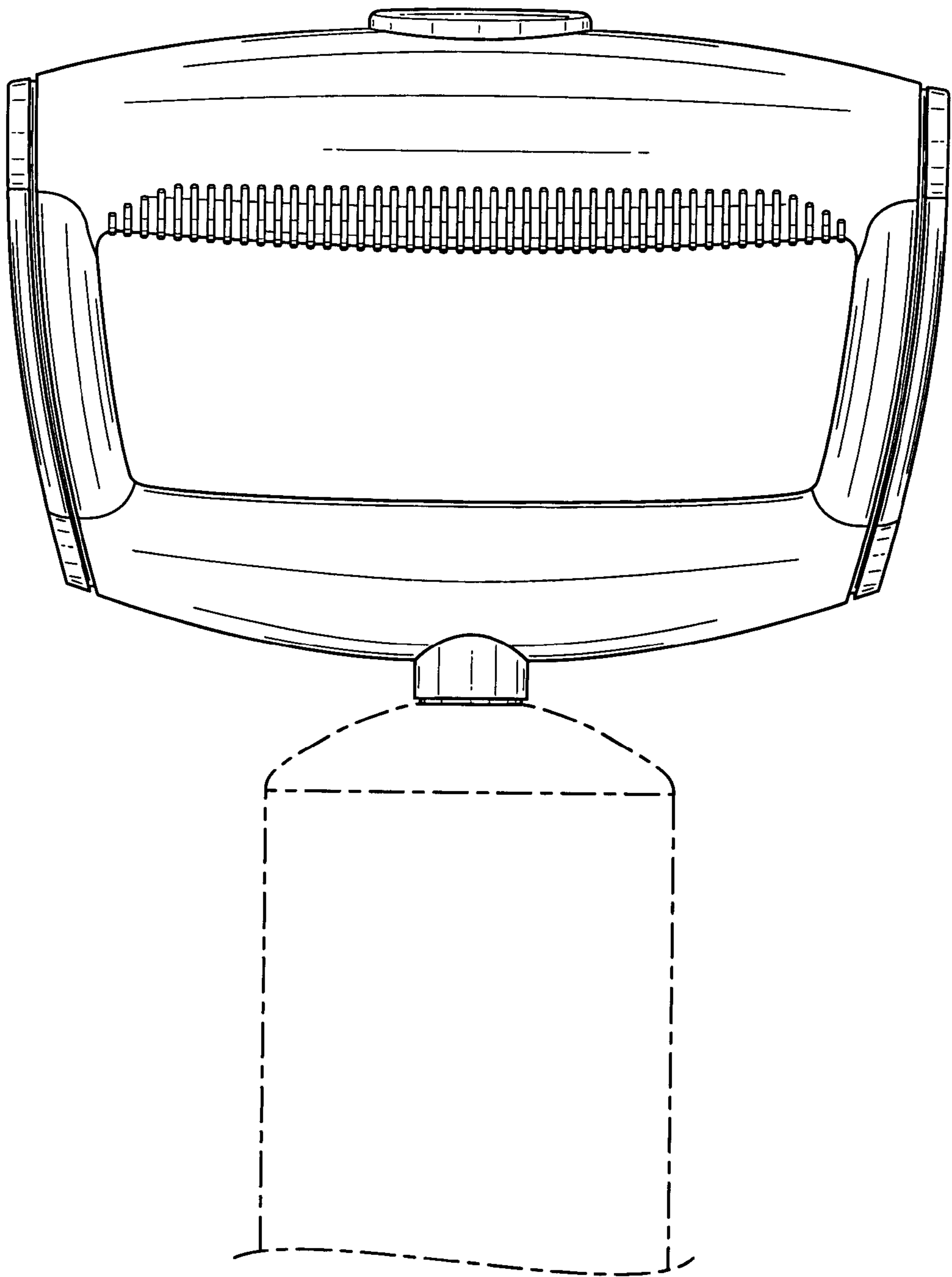


FIG. 2

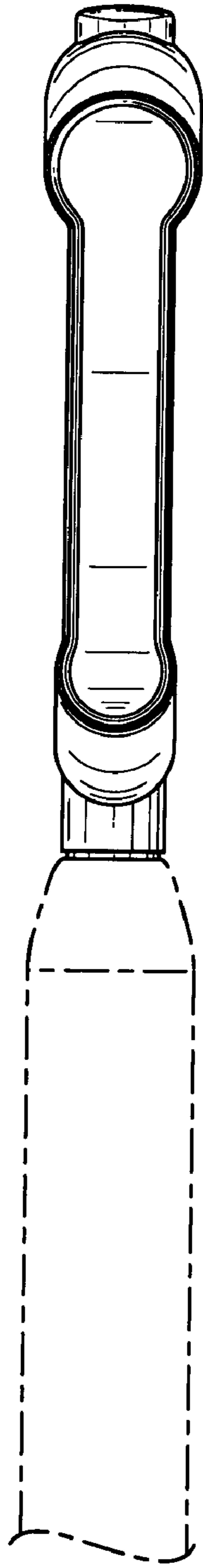


FIG. 3

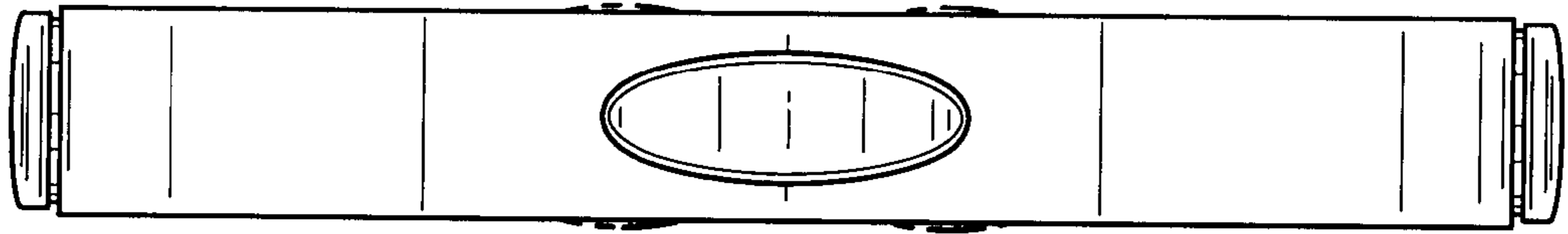


FIG. 4

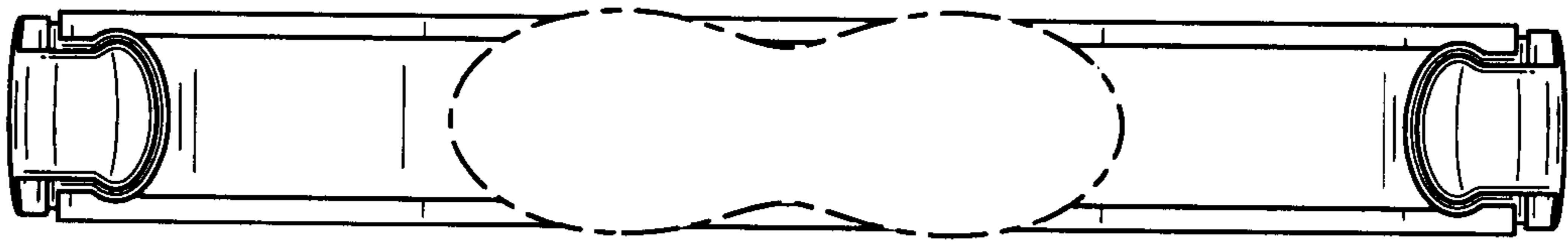


FIG. 5