



US00D486646S

(12) **United States Design Patent**
Chen

(10) **Patent No.:** **US D486,646 S**

(45) **Date of Patent:** **** Feb. 17, 2004**

(54) **IDENTIFICATION PIECE FOR A SUITCASE**

(76) Inventor: **Wei-Chih Chen**, No. 59, Hen-Chung Street, Wu-Chi Le, Ta-Chia Cheng, Taichung Hsien (TW)

(**) Term: **14 Years**

(21) Appl. No.: **29/159,111**

(22) Filed: **Apr. 16, 2002**

(51) **LOC (7) Cl.** **03-99**

(52) **U.S. Cl.** **D3/318**

(58) **Field of Search** D3/318; D19/10; 40/640, 649, 660, 662; 190/100, 102, 115; D20/22, 27

(56) **References Cited**

U.S. PATENT DOCUMENTS

1,509,776 A	*	9/1924	Plimpton	D3/318
D262,895 S	*	2/1982	Szabo	D19/10 X
D278,836 S	*	5/1985	Flies	D20/27
D279,586 S	*	7/1985	Flies	D20/27
D291,897 S	*	9/1987	Flies	D20/27
D299,038 S	*	12/1988	Amelsfort	D20/27

* cited by examiner

Primary Examiner—Louis S. Zarfaz
Assistant Examiner—Monica A. Weingart
(74) *Attorney, Agent, or Firm*—Harrison & Egbert

(57) **CLAIM**

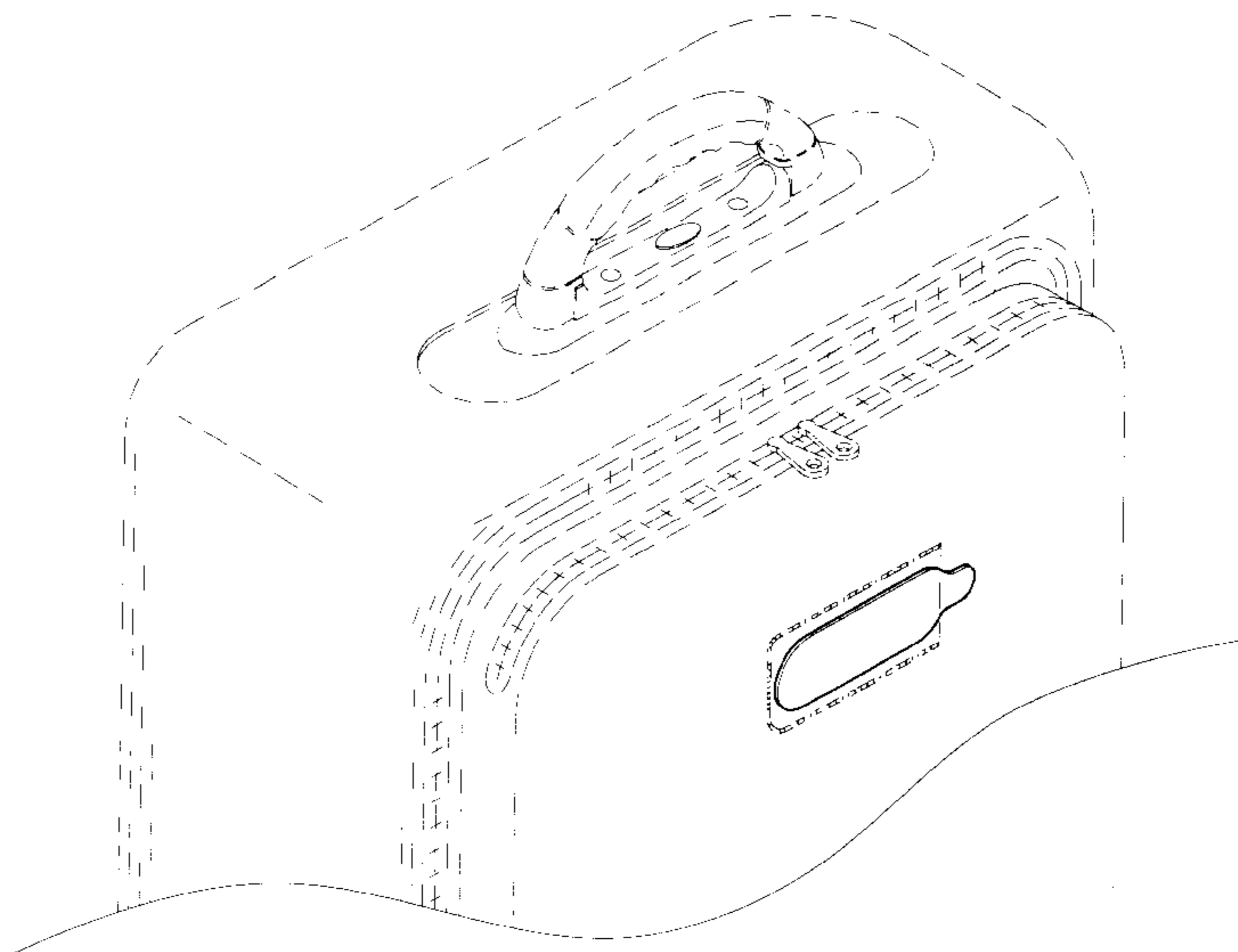
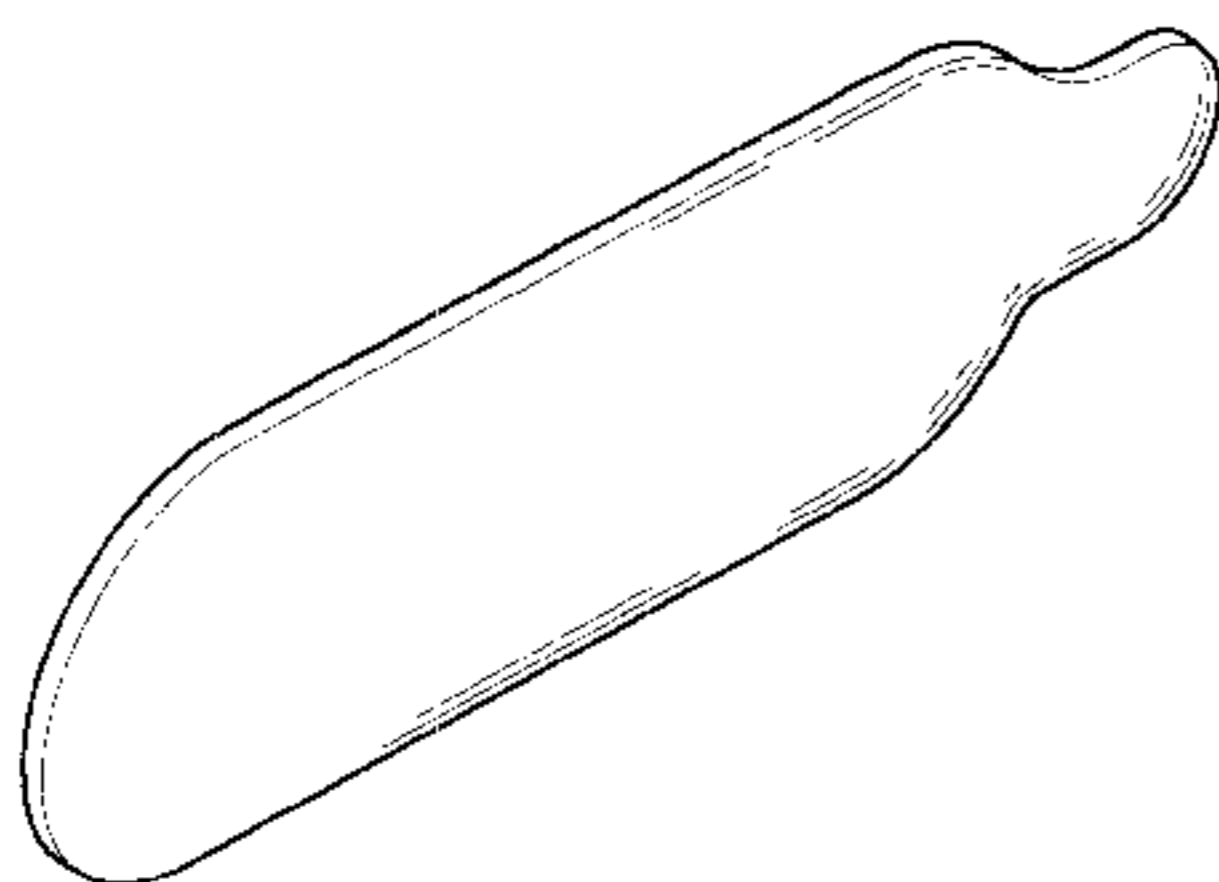
The ornamental design for a identification piece for a suitcase, as shown and described.

DESCRIPTION

FIG. 1 is an upper perspective view of the identification piece for a suitcase showing my design.
FIG. 2 is a front view thereof;
FIG. 3 is a back view thereof;
FIG. 4 is a side view thereof;
FIG. 5 is an opposite side view thereof;
FIG. 6 is a top view thereof;
FIG. 7 is a bottom view thereof; and,
FIG. 8 is a perspective view showing attachment to a suitcase.

The broken line showing of a suitcase, in FIG. 8, is for illustrative purposes only and forms no part of the claimed design.

1 Claim, 5 Drawing Sheets



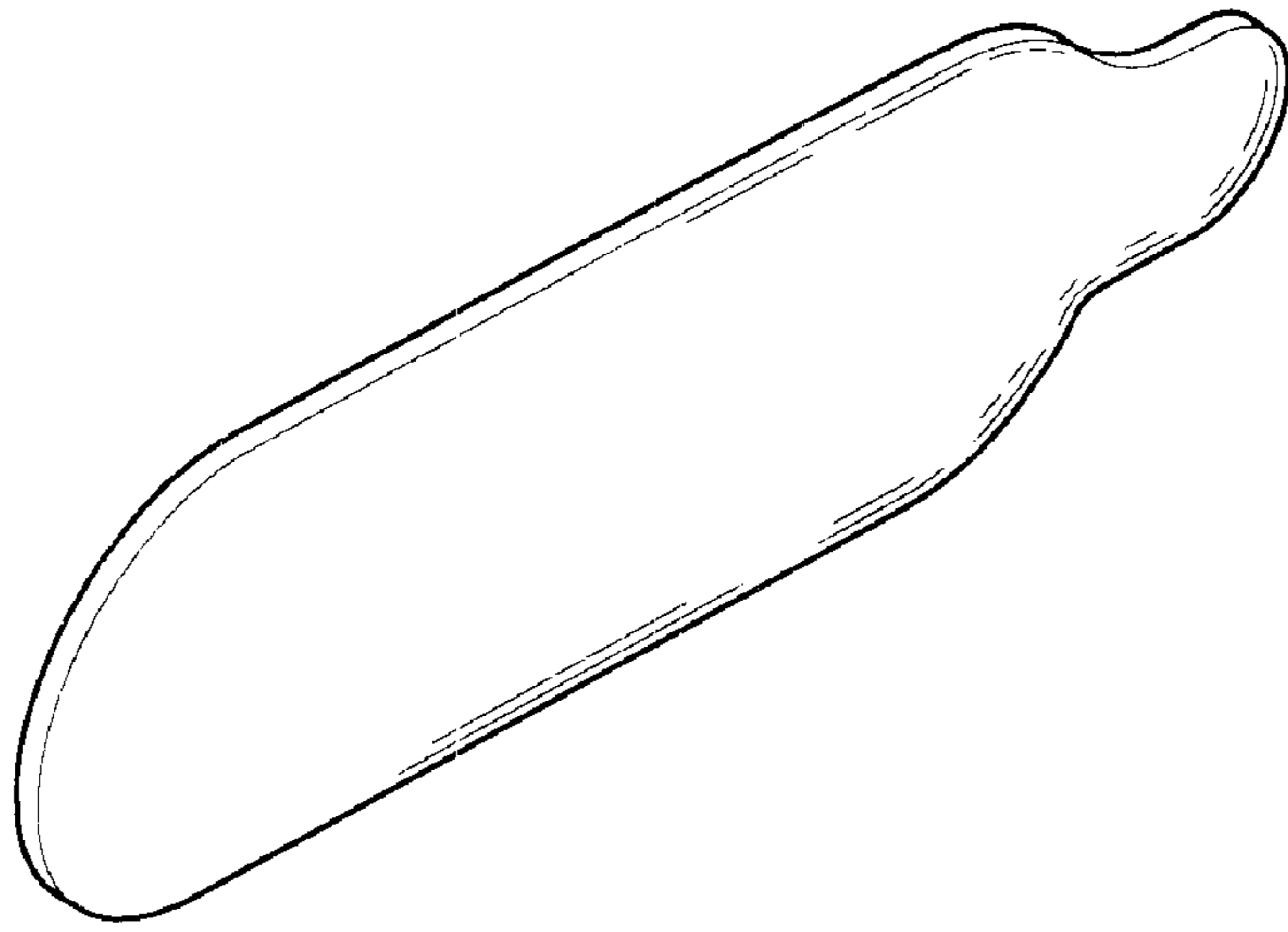


FIG. 1




FIG. 2




FIG. 3

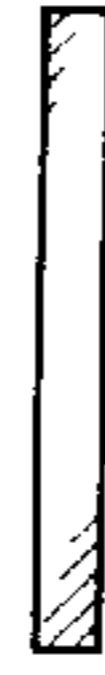


FIG. 4

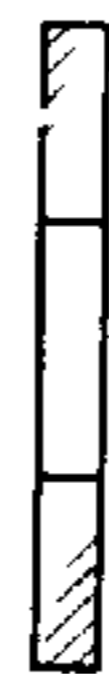


FIG. 5

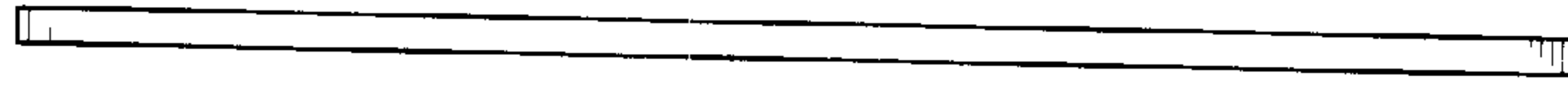


FIG.6

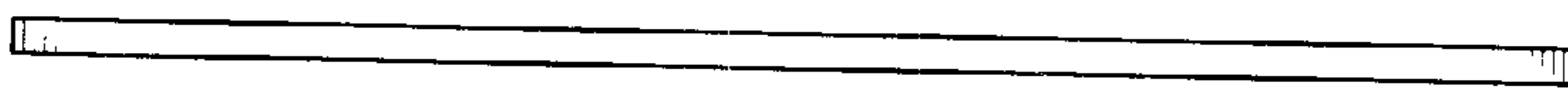


FIG.7

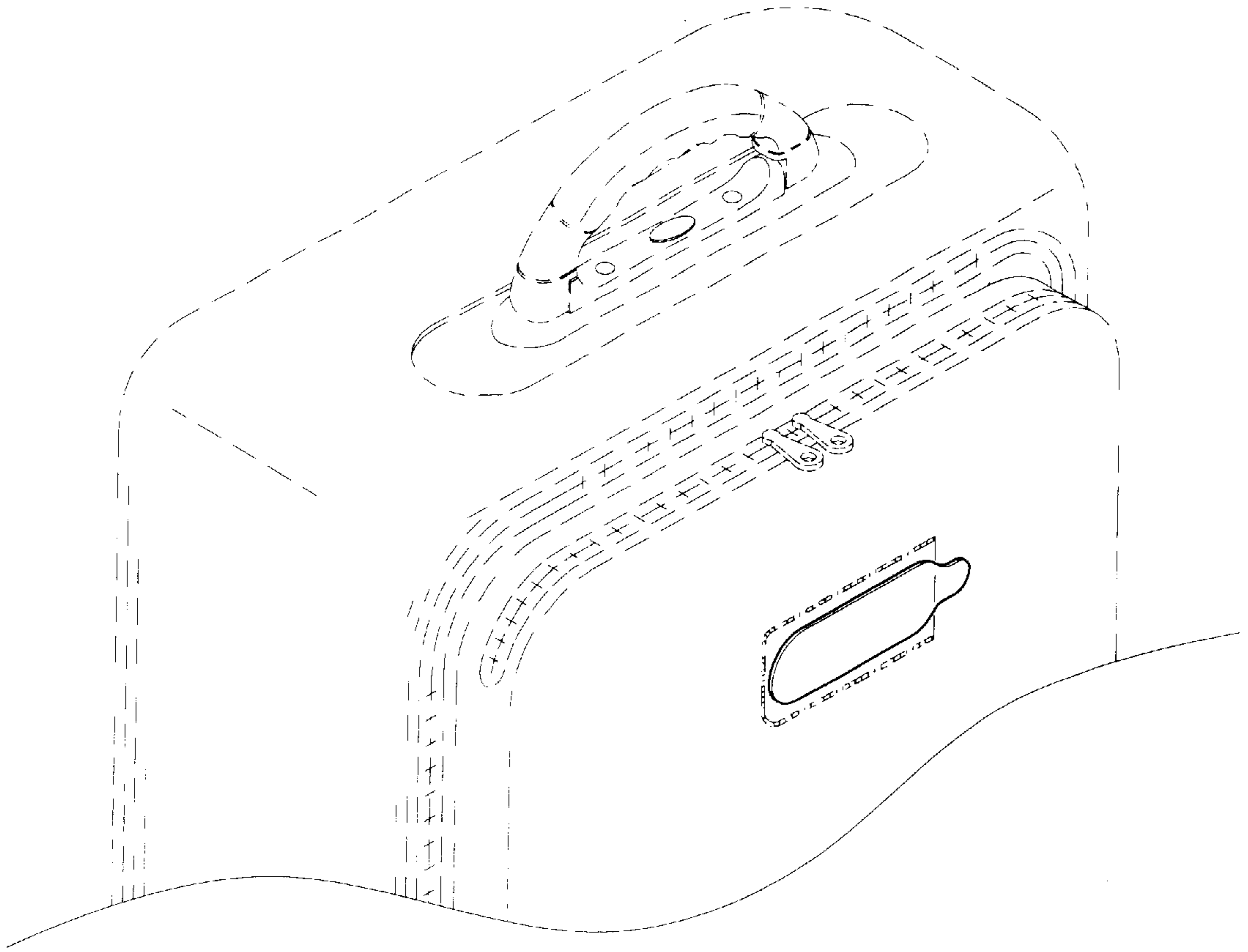


FIG.8