



US00D486637S

(12) **United States Design Patent**
Sauey et al.

(10) **Patent No.:** **US D486,637 S**

(45) **Date of Patent:** **** Feb. 17, 2004**

(54) **PORTION OF A GUN CASE**

(75) **Inventors:** **Jason C. Sauey**, Chagrin Falls, OH
(US); **Charles E. Philips, III**, Madison,
OH (US)

(73) **Assignee:** **Flambeau Products Corporation**,
Middlefield, OH (US)

(**) **Term:** **14 Years**

D413,020 S	8/1999	Kolpin	D3/262
D421,179 S	2/2000	Kolpin	D3/262
6,279,799 B1	8/2001	Horton	224/275
D448,163 S	9/2001	Kolpin	D3/262
D448,164 S	9/2001	Kolpin	D3/262
D448,165 S	9/2001	Kolpin	D3/262
D448,558 S	10/2001	Kolpin	D3/262
D448,559 S	10/2001	Kolpin	D3/262
D448,560 S	10/2001	Kolpin	D3/262
D448,561 S	10/2001	Kolpin	D3/262
D448,562 S	10/2001	Kolpin	D3/262

(21) **Appl. No.:** **29/161,815**
(22) **Filed:** **May 31, 2002**
(51) **LOC (7) Cl.** **03-01**
(52) **U.S. Cl.** **D3/262; D3/318**
(58) **Field of Search** D3/254, 262, 318,
D3/282, 276; 206/315.11, 317, 349; 224/913

* cited by examiner

Primary Examiner—Philip S. Hyder
(74) *Attorney, Agent, or Firm*—Michael Best & Friedrich
LLP

(56) **References Cited**

U.S. PATENT DOCUMENTS

2,901,018 A	8/1959	Kolpin	
4,024,997 A	5/1977	Kolpin	
D278,189 S	4/1985	Frydenberg D3/262
D283,269 S	4/1986	Durbin D3/262
D284,622 S	7/1986	Durbin D3/262
D309,675 S	8/1990	Kolpin D3/262
D320,113 S	9/1991	VanSkiver D3/262
D336,984 S	* 7/1993	VanSkiver D3/262
D343,057 S	* 1/1994	Dickinson D3/262
D347,322 S	5/1994	Fiore D3/262
D357,117 S	4/1995	Huang D3/276
D358,254 S	* 5/1995	VanSkiver D3/254
D358,255 S	* 5/1995	Sharp et al. D3/262
D372,121 S	7/1996	Rowe D3/262
D404,914 S	2/1999	Revels D3/262

(57) **CLAIM**

We claim the ornamental design for a portion of a gun case,
as shown and described.

DESCRIPTION

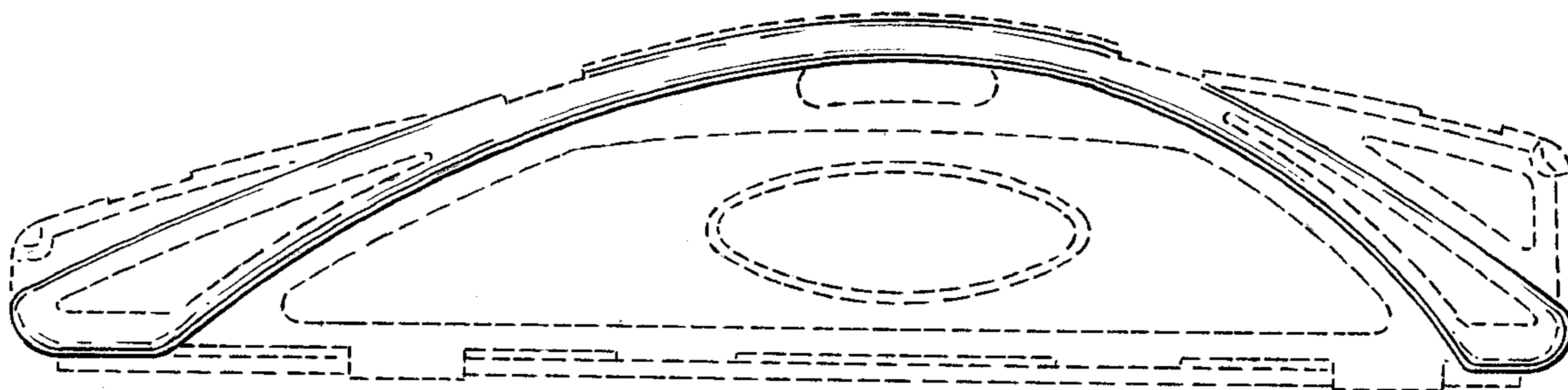
FIG. 1 is a side view of a portion of a gun case embodying
the present invention.

FIG. 2 is a top view of the portion of a gun case shown in
FIG. 1; and,

FIG. 3 is a front view of the portion of a gun case shown in
FIG. 1.

The broken lines are differentiated to clarify the claimed
design. Even broken lines having dashes of uniform length
define environmental structure, and uneven broken lines
having a long dash—short dash—long dash pattern define
boundaries of the claimed surfaces.

1 Claim, 2 Drawing Sheets



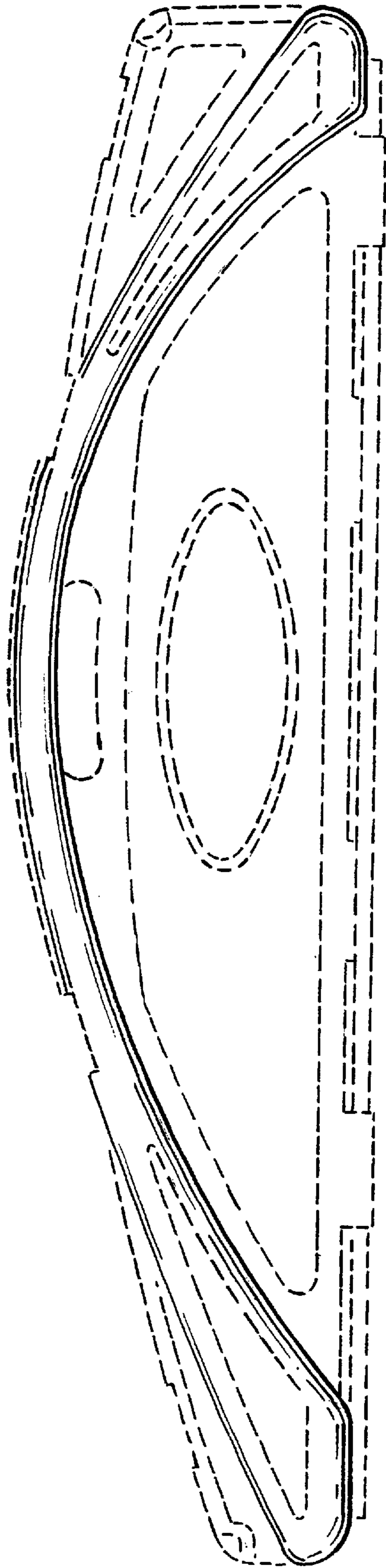


Fig. 1




Fig. 2

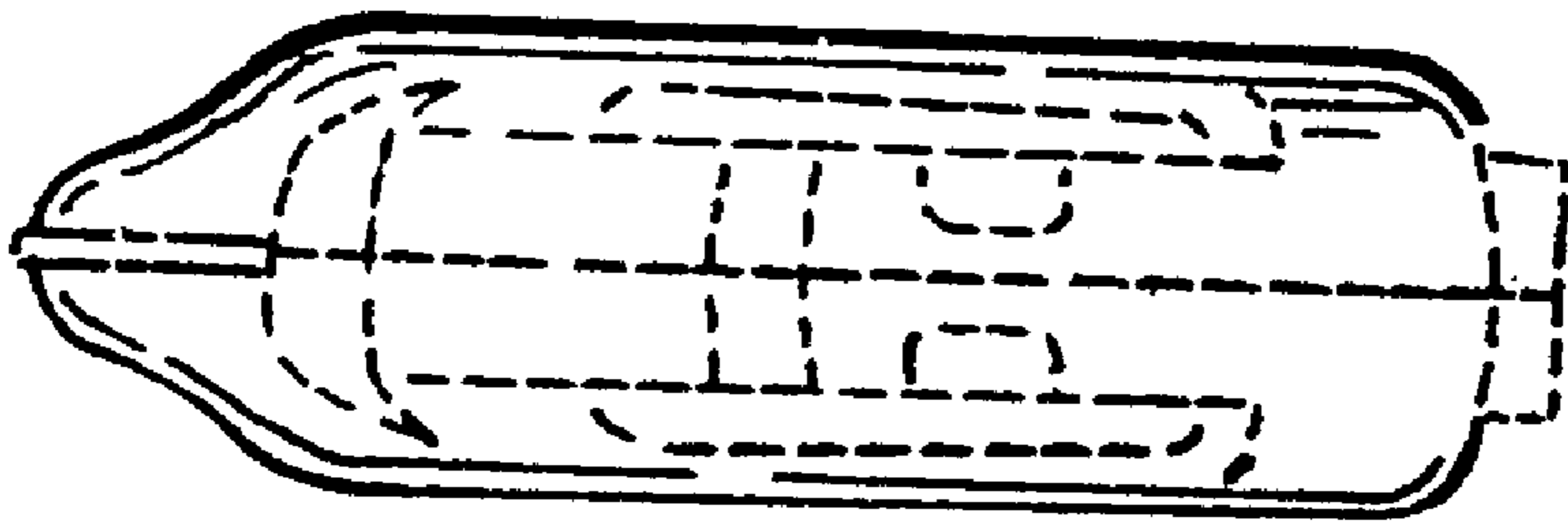


Fig. 3