



US00D486622S

(12) **United States Design Patent**
Matsuda

(10) **Patent No.:** **US D486,622 S**

(45) **Date of Patent:** **** Feb. 17, 2004**

(54) **TURBAN**

(76) Inventor: **Morihiro Matsuda**, Ni Teijin Shoji Co., Ltd., 8-14 Minami-Honmachi 1-Chome, Chuo-Ku, Osaka (JP)

(**) Term: **14 Years**

(21) Appl. No.: **29/168,183**

(22) Filed: **Sep. 27, 2002**

(51) **LOC (7) Cl.** **02-03**

(52) **U.S. Cl.** **D2/867**

(58) **Field of Search** D2/865, 867, 870, D2/874-875, 877, 880, 881, 883, 500, 501, 888-890; 2/171, 172, 171.02, 174, 181, 195.1, 202, 203, 204, 207, 209.11, 209.12, 209.13, 195.7, 68; 132/274

(56) **References Cited**

U.S. PATENT DOCUMENTS

- 1,664,271 A * 3/1928 Steinberg 2/174
- 1,749,340 A * 3/1930 Grean 2/195.7
- 1,810,655 A * 6/1931 Hosking 2/68
- 2,109,248 A * 2/1938 Hibshman D2/880
- 2,274,321 A * 2/1942 Degnon 2/171.02
- 5,083,318 A * 1/1992 Hook 2/207

- 5,365,613 A 11/1994 Henegan
- D381,790 S * 8/1997 Harris et al. D2/867
- D412,234 S 7/1999 Cox

* cited by examiner

Primary Examiner—Robert M. Spear

Assistant Examiner—Mimosa De

(57) **CLAIM**

The ornamental design for a turban, as shown and described.

DESCRIPTION

FIG. 1 is a side elevation view of the turban according to the present design;
 FIG. 2 is top plan view of the turban of FIG. 1;
 FIG. 3 is an end elevation view from one end of the turban of FIG. 1;
 FIG. 4 is an end elevation view of the turban of FIG. 1, of the end opposite to that shown in FIG. 3;
 FIG. 5 is a bottom plan view of the turban of FIG. 1; and,
 FIG. 6 is an overall perspective view of the turban of FIG. 1.

The broken line contained throughout the figures is for illustrative purposes and forms no part of the claimed design.

1 Claim, 2 Drawing Sheets

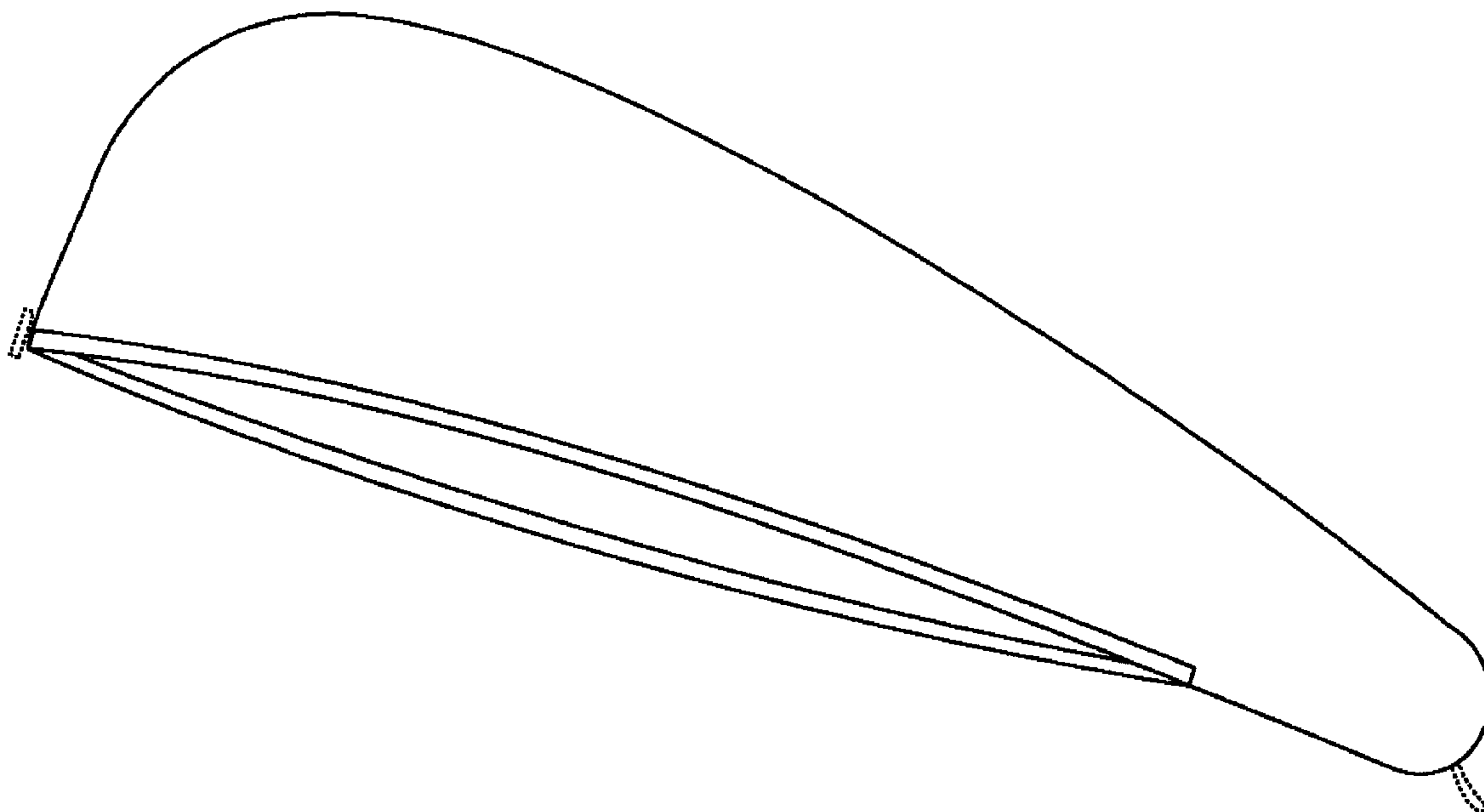




FIG. 2




FIG. 4

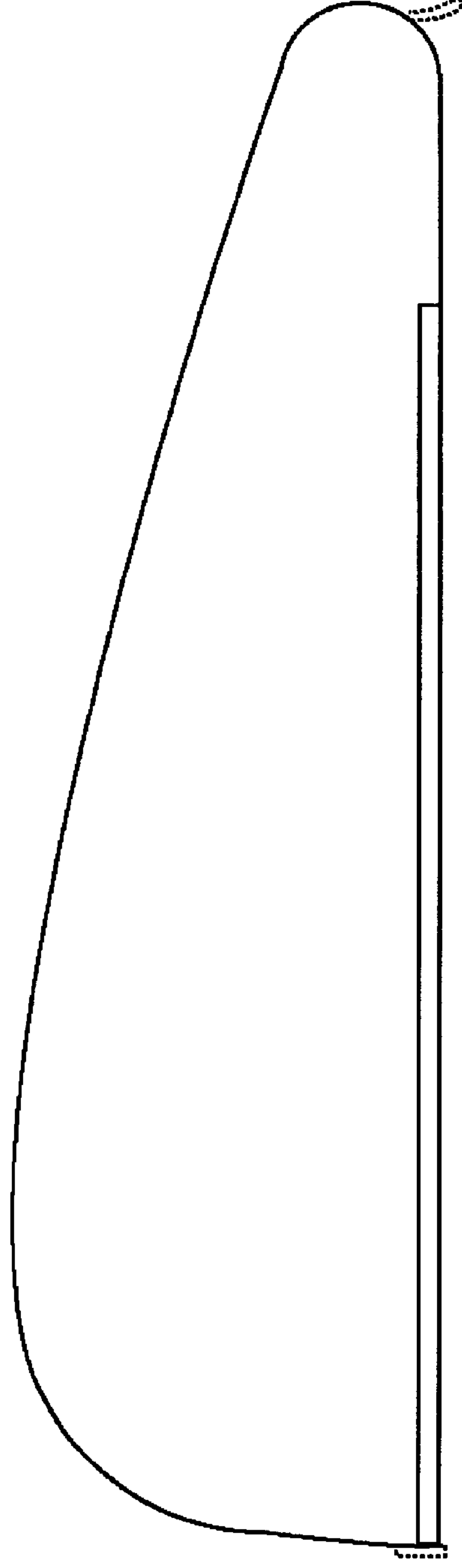


FIG. 1




FIG. 3

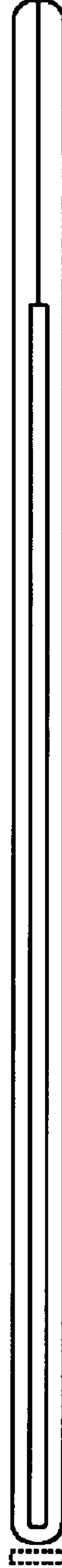


FIG. 5




FIG. 6