



US00D486615S

(12) **United States Design Patent**
Schober et al.

(10) **Patent No.:** **US D486,615 S**

(45) **Date of Patent:** **** Feb. 10, 2004**

(54) **INTERFACE FOR LOWER FRONT PANEL FOR LAUNDRY APPLIANCE**

(75) Inventors: **Stephen D. Schober**, Newton, IA (US);
Mark S. Snowden, Newton, IA (US)

(73) Assignee: **Maytag Corporation**, Newton, IA (US)

(**) Term: **14 Years**

(21) Appl. No.: **29/178,846**

(22) Filed: **Mar. 31, 2003**

(51) **LOC (7) Cl.** **15-05**

(52) **U.S. Cl.** **D32/25**

(58) **Field of Search** D32/1-3, 5-6,
D32/8, 10, 25; 8/147; 134/93; 68/3 R, 12.01,
212; 34/523, 108, 596, 597, 603; 312/31,
109

(56) **References Cited**

U.S. PATENT DOCUMENTS

D130,835 S	12/1941	Altorfer
D132,572 S	5/1942	Cain
D153,515 S	4/1949	Geldhof
D169,351 S	4/1953	Boldt
D289,212 S	4/1987	Nakamura et al.
D359,602 S	6/1995	Swartz et al.
D360,500 S	7/1995	Millet et al.

D422,762 S	*	4/2000	Tsuda et al.	D32/6
D445,224 S		7/2001	Costello		
D450,164 S		11/2001	Dyson et al.		
D457,991 S	*	5/2002	Baldwin et al.	D32/6

* cited by examiner

Primary Examiner—Louis S. Zarfaz
Assistant Examiner—Robert A. Delehanty
(74) *Attorney, Agent, or Firm*—McKee, Voorhees & Sease, P.L.C.

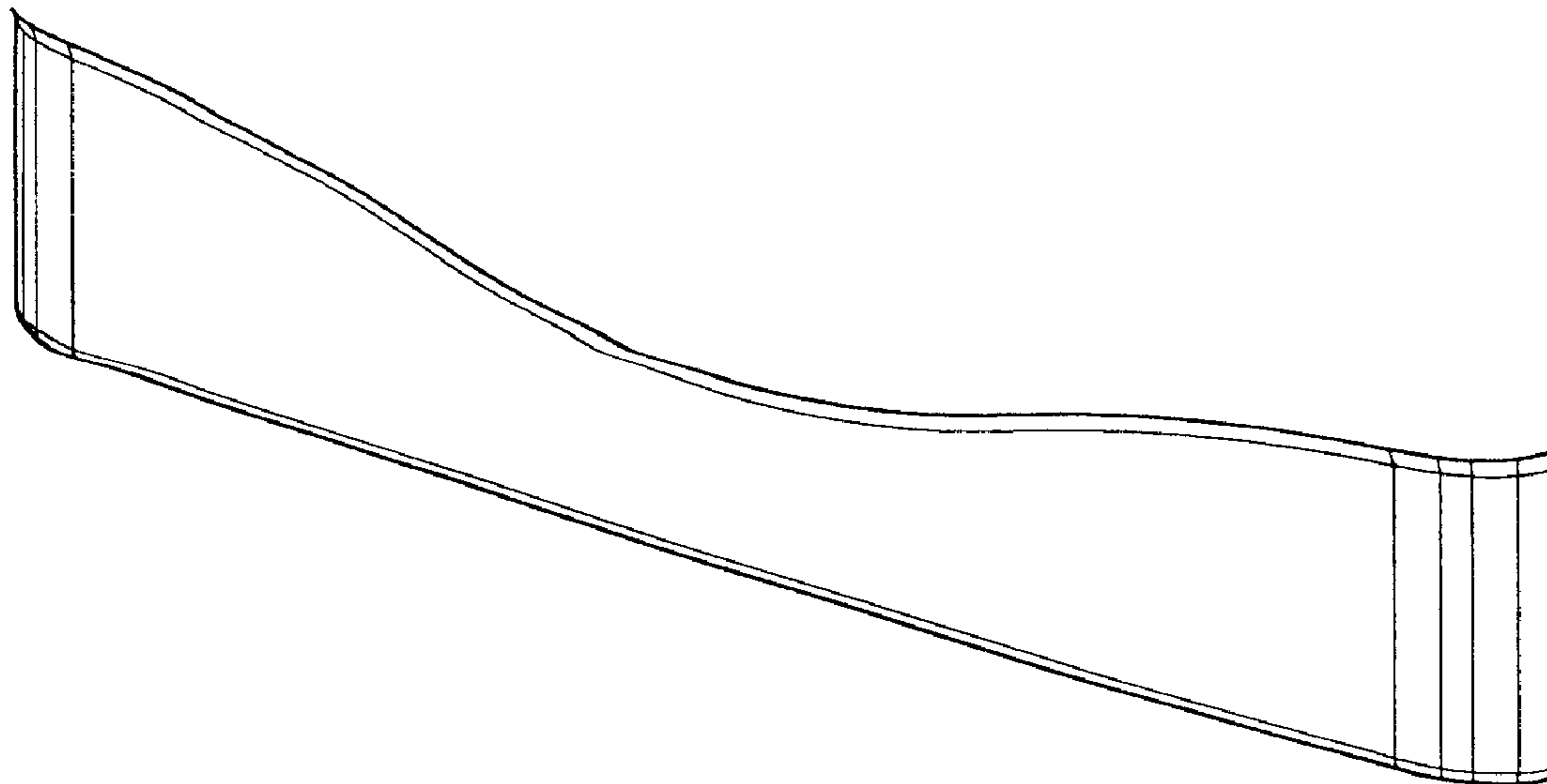
(57) **CLAIM**

We claim the ornamental design for an interface for lower front panel for laundry appliance, as shown.

DESCRIPTION

FIG. 1 is a pictorial view of a interface for lower front panel for laundry appliance design of the present invention; FIG. 2 is a perspective view thereof; FIG. 3 is a front elevational view thereof; FIG. 4 is a rear elevational view thereof; FIG. 5 is a right side elevational view thereof; FIG. 6 is a left side elevational view thereof; FIG. 7 is a top plan view thereof; and, FIG. 8 is a bottom plan view thereof. The broken lines are for illustrative purposes only and form no part of the claimed design.

1 Claim, 2 Drawing Sheets



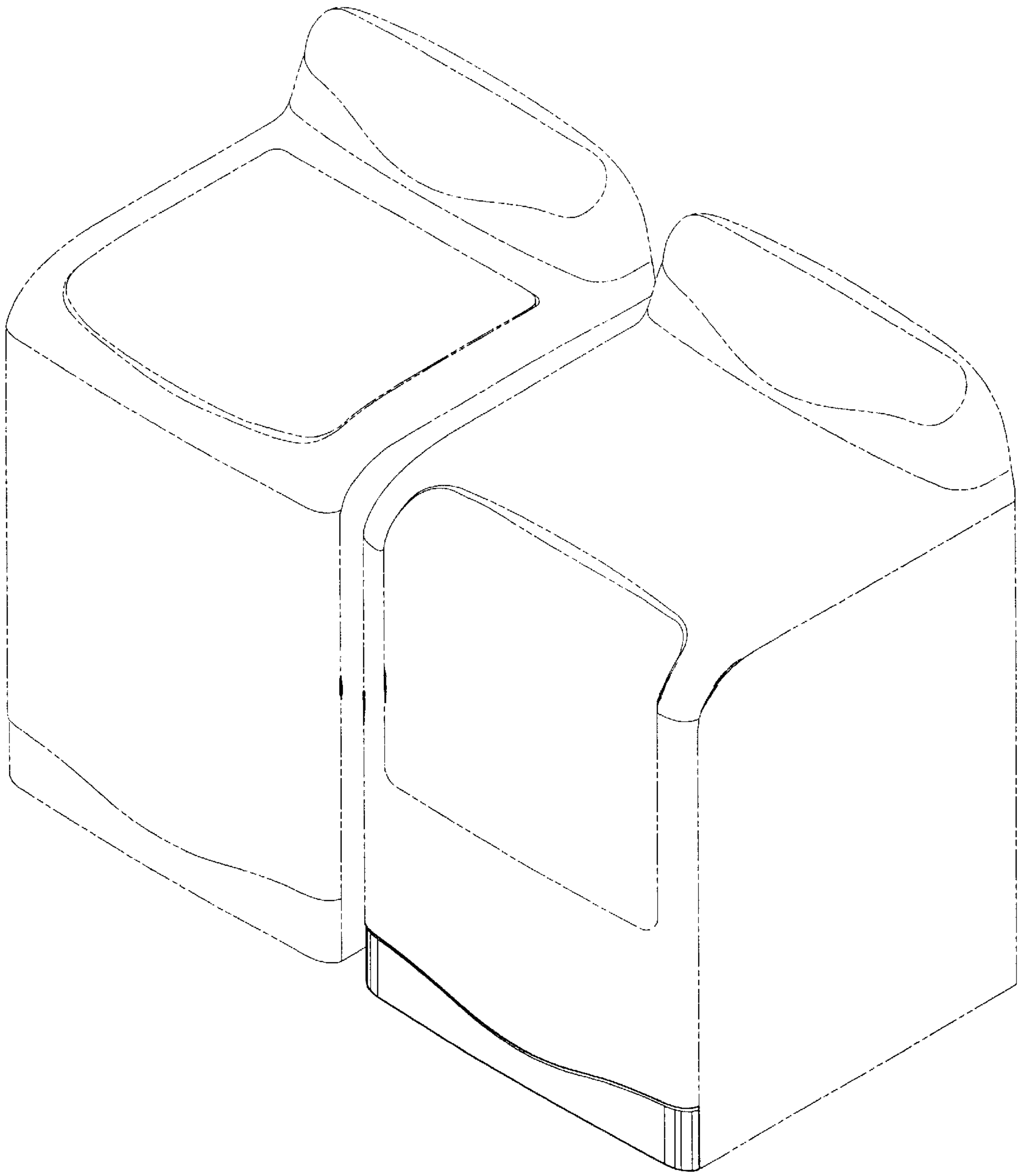


Fig. 1

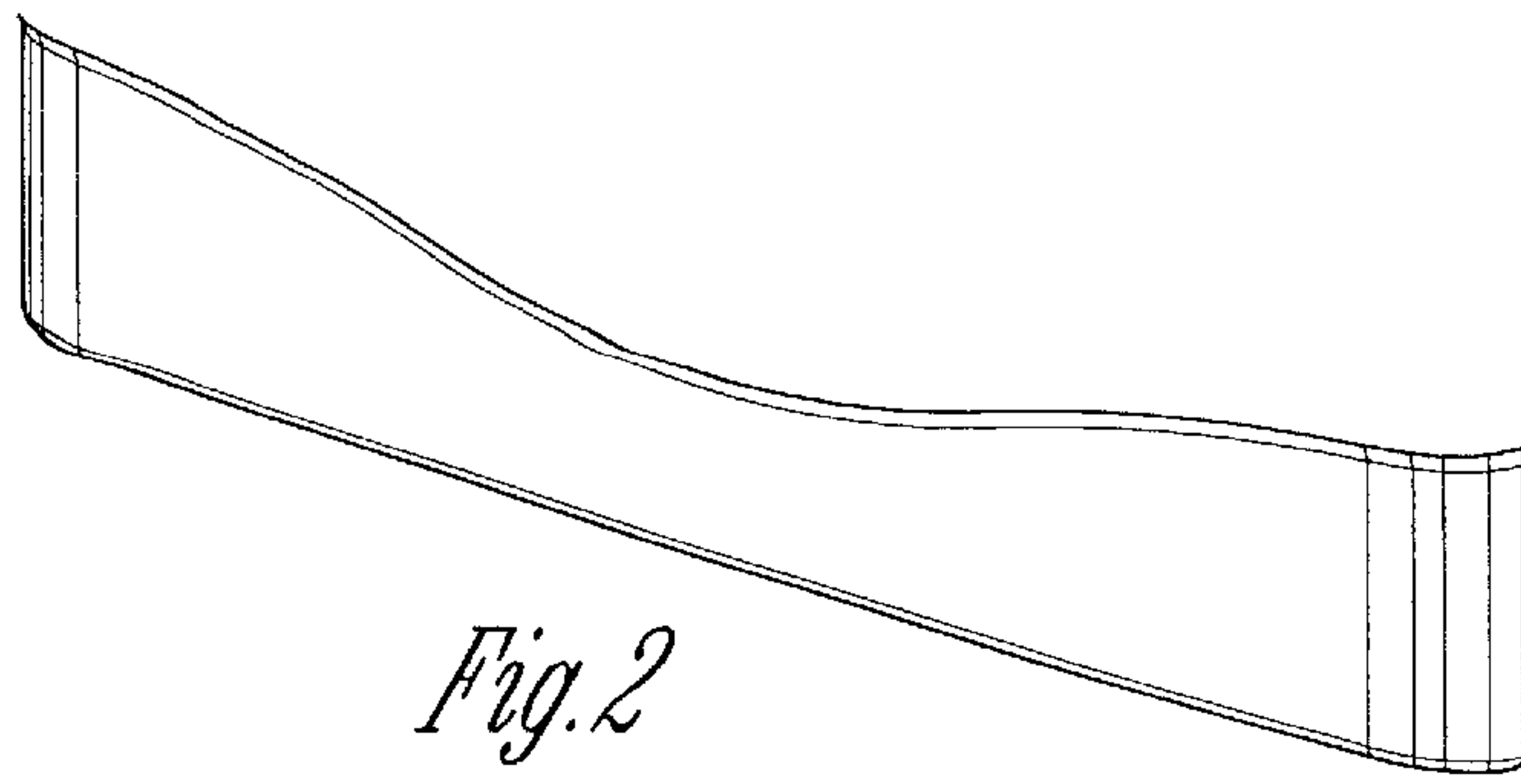


Fig. 2

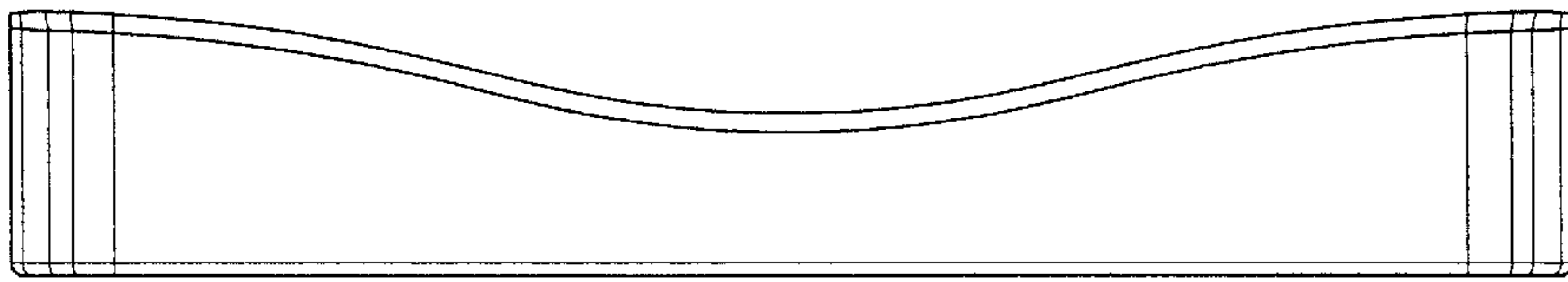


Fig. 3




Fig. 4

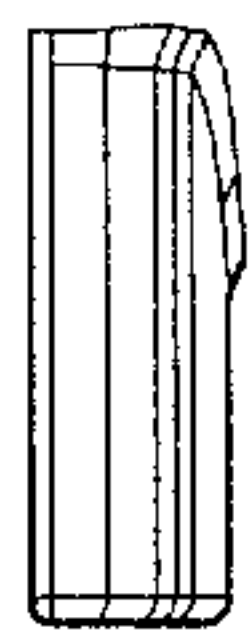


Fig. 5



Fig. 6

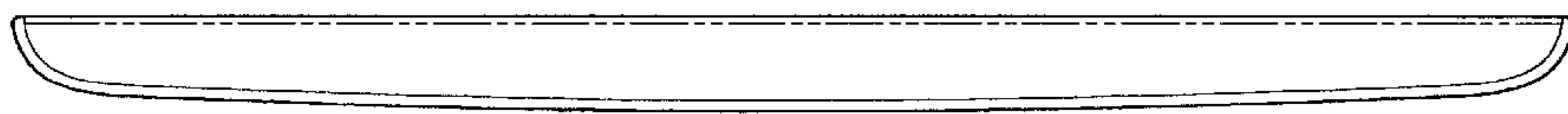


Fig. 7




Fig. 8