



US00D486588S

(12) **United States Design Patent**  
**Schmitz**

(10) **Patent No.: US D486,588 S**

(45) **Date of Patent: \*\* Feb. 10, 2004**

(54) **WALL ELEMENT**

D397,780 S \* 9/1998 Chandaria ..... D25/113 X  
D464,150 S \* 10/2002 Quintana ..... D25/114  
D470,198 S \* 2/2003 Manville ..... D21/503

(75) Inventor: **Michael Schmitz**, Rheinmünster (DE)

(73) Assignee: **F. von Langsdorff Licensing Limited**,  
Inglewood (CA)

(\*\*) Term: **14 Years**

(21) Appl. No.: **29/172,196**

(22) Filed: **Dec. 9, 2002**

**FOREIGN PATENT DOCUMENTS**

DE	814 873	9/1951
DE	75 29 954	3/1977
DE	33 22 110 A1	12/1984
DE	83 26 942 U1	3/1985
DE	35 05 530.8 A1	8/1986
DE	38 07 678 A1	9/1989
DE	297 15 696 U1	1/1998
DE	197 13 037 A1	10/1998
DE	299 12 038 U1	10/1999
EP	0 212 037 B1	6/1990
EP	0 385 950 A2	9/1990
GM	27 53 086 A1	6/1978

**Related U.S. Application Data**

(63) Continuation of application No. 09/927,434, filed on Aug. 13, 2001, which is a continuation of application No. PCT/EP00/01059, filed on Feb. 10, 2000.

(30) **Foreign Application Priority Data**

Feb. 12, 1999 (DE) ..... 299 02 467 U  
Jul. 10, 1999 (DE) ..... 299 12 038 U  
Sep. 2, 1999 (DE) ..... 299 15 545 U

(51) **LOC (7) Cl.** ..... **25-01**

(52) **U.S. Cl.** ..... **D25/113**

(58) **Field of Search** ..... D25/113-118;  
D21/484-485, 490, 493, 500-503; 405/16,  
284; 404/17, 19, 34, 40-42; 52/102, 503,  
574, 596-612

(56) **References Cited**

**U.S. PATENT DOCUMENTS**

1,502,438 A 7/1924 Price  
D305,568 S \* 1/1990 Sakata ..... D25/113  
5,154,032 A 10/1992 Ritter  
D367,715 S \* 3/1996 Joubert ..... D25/114

**OTHER PUBLICATIONS**

Pictorial magazine, vol. 34, No. 7; Aug. 1978: wythe wall block, p. 5.\*

\* cited by examiner

*Primary Examiner*—Louis S. Zarfes

*Assistant Examiner*—Robert A. Delehanty

(74) *Attorney, Agent, or Firm*—Cahn & Samuels, LLP


(57) **CLAIM**

The ornamental design for a wall element, as shown and described.

**DESCRIPTION**

FIG. 1 is a top plan view of a wall element showing my new design; and,  
FIG. 2 is a top, side perspective view thereof.

**1 Claim, 1 Drawing Sheet**



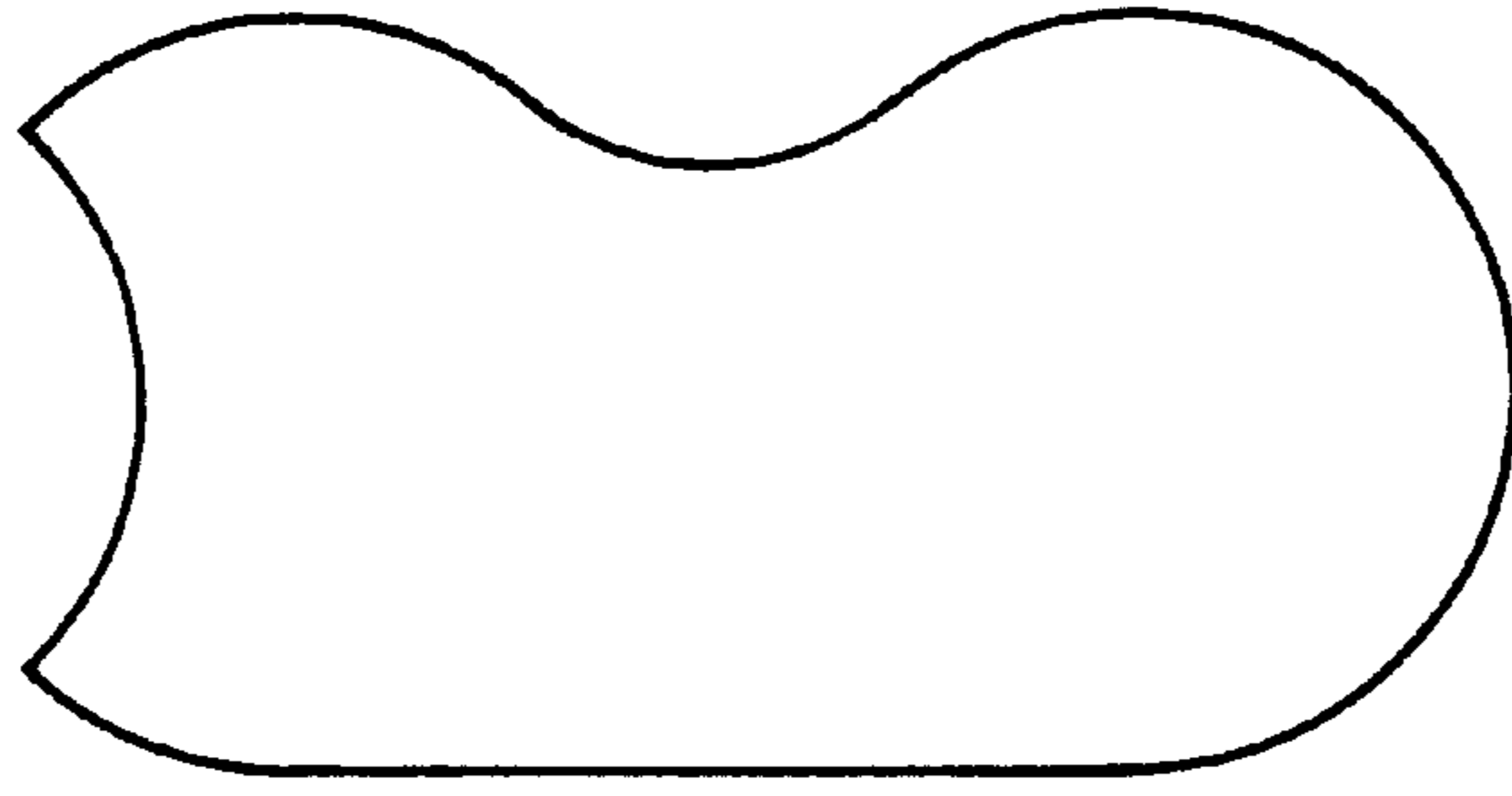


FIG. 1




FIG. 2