



US00D486571S

(12) **United States Design Patent**
Hsieh

(10) **Patent No.:** **US D486,571 S**

(45) **Date of Patent:** **** Feb. 10, 2004**

(54) **DECORATING PLATE OF CEILING FAN**

Primary Examiner—Lisa Lichtenstein

(76) Inventor: **Frank Hsieh**, 235 Chung-Ho Box 8-24,
Taipei (TW)

(57) **CLAIM**

(**) Term: **14 Years**

The ornamental design for a decorating plate of ceiling fan,
as shown and described.

(21) Appl. No.: **29/182,812**

DESCRIPTION

(22) Filed: **Jun. 3, 2003**

FIG. 1 is a front perspective view thereof;
FIG. 2 is a front elevation view thereof;
FIG. 3 is a rear elevation view thereof;
FIG. 4 is a left side view thereof;
FIG. 5 is a right side view thereof;
FIG. 6 is a top plan view thereof; and
FIG. 7 is a bottom plan view thereof; and,
FIG. 8 is a perspective view of a decorating plate of ceiling
fan showing my new design.
The broken line hshowing of environmental structure in FIG.
8 is for illustrative purposes only and forms no part of the
claimed design.

(51) **LOC (7) Cl.** **23-04**

(52) **U.S. Cl.** **D23/411**

(58) **Field of Search** D23/411, 377,
D23/379, 385; 416/5; 392/364

(56) **References Cited**

U.S. PATENT DOCUMENTS

D378,865 S * 4/1997 Wang D26/152

D378,946 S * 4/1997 Wang D26/152

D446,851 S * 8/2001 Lee D23/411

* cited by examiner

1 Claim, 8 Drawing Sheets






FIG. 1




FIG. 2




FIG.4




FIG. 5

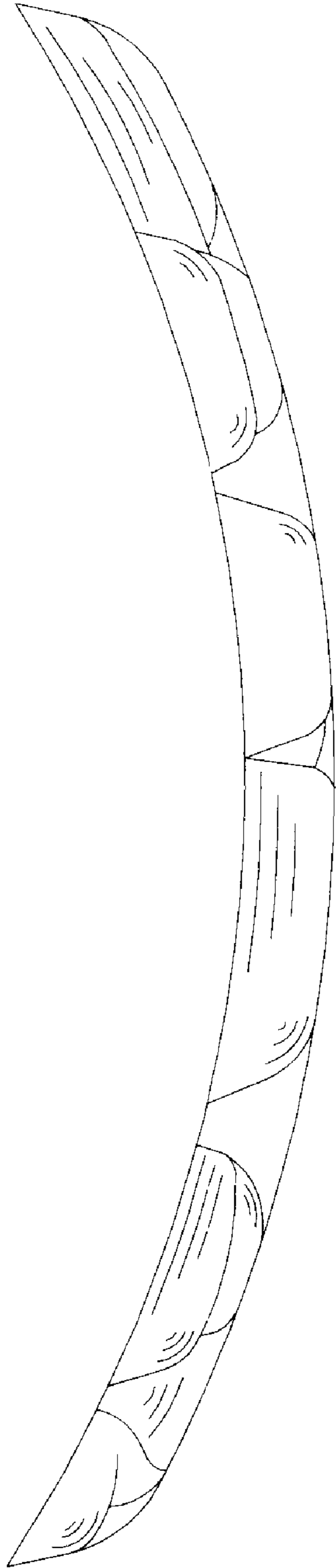


FIG.6

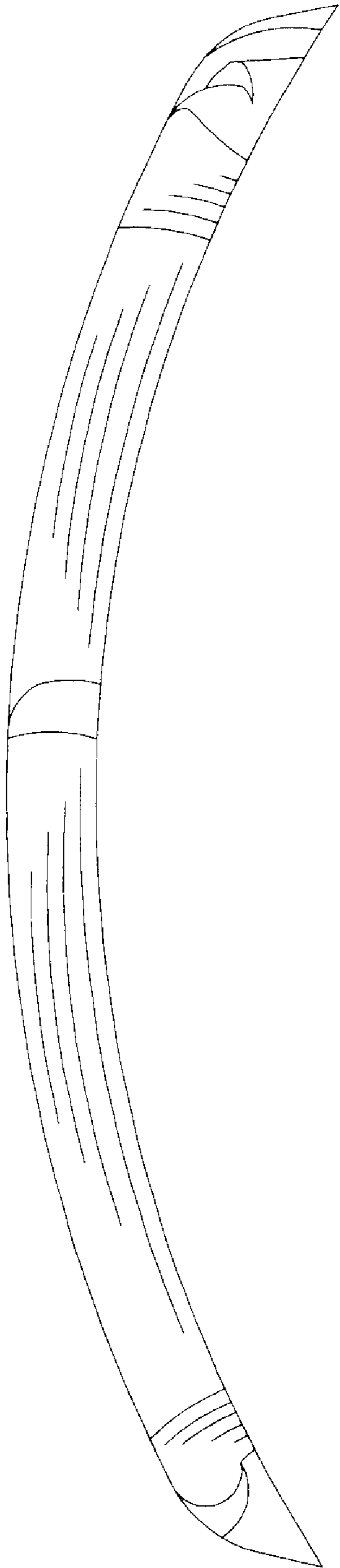


FIG. 7




FIG. 8