



US00D486570S

(12) **United States Design Patent**  
**Hsieh**

(10) **Patent No.:** **US D486,570 S**

(45) **Date of Patent:** **\*\* Feb. 10, 2004**

(54) **LOWER CASING OF A CEILING FAN**

D446,851 S \* 8/2001 Lee ..... D23/411

(76) Inventor: **Frank Hsieh**, 235 Chung-Ho Box 8-24,  
Taipei (TW)

\* cited by examiner

*Primary Examiner*—Lisa Lichtenstein

(\*\*) Term: **14 Years**

(57) **CLAIM**

(21) Appl. No.: **29/182,811**

The ornamental design for a lower casing of a ceiling fan, as shown and described.

(22) Filed: **Jun. 3, 2003**

**DESCRIPTION**

(51) **LOC (7) Cl.** ..... **23-04**

(52) **U.S. Cl.** ..... **D23/411**

(58) **Field of Search** ..... D23/411, 377,  
D23/379, 385; 416/5; D6/492, 493, 497;  
D8/350

FIG. 1 is a perspective view of a lower casing of a ceiling fan showing my new design;  
FIG. 2 is a front elevational view thereof;  
FIG. 3 is a rear elevational view thereof;  
FIG. 4 is a left side view thereof;  
FIG. 5 is a right side view thereof;  
FIG. 6 is a top plan view thereof; and,  
FIG. 7 is a bottom plan view thereof.


(56) **References Cited**

**U.S. PATENT DOCUMENTS**

D378,865 S \* 4/1997 Wang ..... D26/152

D378,946 S \* 4/1997 Wang ..... D26/152

**1 Claim, 7 Drawing Sheets**






Fig. 1

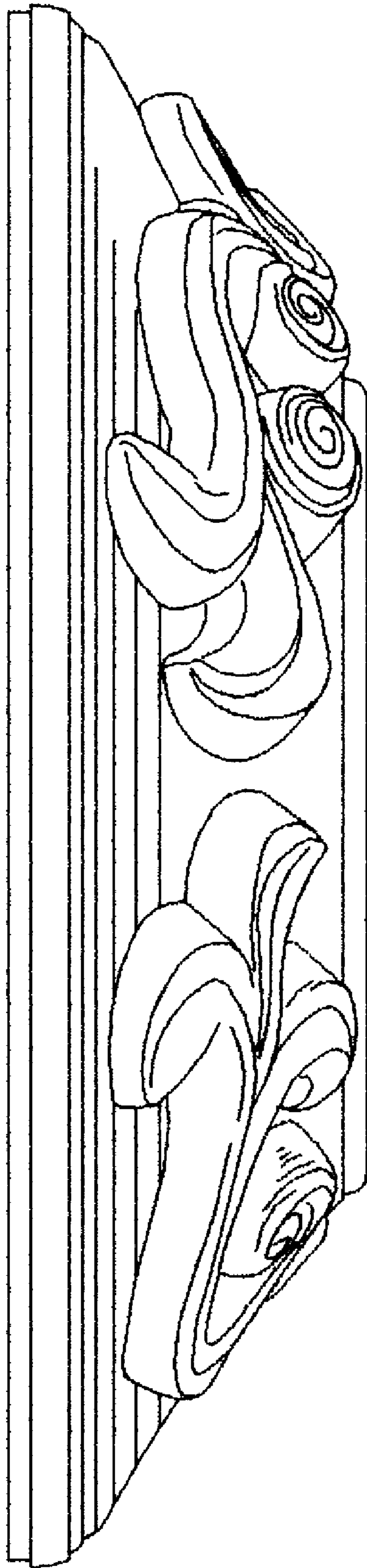


Fig. 2




Fig. 3




Fig. 4




Fig. 5

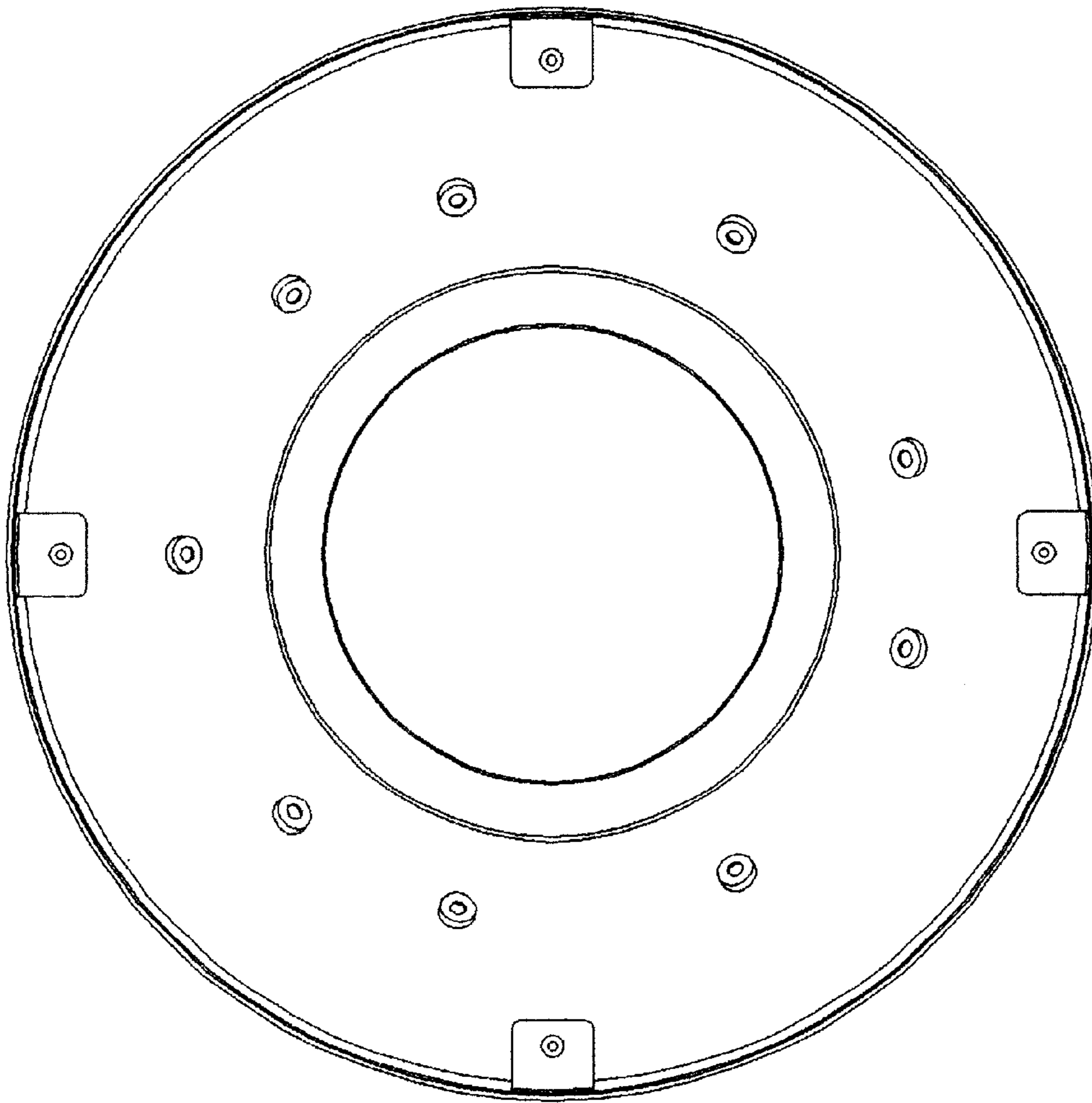


Fig. 6



Fig. 7