



US00D486567S

(12) **United States Design Patent**  
**Sakai**

(10) **Patent No.:** **US D486,567 S**

(45) **Date of Patent:** **\*\* Feb. 10, 2004**

(54) **DECORATIVE PALM PATIO HEATER**

(76) Inventor: **Edward Sakai**, 1000 Lincoln Ave., San Jose, CA (US) 95125

(\*\*) Term: **14 Years**

(21) Appl. No.: **29/172,700**

(22) Filed: **Dec. 17, 2002**

(51) **LOC (7) Cl.** ..... **23-03**

(52) **U.S. Cl.** ..... **D23/332; D23/339**

(58) **Field of Search** ..... D23/328, 332, D23/336, 335, 339, 342; D26/51; D11/131, 157, 118; 126/9 R, 92 R, 92 B, 92 AC; 362/92, 217, 253; 431/331, 344

(56) **References Cited**

**U.S. PATENT DOCUMENTS**

D340,003 S	*	10/1993	Wright et al.	.....	D11/118
D349,454 S	*	8/1994	Shumway et al.	.....	D11/118 X
D401,866 S	*	12/1998	Pandel	.....	D11/118 X
D451,988 S	*	12/2001	Ashton et al.	.....	D23/332 X
D452,301 S	*	12/2001	Schwartz et al.	.....	D23/328
D470,232 S	*	2/2003	Yeh	.....	D23/332
D474,532 S	*	5/2003	Chan et al.	.....	D23/336

\* cited by examiner

*Primary Examiner*—Brian N. Vinson

(74) *Attorney, Agent, or Firm*—George S. Cole

(57) **CLAIM**

I claim an ornamental design, decorative palm patio heater, as shown and described.

**DESCRIPTION**

An aesthetically-pleasing design suggestive of a palm tree with overhanging leaves and a trunk has not been considered for a patio heater prior to this application.

A portion of the disclosure of this patent document contains material to which a claim for copyright is made. The copyright owner has no objection to the facsimile reproduction by anyone of the patent document or the patent disclosure, as it appears in the Patent and Trademark Office patent file or records, but reserves all other copyright rights whatsoever.

FIG. 1 is a front three-quarters perspective view of a patio heater suggestive of a palm tree, showing the design with the palm apparently growing out of a 'planter box'. The shading on the underside of the leaves indicates curvature and distinguishes the top and bottom sides thereof.

FIG. 2 is a side view. (Left and right sides would be symmetrical.)

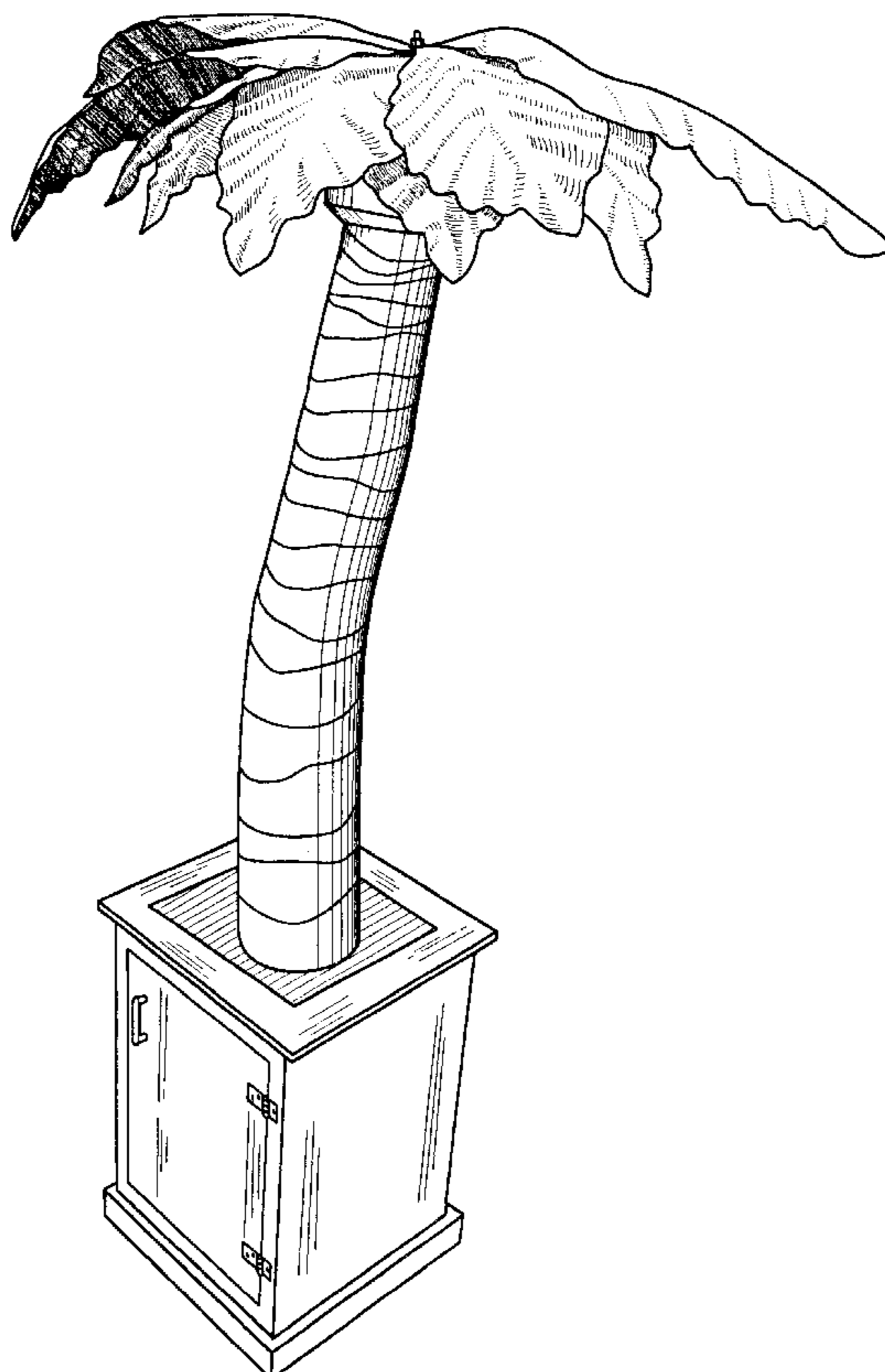
FIG. 3 is a back view.

FIG. 4 is a front view.

FIG. 5 is a top view; and,

FIG. 6 is a bottom view.

**1 Claim, 6 Drawing Sheets**



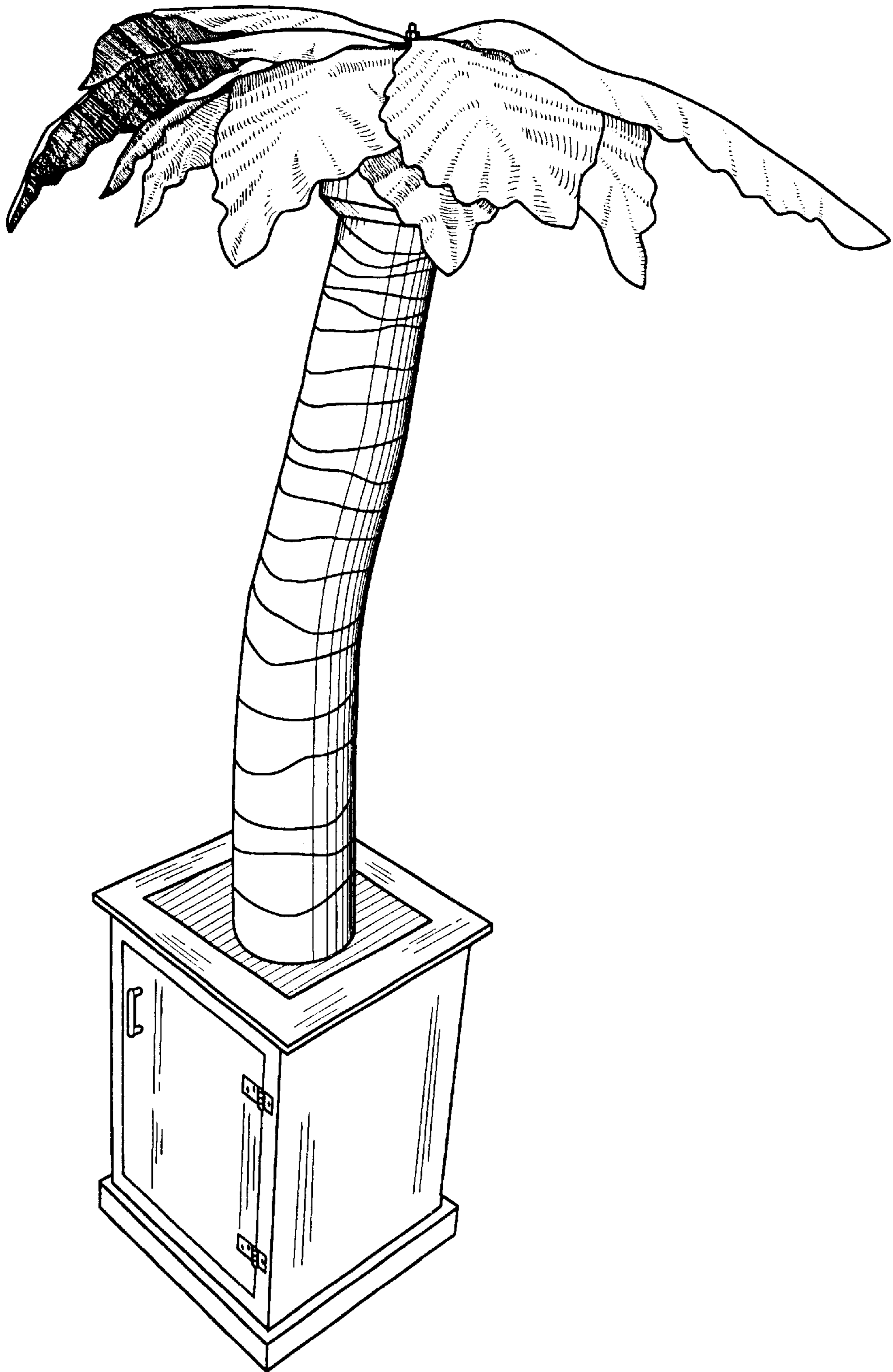


FIG. 1

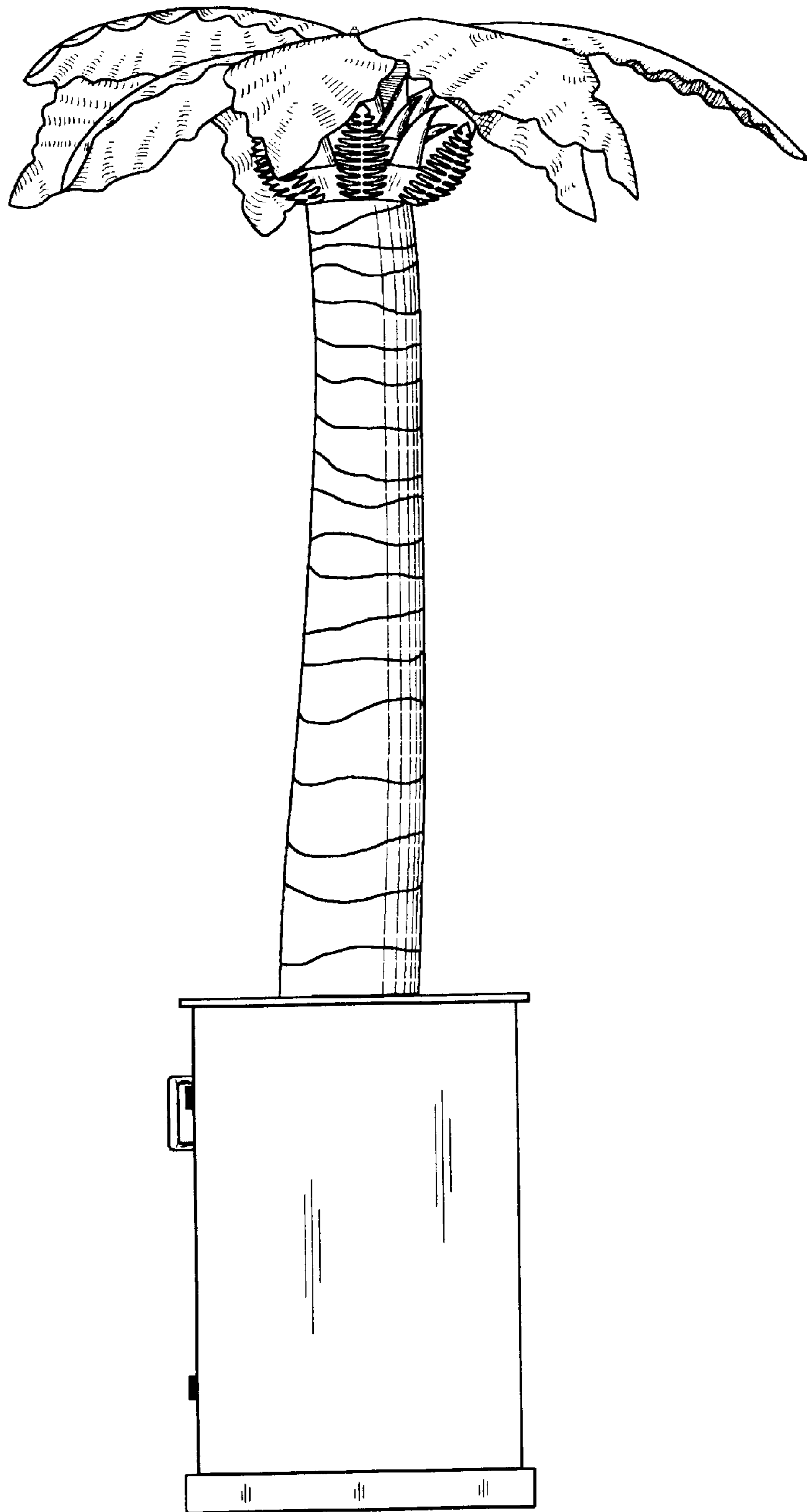


FIG. 2

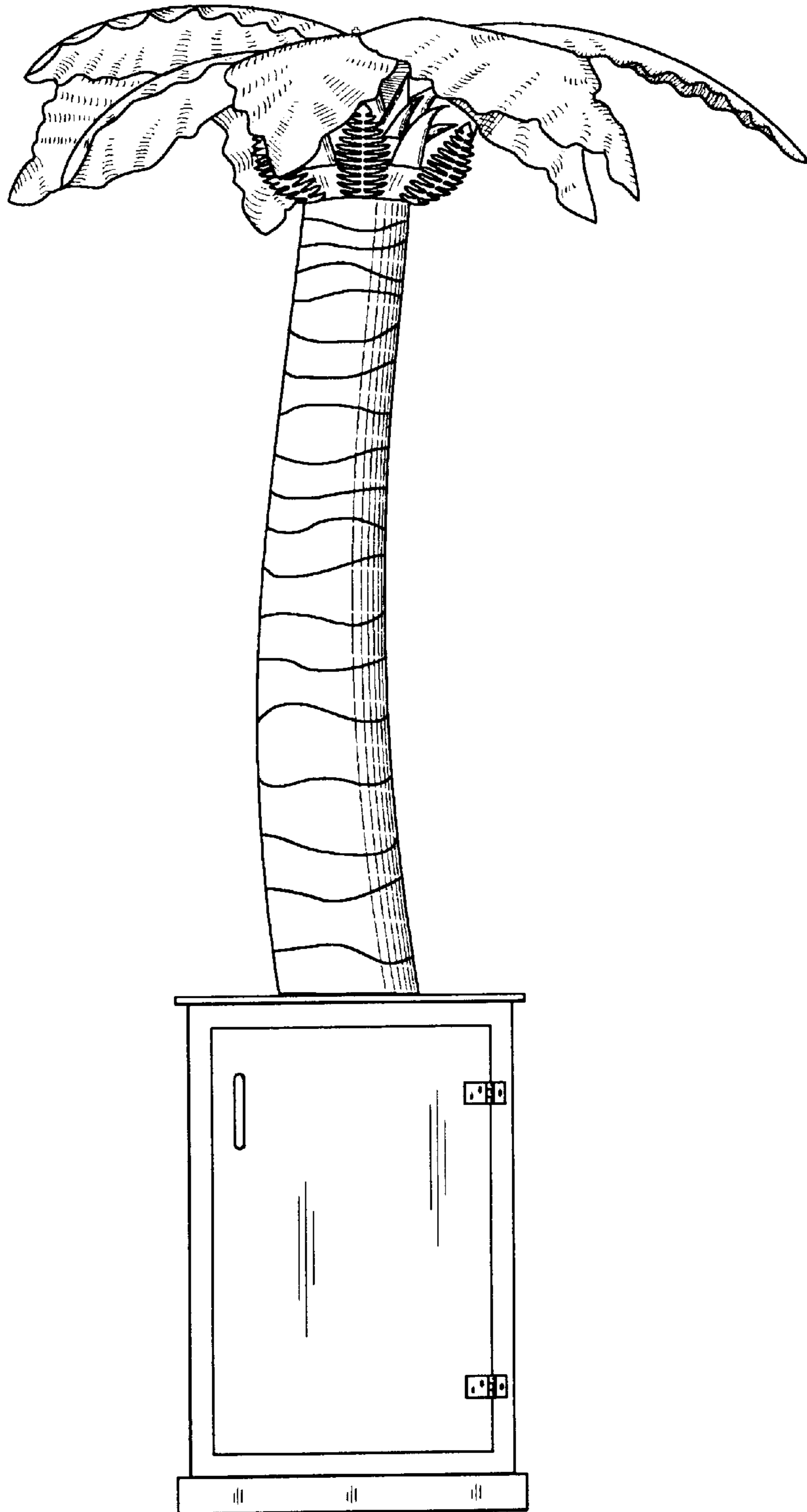


FIG. 3

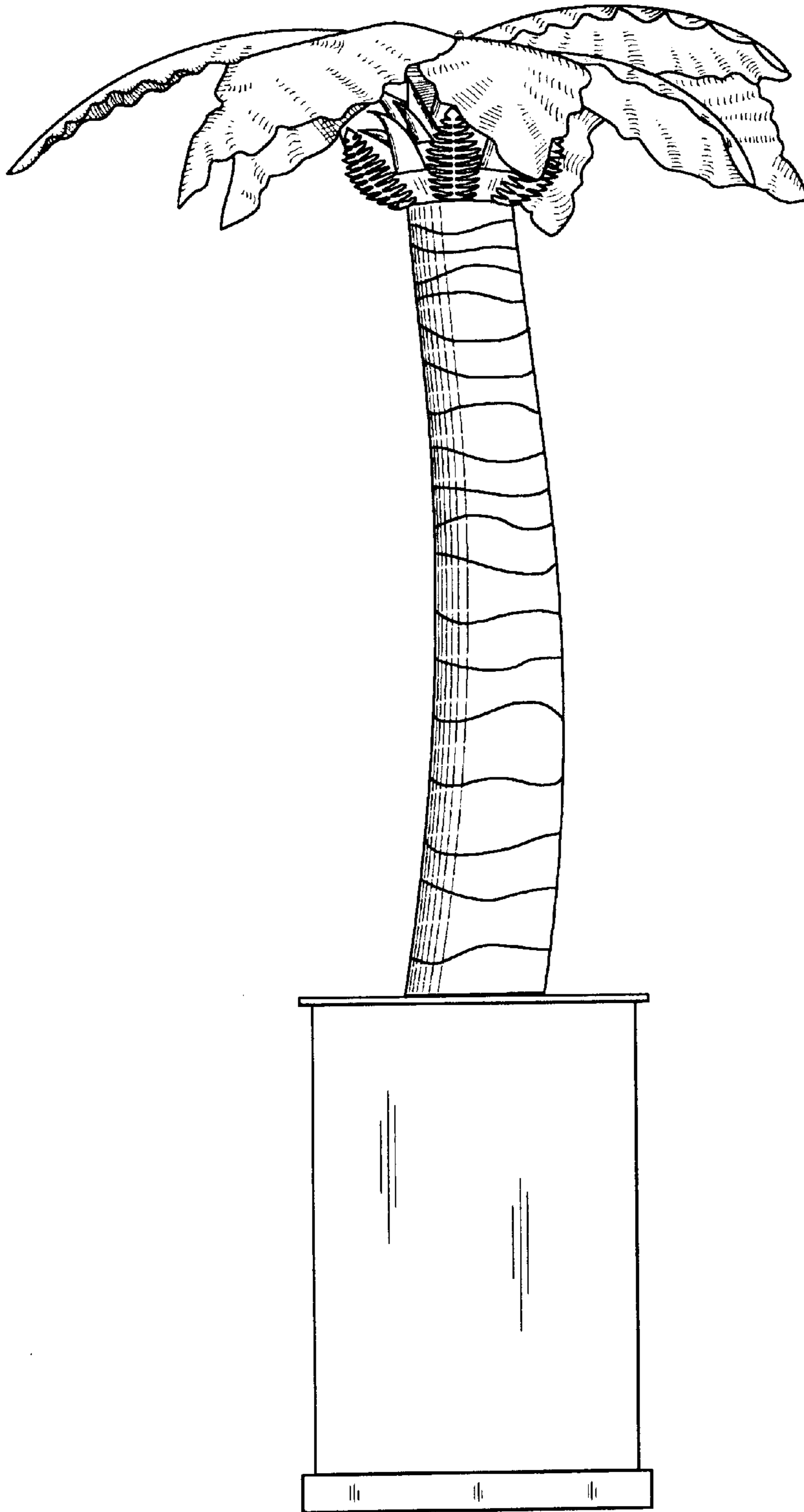


FIG. 4




FIG. 5




FIG. 6