



US00D486549S

(12) **United States Design Patent**
Rae

(10) **Patent No.:** **US D486,549 S**

(45) **Date of Patent:** **** Feb. 10, 2004**

(54) **KNIFE HANDLE**

(76) Inventor: **Kit Rae**, 2841 Yarberry Edge La.,
Kodak, TN (US) 37764

(**) Term: **14 Years**

(21) Appl. No.: **29/179,534**

(22) Filed: **Apr. 9, 2003**

(51) **LOC (7) Cl.** **22-02**

(52) **U.S. Cl.** **D22/118**

(58) **Field of Search** D22/118, 117;
D21/568; D8/95, 98, 99; 30/342, 295, 294,
343, 344, 345, 340

(56) **References Cited**

U.S. PATENT DOCUMENTS

D137,451 S	3/1944	Harstad	D22/118
D138,570 S	8/1944	Huff	D22/118
D156,070 S	11/1949	Brooks	D22/118
D170,824 S	11/1953	Kundikoff	D22/118
D221,335 S	8/1971	Clayton	D22/118
D222,934 S	2/1972	Cole	D22/118
D222,935 S	2/1972	Cole	D22/118
D222,937 S	2/1972	Cole	D22/118
D222,938 S	2/1972	Cole	D22/118
D225,527 S	12/1972	Cole	D22/118
4,608,757 A	9/1986	Eckerle	30/299
D299,375 S	1/1989	Pipes	D22/118
D302,455 S	7/1989	Hibben	D22/118
4,885,818 A	12/1989	Arterbury	30/314
D319,280 S	8/1991	Crain	D22/118
D323,694 S	2/1992	Pipes	D22/118
D325,616 S	4/1992	Kolombatovich	D22/118
D330,064 S	10/1992	Medina	D22/118
D333,173 S	2/1993	Pipes	D22/118
D336,126 S	6/1993	Luchak	D22/118
D348,599 S	7/1994	Sakai	D22/118
D348,818 S	7/1994	Hasegawa	D22/118
D351,210 S	10/1994	Koskinen	D22/118
5,359,778 A	11/1994	Seber et al.	30/294
D360,013 S	7/1995	Collins	D22/118
D360,241 S	7/1995	Choi	D22/118
D361,104 S	8/1995	Choi	D22/118

5,440,814 A	8/1995	Hall et al.	30/295
D362,485 S	9/1995	Hall	D22/118
D363,109 S	10/1995	Hall	D22/118

(List continued on next page.)

OTHER PUBLICATIONS

U.S. Calvary Knives, 1994, P. 111, Catalog.
The Noble Collection, Winter 1997/1998, Historic Daggers,
No page listed, Catalog.
United Cutlery Brands, Catalog # 42, 2002, pp. 7, 19, 21, 29,
30, 33–35, 39–45 and 51–60.
Museum Replicas Limited, Horned Skull Sword, p. 65,
(1994).
Angincourt, Iberia Sword, Item B, Cutlery Shoppe, p. 38
(1993).
United Cutlery, Double Shadow Fantasy Dagger, p. 16,
(1991).
U.S. patent application Ser. No. 29/179,567, filed Apr. 9,
2003.

Primary Examiner—Catherine R. Oliver
(74) *Attorney, Agent, or Firm*—Needle & Rosenberg, PC.

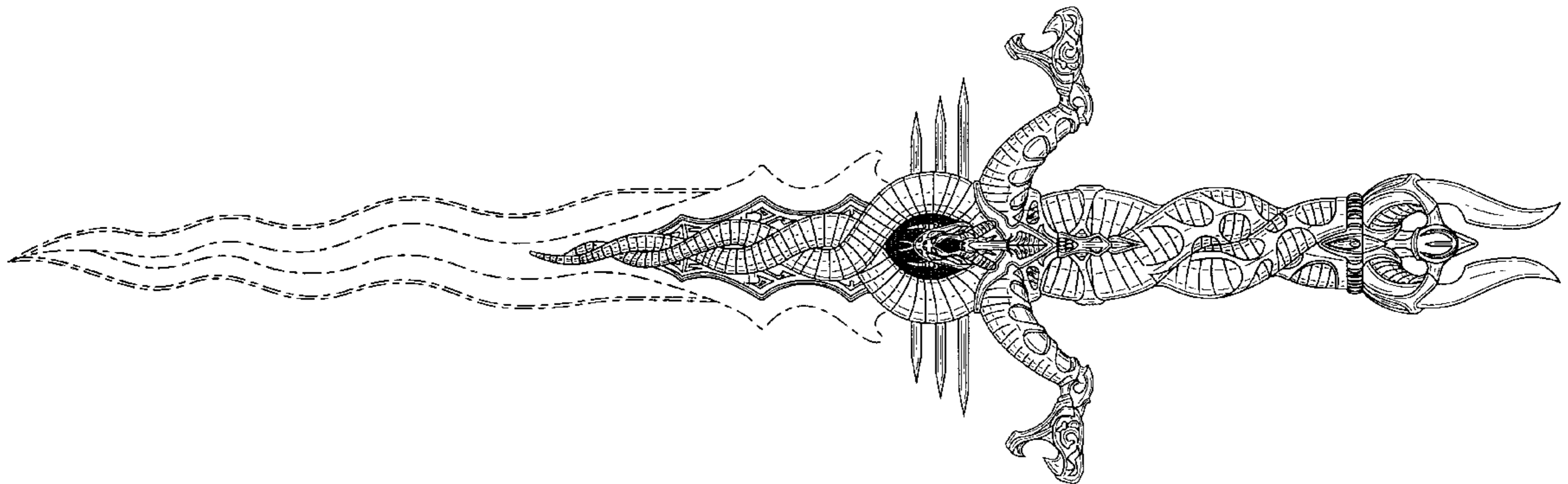
(57) **CLAIM**

The ornamental design for a knife handle, as shown and described.

DESCRIPTION

FIG. 1 is a left side elevational view of a knife handle with the knife blade depicted in phantom lines which forms no part of the claimed design for this invention, the right, opposite side of which is a mirror image thereof;
FIG. 2 is a top plan view of the knife handle of FIG. 1.; of which the bottom plan view is a mirror image thereof;
FIG. 3 is a front elevational view of the knife handle of FIG. 1; and,
FIG. 4 is a rear elevational view of the knife handle of FIG. 1.
The broken lines shown are for illustrative purposes only and form no part of the claimed design.

1 Claim, 3 Drawing Sheets



US D486,549 S

Page 2

U.S. PATENT DOCUMENTS

D371,060 S	6/1996	Lai	D22/118	D473,614 S	4/2003	Rae	D22/118
D371,592 S	7/1996	Hall et al.	D22/118	D473,615 S	4/2003	Rae	D22/118
D375,779 S	11/1996	Hibben	D22/118	D473,616 S	4/2003	Rae	D22/118
D378,982 S	4/1997	Thompson	D22/118	D473,617 S	4/2003	Rae	D22/118
D379,211 S	5/1997	Thompson	D22/118	D473,618 S	4/2003	Rae	D22/118
D379,488 S	5/1997	Hibben	D22/118	D473,619 S	* 4/2003	Rae	D22/118
D380,520 S	7/1997	Hibben	D22/118	D473,620 S	4/2003	Rae	D22/118
D381,060 S	7/1997	Moran	D22/118	D473,621 S	4/2003	Rae	D22/118
D382,187 S	8/1997	Hibben	D22/118	D473,622 S	4/2003	Rae	D22/118
D383,519 S	9/1997	Lainhart	D22/118	D473,623 S	4/2003	Rae	D22/118
D388,150 S	12/1997	Glesser	D22/118	D473,624 S	4/2003	Rae	D22/118
D398,211 S	9/1998	Howard	D22/118	D473,625 S	4/2003	Rae	D22/118
D406,308 S	3/1999	Hibben	D22/118	D473,626 S	4/2003	Rae	D22/118
D409,269 S	5/1999	Carson et al.	D22/118	D473,627 S	* 4/2003	Rae	D22/118
D430,258 S	8/2000	Hall et al.	D22/118	D473,911 S	4/2003	Green	D22/118
D430,917 S	9/2000	Hall et al.	D22/118	D473,912 S	* 4/2003	Rae	D22/118
D434,466 S	11/2000	Hall et al.		D473,913 S	4/2003	Hall	D22/118
D446,571 S	8/2001	Frazer		D473,914 S	4/2003	Rae	D22/118
D448,828 S	10/2001	Karnezis		D473,915 S	4/2003	Hall	D22/118
D451,571 S	12/2001	Barker, II		D473,916 S	4/2003	Rae	D22/118
D451,572 S	* 12/2001	Barker, II	D22/118	D473,917 S	4/2003	Carter, III	D22/118
D452,546 S	12/2001	Barker, II		D473,918 S	4/2003	Rae	D22/118
D452,547 S	12/2001	Barker, II		D473,919 S	4/2003	Rae	D22/118
D452,895 S	1/2002	Rae et al.		D473,920 S	4/2003	Rae	D22/118
D454,611 S	3/2002	Veltz et al.	D22/118	D473,921 S	4/2003	Rae	D22/118
D461,217 S	8/2002	Hall et al.		D473,922 S	4/2003	Rae	D22/118
D461,868 S	8/2002	Hall et al.		D473,923 S	4/2003	Rae	D22/118
D473,609 S	4/2003	Rae		D473,924 S	4/2003	Rae	D22/118
D473,610 S	4/2003	Rae		D474,828 S	5/2003	Rae	D22/118
D473,611 S	4/2003	Rae		D474,829 S	5/2003	Rae	D22/118
D473,612 S	4/2003	Rae	D22/118	D475,114 S	5/2003	Rae et al.	D22/118
D473,613 S	4/2003	Rae	D22/118	D475,431 S	6/2003	Rae	D22/118

* cited by examiner

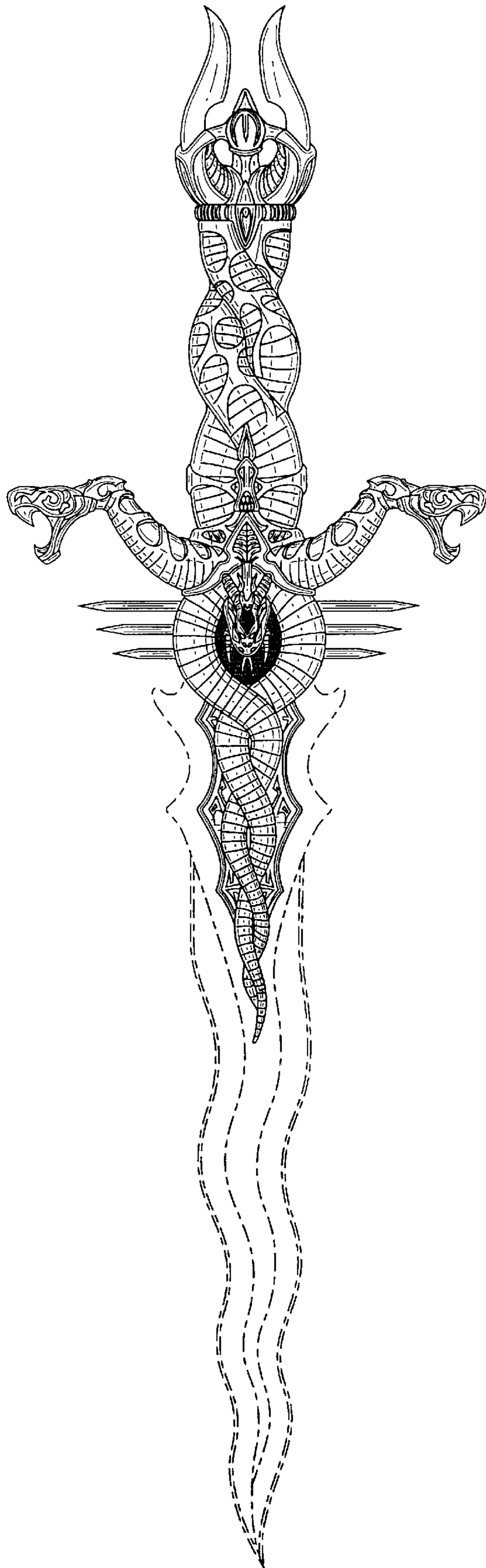


FIG. 1

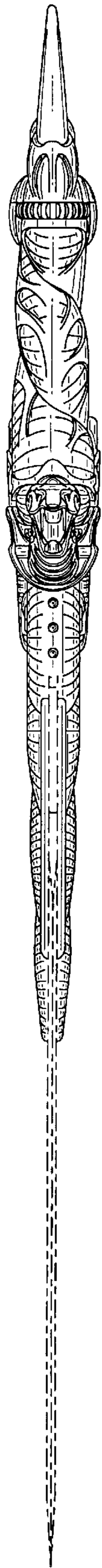


FIG. 2

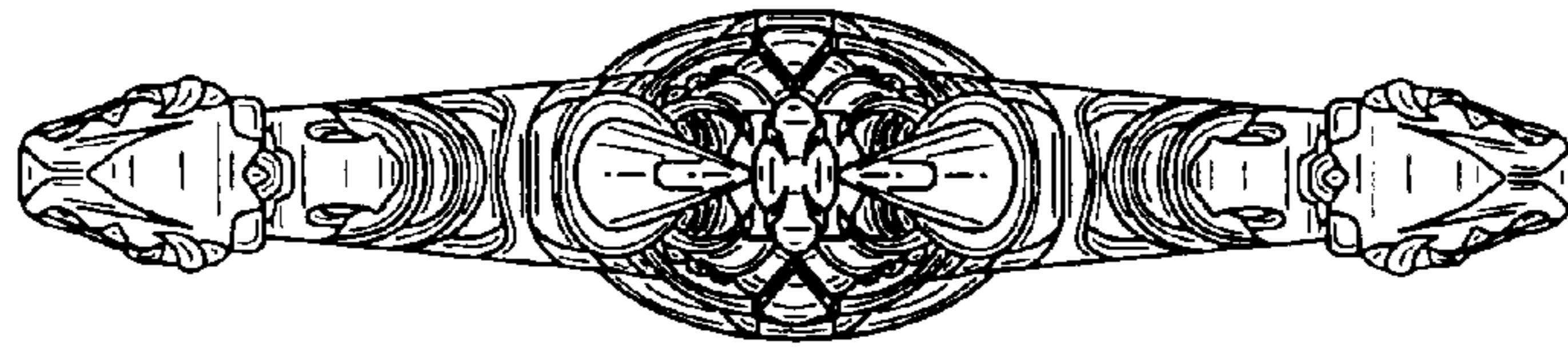


FIG. 4




FIG. 3