



US00D486545S

(12) **United States Design Patent**
Hartzog

(10) **Patent No.:** **US D486,545 S**

(45) **Date of Patent:** **** Feb. 10, 2004**

(54) **BALL MARK REPAIR TOOL**

D459,779 S * 7/2002 Martyn, III D21/793

(76) Inventor: **William Robert Hartzog**, 154 Moffitt Rd., Lake Lure, NC (US) 28746

* cited by examiner

(**) Term: **14 Years**

Primary Examiner—Mitchell Siegel
(74) *Attorney, Agent, or Firm*—Harleston Law Firm, LLC; Kathleen M. Harleston

(21) Appl. No.: **29/178,277**

(57) **CLAIM**

(22) Filed: **Mar. 24, 2003**

The ornamental design for a ball mark repair tool, as shown and described.

(51) **LOC (7) Cl.** **21-02**

(52) **U.S. Cl.** **D21/793**

(58) **Field of Search** D21/789, 793, D21/717, 718; D4/124; 473/408, 286; 172/381

DESCRIPTION

(56) **References Cited**

U.S. PATENT DOCUMENTS

3,456,737 A	*	7/1969	Rhyme	172/381
D264,369 S	*	5/1982	Jackson	D21/793
D367,092 S	*	2/1996	Gustine	D21/718
D398,156 S	*	9/1998	Jovaag	D4/124


FIG. 1 is a perspective view of a ball mark repair tool, showing my new design;

FIG. 2 is a side elevational view thereof, the side opposite being identical;

FIG. 3 is a top plan view thereof; and,

FIG. 4 is a bottom plan view thereof.

1 Claim, 1 Drawing Sheet



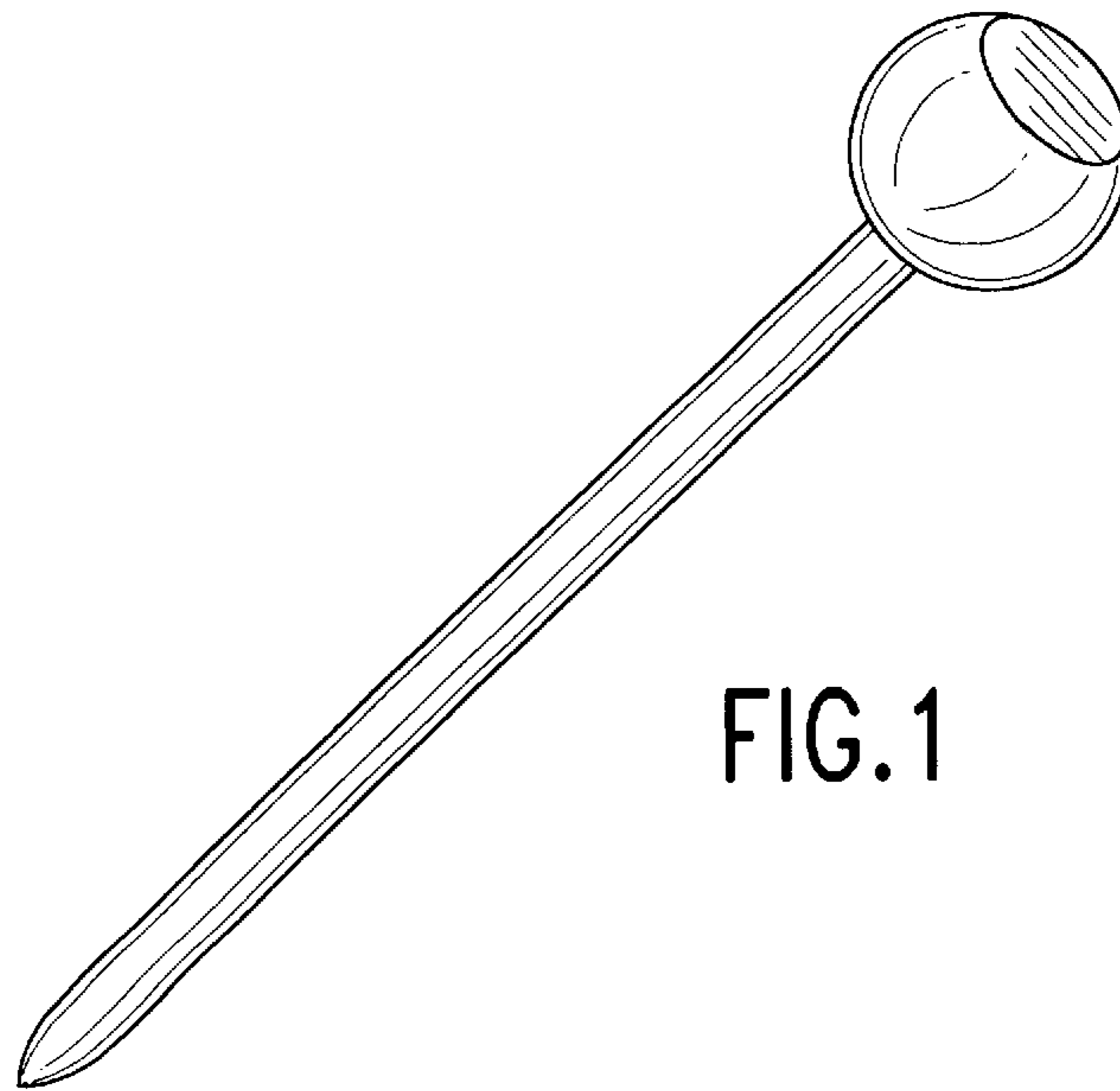


FIG. 1

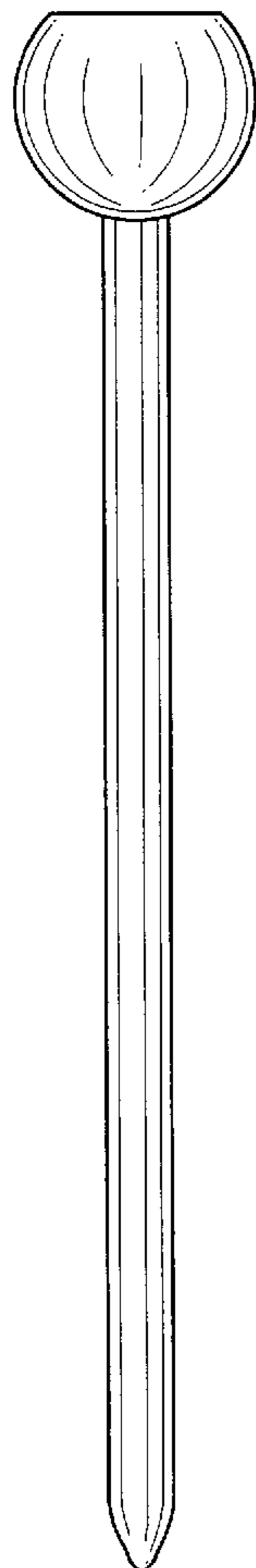


FIG. 2

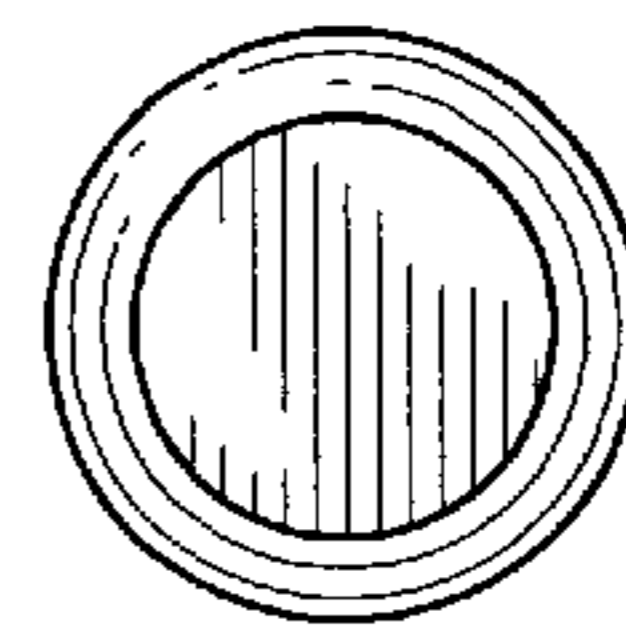


FIG. 3

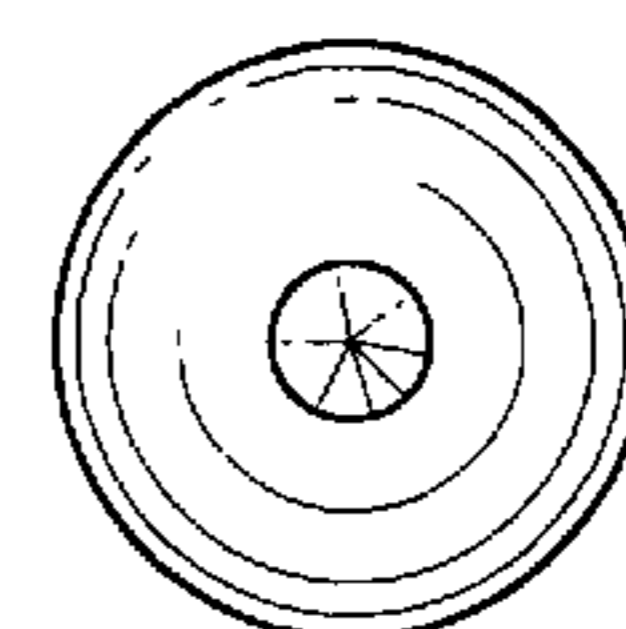


FIG. 4