



US00D486531S

(12) **United States Design Patent**
Brookins

(10) **Patent No.:** **US D486,531 S**

(45) **Date of Patent:** **** Feb. 10, 2004**

(54) **SLOT MACHINE CARD HOLDER**

(75) **Inventor:** **Douglas Brookins**, Pittsgrove, NJ (US)

(73) **Assignee:** **Specialty House of Creation, Inc.**,
Pittsgrove, NJ (US)

(**) **Term:** **14 Years**

(21) **Appl. No.:** **29/177,220**

(22) **Filed:** **Mar. 5, 2003**

(51) **LOC (7) Cl.** **21-01**

(52) **U.S. Cl.** **D21/370; D21/394**

(58) **Field of Search** D3/211, 215, 234,
D3/274; D11/81, 238; D21/369-370, 385,
392, 394, 396; 273/148 A, 150; 463/17,
20, 46, 47

(56) **References Cited**

U.S. PATENT DOCUMENTS

D361,516 S 8/1995 Peersmann D10/6
D366,359 S * 1/1996 Riedl D3/211

5,560,603 A 10/1996 Seelig et al. 463/20

5,590,880 A 1/1997 Flam 273/150

6,009,048 A 12/1999 Raesz D21/370

6,076,296 A 6/2000 Schaeffer 40/649

D464,998 S 10/2002 Brookins D21/370

* cited by examiner

Primary Examiner—Sandra L. Morris

(74) *Attorney, Agent, or Firm*—Marvin C. Gaer

(57) **CLAIM**

The ornamental design for a slot machine card holder, as shown and described.

DESCRIPTION

FIG. 1 is a front elevation view of the slot machine card holder showing my new design.

FIG. 2 is a rear elevation view thereof;


FIG. 3 is a right side elevation view thereof;

FIG. 4 is a left side elevation view thereof;

FIG. 5 is a top plan view thereof; and,

FIG. 6 is a bottom end view thereof.

1 Claim, 3 Drawing Sheets






FIG. 1

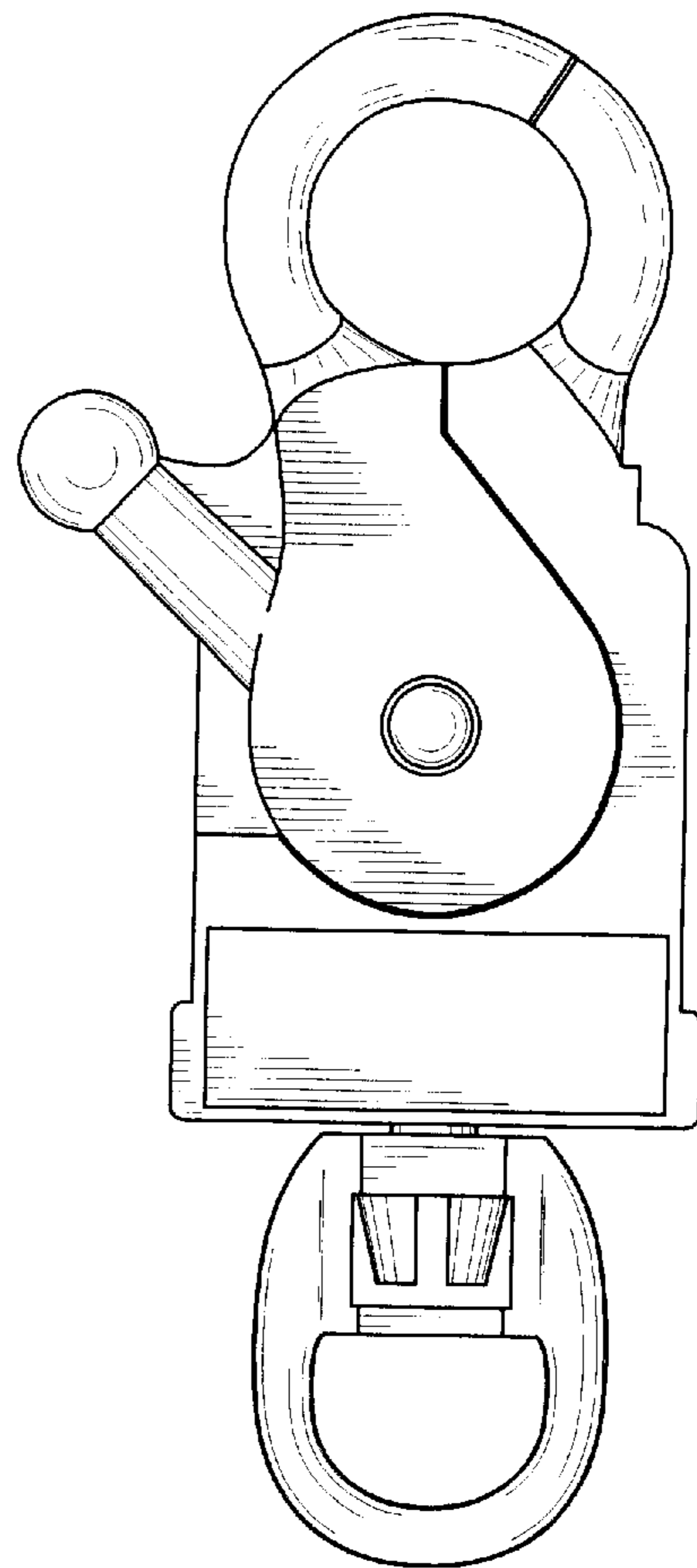


FIG. 2

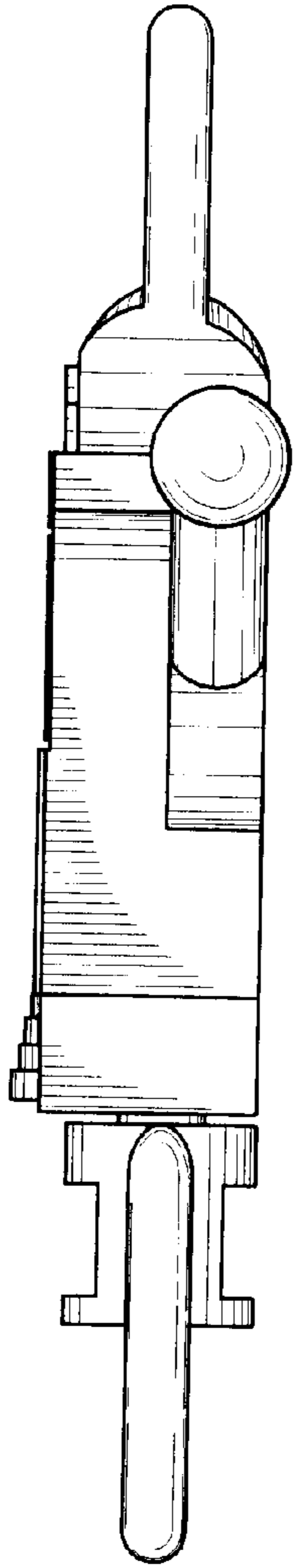


FIG. 3

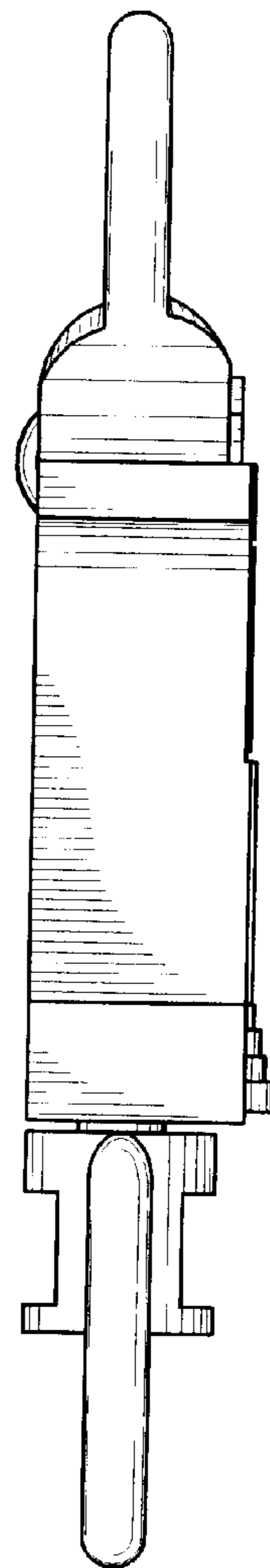


FIG. 4

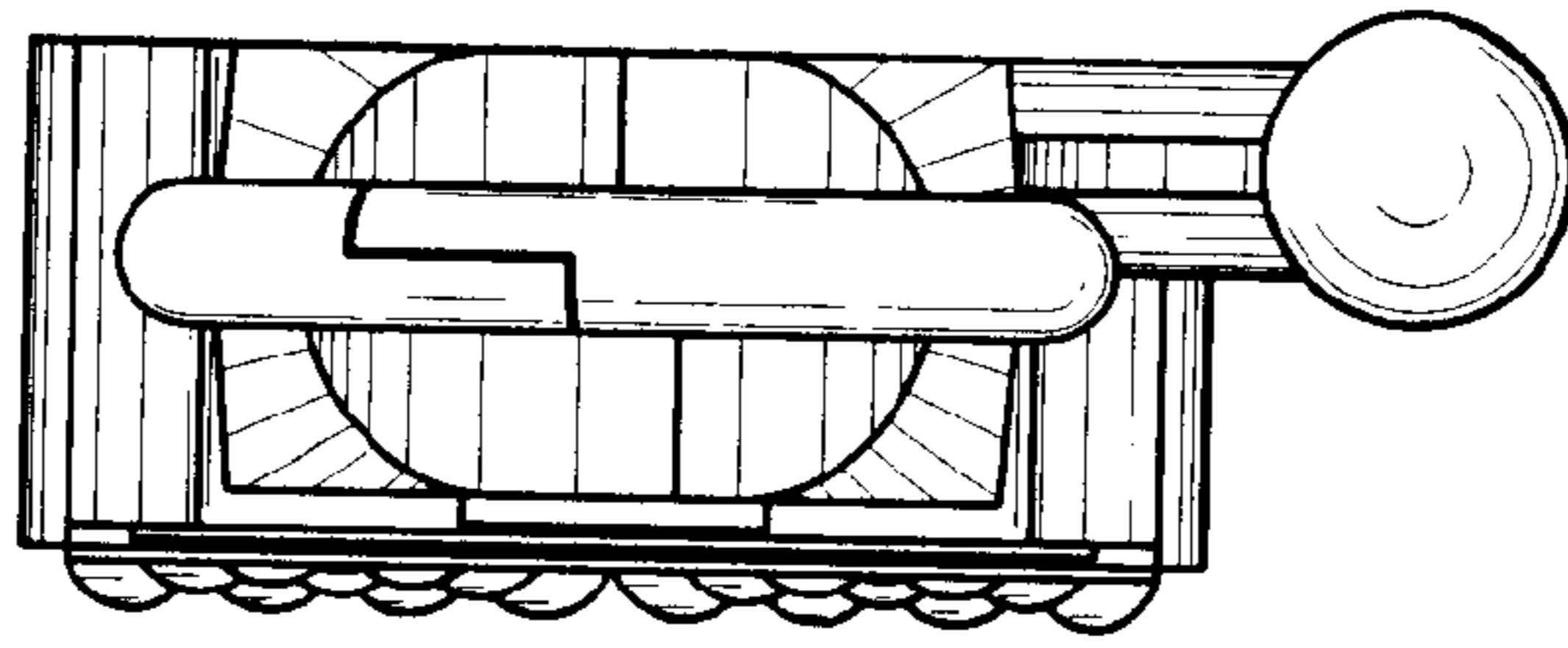


FIG. 5

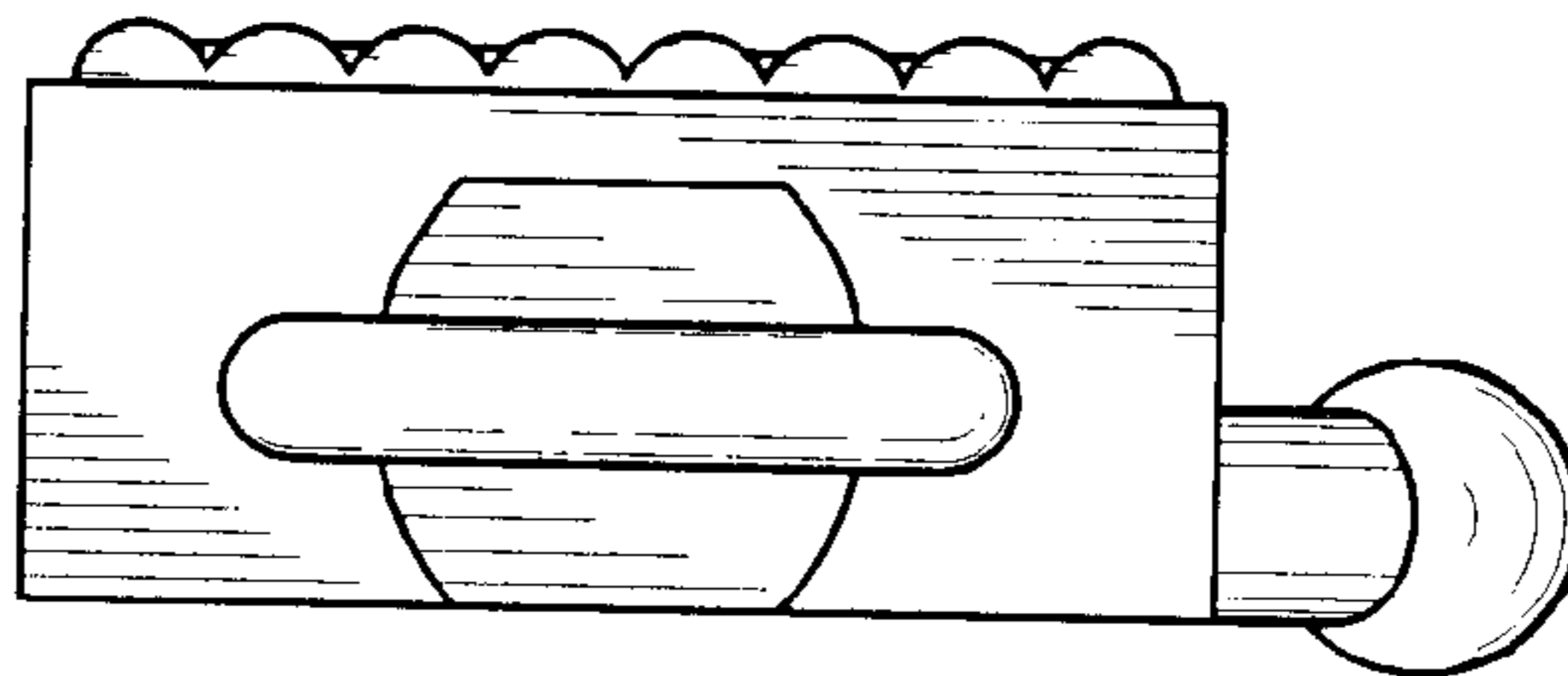


FIG. 6