



US00D486525S

(12) **United States Design Patent**  
**Reisiger**

(10) **Patent No.:** **US D486,525 S**

(45) **Date of Patent:** **\*\* Feb. 10, 2004**

(54) **ILLUMINATED DEVOTIONAL SIGN**

(76) **Inventor:** **Kathleen Mary Reisiger**, 8508  
Bobolink, Cincinnati, OH (US) 45231

(\*\*) **Term:** **14 Years**

(21) **Appl. No.:** **29/166,833**

(22) **Filed:** **Sep. 4, 2002**

(51) **LOC (7) Cl.** ..... **20-03**

(52) **U.S. Cl.** ..... **D20/10**

(58) **Field of Search** ..... D20/10, 12, 19,  
D20/42, 99; 40/124.02, 541, 596; 362/812

(56) **References Cited**

**U.S. PATENT DOCUMENTS**

1,972,155	A	*	9/1934	McMaster	.....	40/406
2,135,859	A	*	11/1938	Swanson	.....	40/546
2,162,897	A	*	6/1939	Rosenblatt	.....	40/406
2,317,162	A	*	4/1943	Wood	.....	359/544
2,637,926	A	*	5/1953	Anderson	.....	40/546

4,155,185 A \* 5/1979 Lemelson ..... 40/623

D344,101 S \* 2/1994 DeRaffele et al. .... D20/10

D394,881 S \* 6/1998 Patel ..... D20/10

5,846,070 A \* 12/1998 Kim et al. .... 431/253

\* cited by examiner

*Primary Examiner*—Robert M. Spear

(57) **CLAIM**

The ornamental design for an illuminated devotional sign, as shown and described.

**DESCRIPTION**

FIG. 1 is a front elevational view of an illuminated devotional sign showing my new design;  
FIG. 2 is a rear elevational view thereof;  
FIG. 3 is a left side elevational view thereof;  
FIG. 4 is a right side elevational view thereof;  
FIG. 5 is a top plan view thereof; and,  
FIG. 6 is a bottom plan view thereof.

**1 Claim, 3 Drawing Sheets**



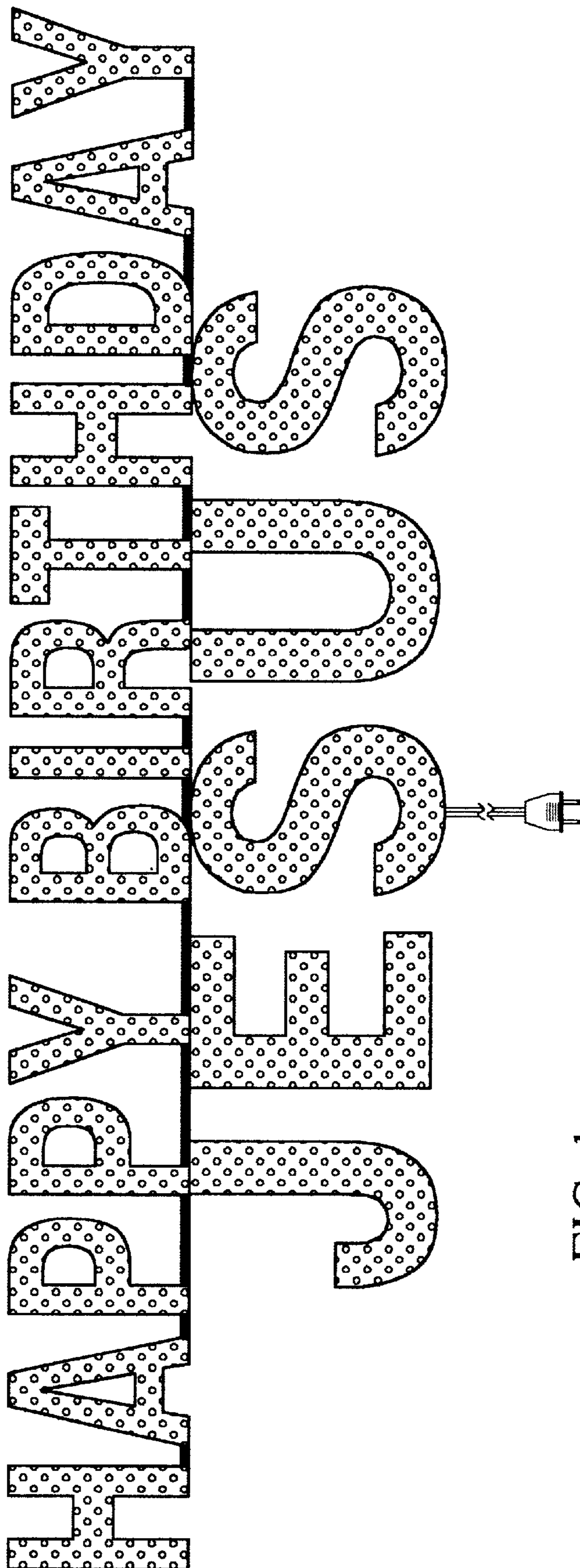


FIG. 1

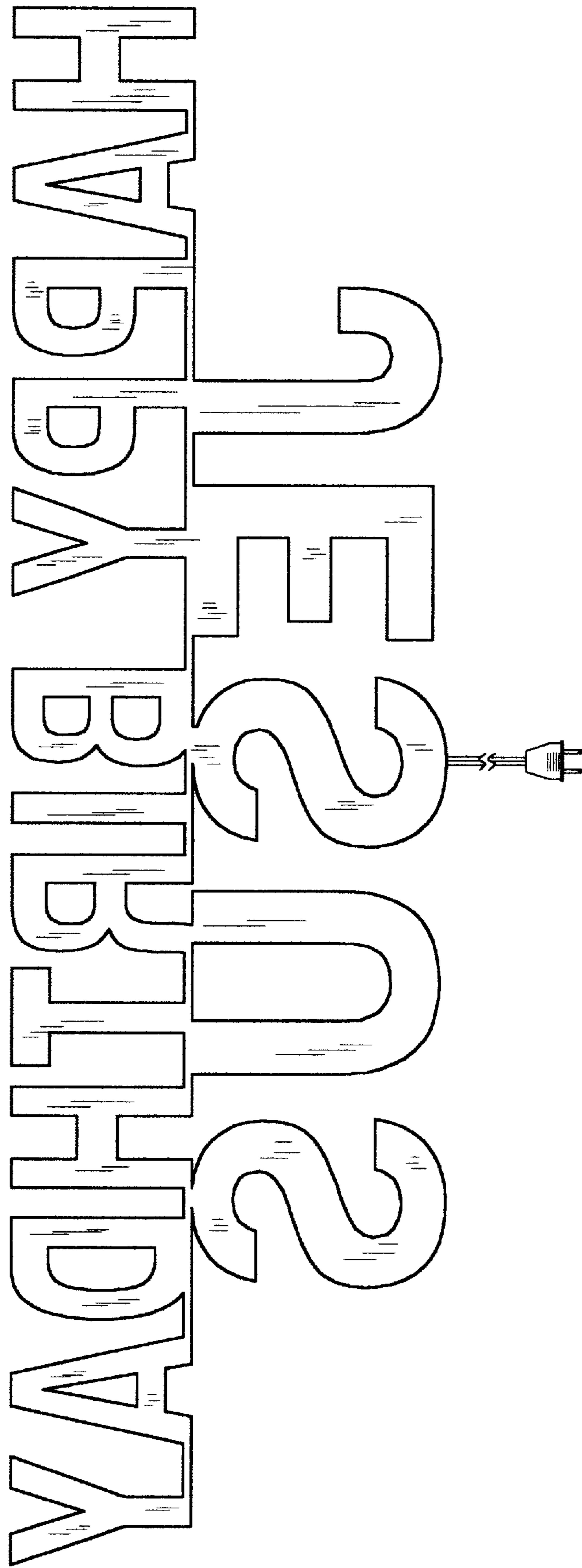


FIG. 2



FIG. 3




FIG. 4



FIG. 5



FIG. 6