



US00D486523S

(12) **United States Design Patent**  
**Lederer et al.**

(10) **Patent No.:** **US D486,523 S**

(45) **Date of Patent:** **\*\* Feb. 10, 2004**

(54) **SURFACE-MOUNT PEN HOLDER**

(75) Inventors: **Joshua B. Lederer**, Brookline, MA (US); **Agnes Csilla Domotor**, Jamaica Plain, MA (US); **Mark T. Salander**, Barrington, RI (US)

(73) Assignee: **The Gem Group, Inc.**, Lawrence, MA (US)

(\*\*) Term: **14 Years**

(21) Appl. No.: **29/182,622**

(22) Filed: **May 29, 2003**

(51) **LOC (7) Cl.** ..... **19-06**

(52) **U.S. Cl.** ..... **D19/83; D19/84**

(58) **Field of Search** ..... D19/32, 34, 65, D19/75, 77, 78, 52, 81-85, 86, 90, 91, 99, 100; 206/214, 224, 371; 211/69.1-69.9, 13.1; 248/316.7; 281/29, 30; 24/67 R, 67.1-67.11, 555

(56) **References Cited**

**U.S. PATENT DOCUMENTS**

478,794	A	*	7/1892	Hougen et al.	.....	281/30	X
1,904,572	A	*	4/1933	Trussell	.....	281/30	X
D134,886	S	*	1/1943	Foret	.....	D19/65	X
2,606,041	A	*	8/1952	Misiak, Jr.	.....	281/30	
D185,045	S	*	4/1959	Slaton	.....	D19/36	
2,895,247	A	*	7/1959	Beck et al.	.....	24/563	X
4,882,816	A	*	11/1989	Murphy	.....	24/555	

5,169,102	A	*	12/1992	Bracken	.....	211/13.1	
D359,309	S	*	6/1995	Bracken	.....	D19/83	
5,820,095	A	*	10/1998	Stone	.....	248/316.7	
D413,628	S	*	9/1999	Ho	.....	D19/78	X
6,543,615	B2	*	4/2003	Lake	.....	206/371	

**OTHER PUBLICATIONS**

U.S. patent application Ser. No. 10/447,361, filed May 29, 2003 by Domotor et al. for a Padfolio with Compartmentalized Interior, all pages.

\* cited by examiner

*Primary Examiner*—Martie K. Holtje

(74) *Attorney, Agent, or Firm*—Cesari and McKenna, LLP; William A. Loginov

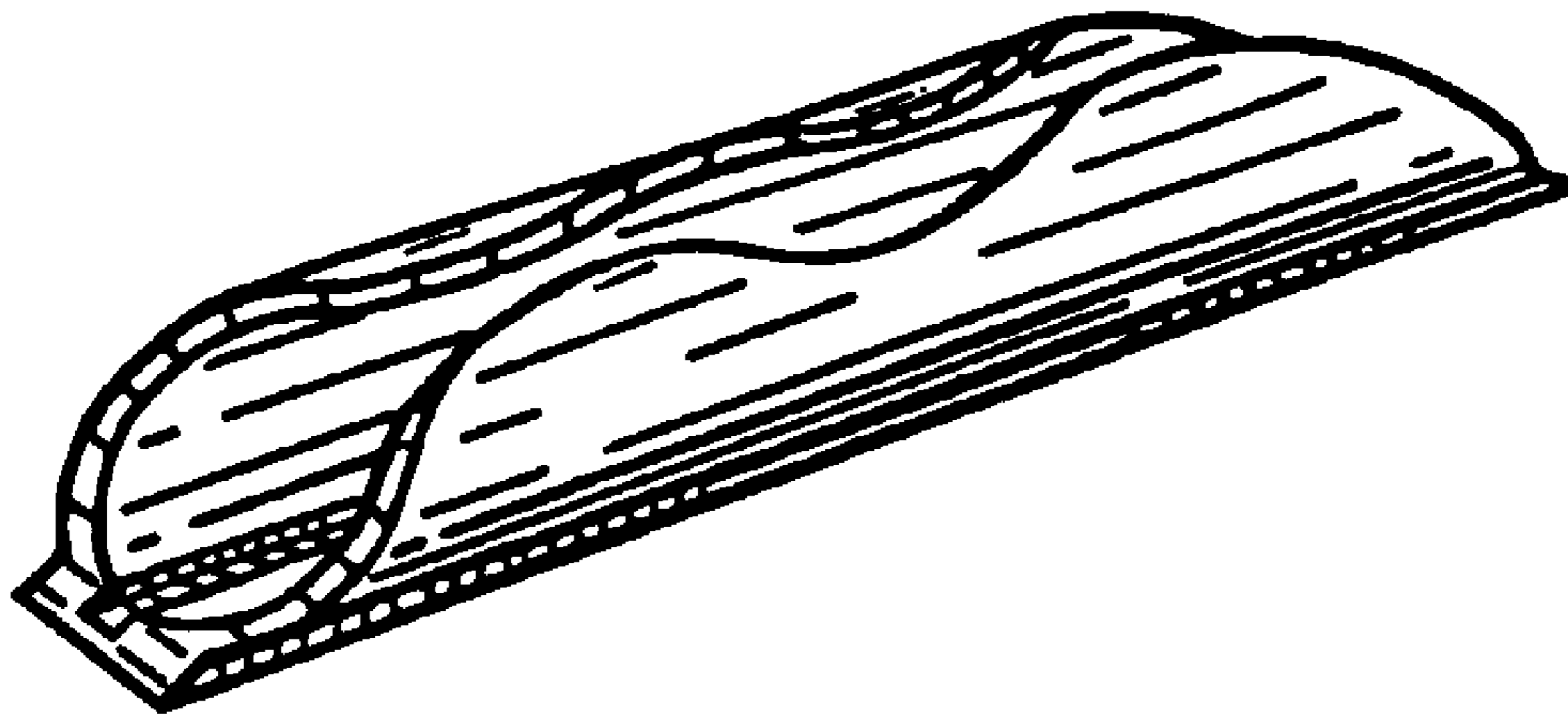
(57) **CLAIM**

The ornamental design for a surface-mount pen holder, substantially as shown.

**DESCRIPTION**

FIG. 1 is an isometric view from the front of a surface-mount pen holder incorporating the design; FIG. 2 is a top plan view thereof; FIG. 3 is a bottom plan view thereof; FIG. 4 is a left-side view thereof; FIG. 5 is a right-side view thereof; FIG. 6 is a front view thereof; and, FIG. 7 is a rear view thereof; and wherein the surface-mount pen holder is a flexible elastomeric material.

**1 Claim, 1 Drawing Sheet**



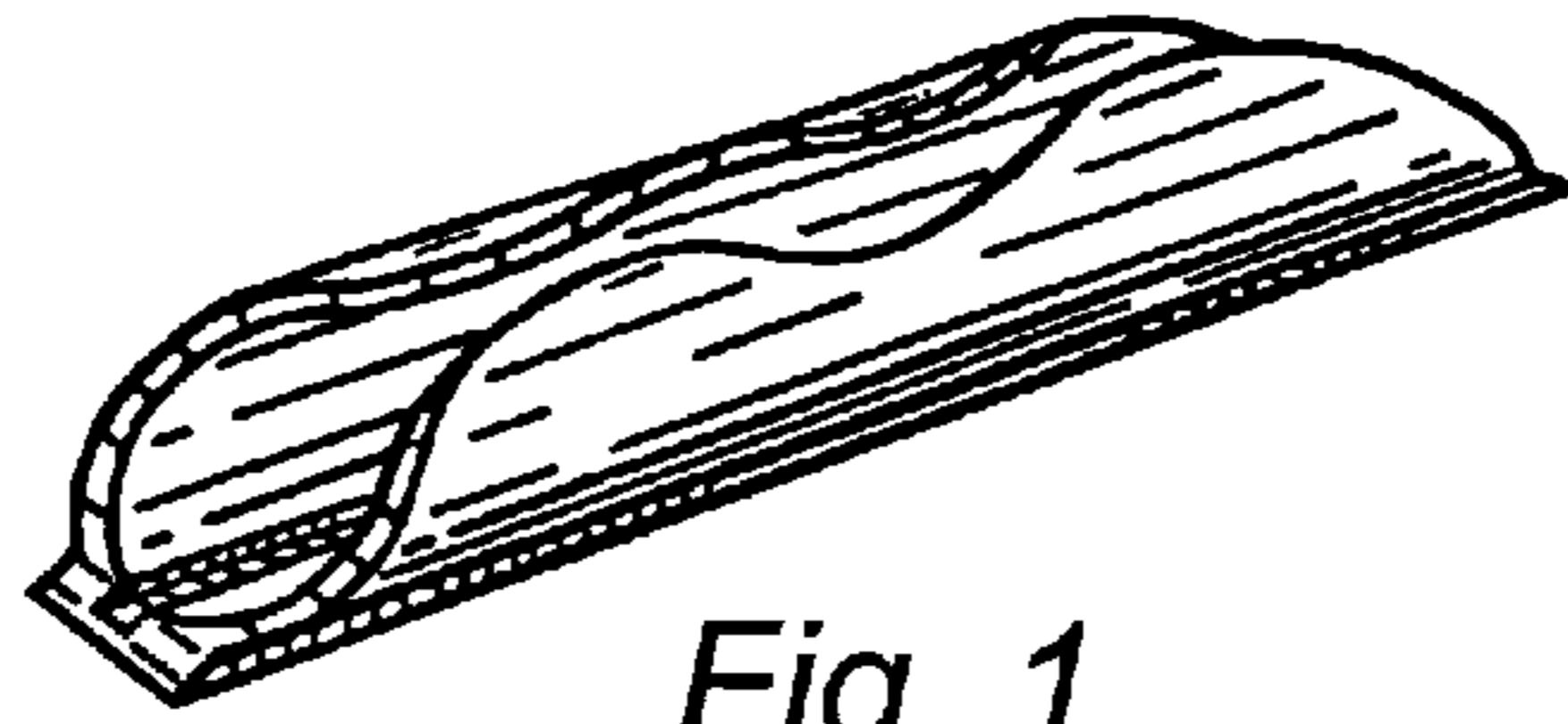


Fig. 1

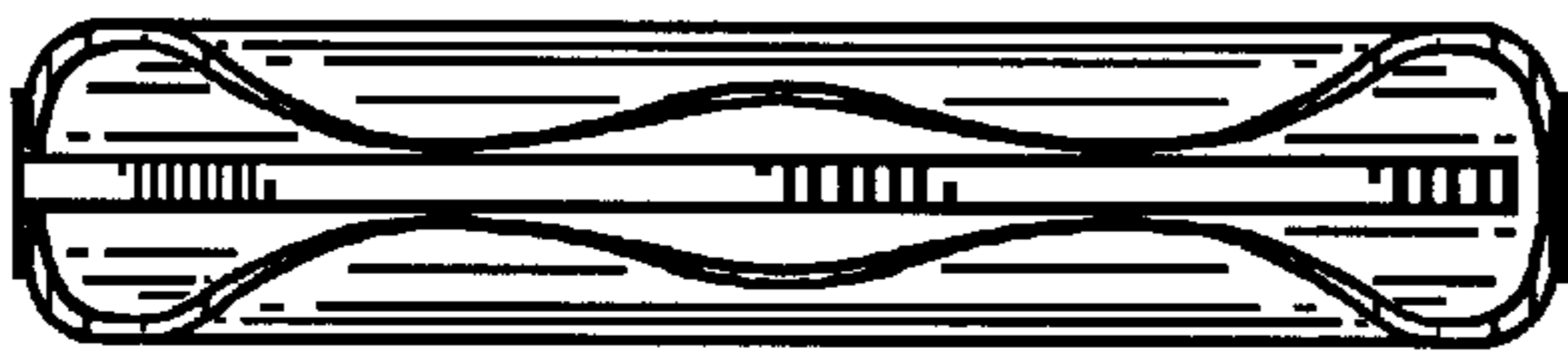


Fig. 2




Fig. 3



Fig. 4

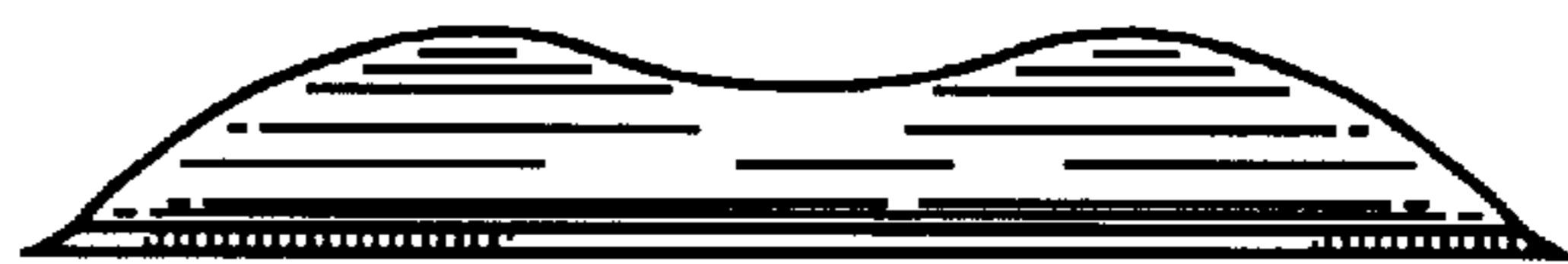


Fig. 5



Fig. 6

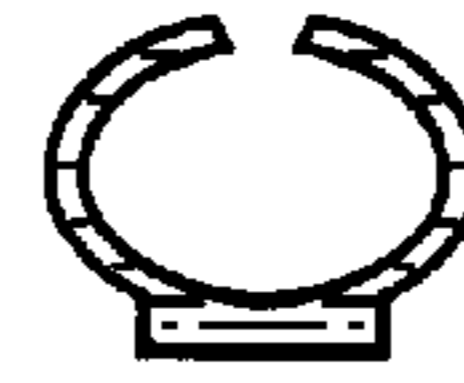


Fig. 7