



US00D486513S

(12) **United States Design Patent**  
**Ohashi**

(10) **Patent No.:** **US D486,513 S**

(45) **Date of Patent:** **\*\* Feb. 10, 2004**

(54) **CONTROL PANEL FOR PHOTOCOPIER**

(75) Inventor: **Hiroaki Ohashi**, Tokyo (JP)

(73) Assignee: **Canon Kabushiki Kaisha**, Tokyo (JP)

(\*\*) Term: **14 Years**

(21) Appl. No.: **29/176,642**

(22) Filed: **Feb. 27, 2003**

(30) **Foreign Application Priority Data**

Sep. 4, 2002 (JP) ..... 2002-023887

(51) **LOC (7) Cl.** ..... **16-03**

(52) **U.S. Cl.** ..... **D18/41**

(58) **Field of Search** ..... D18/4.1-4.5, 36-41,  
D18/7, 53-56; D14/462-471; 399/81, 75

(56) **References Cited**

**U.S. PATENT DOCUMENTS**

- D386,517 S \* 11/1997 Takahashi et al. .... D18/39
- D404,418 S \* 1/1999 Takeuchi ..... D18/39
- D408,843 S \* 4/1999 Kusanagi ..... D18/36

- D436,370 S \* 1/2001 Agata et al. .... D18/39
- D443,637 S \* 6/2001 Kusanagi et al. .... D18/53
- D451,124 S \* 11/2001 Isomoto ..... D18/39
- D477,839 S \* 7/2003 Agata ..... D18/41

\* cited by examiner

*Primary Examiner*—Caron D. Veynar

(74) *Attorney, Agent, or Firm*—Fitzpatrick, Cella, Harper & Scinto

(57) **CLAIM**

The ornamental design for a control panel for photocopier, as shown and described.

**DESCRIPTION**

FIG. 1 is a front view of a control panel for photocopier showing my new design;  
 FIG. 2 is a rear view thereof;  
 FIG. 3 is a top plan view thereof;  
 FIG. 4 is a bottom plan view thereof;  
 FIG. 5 is a left side view thereof;  
 FIG. 6 is a right side view thereof; and,  
 FIG. 7 is a perspective view thereof.

**1 Claim, 5 Drawing Sheets**

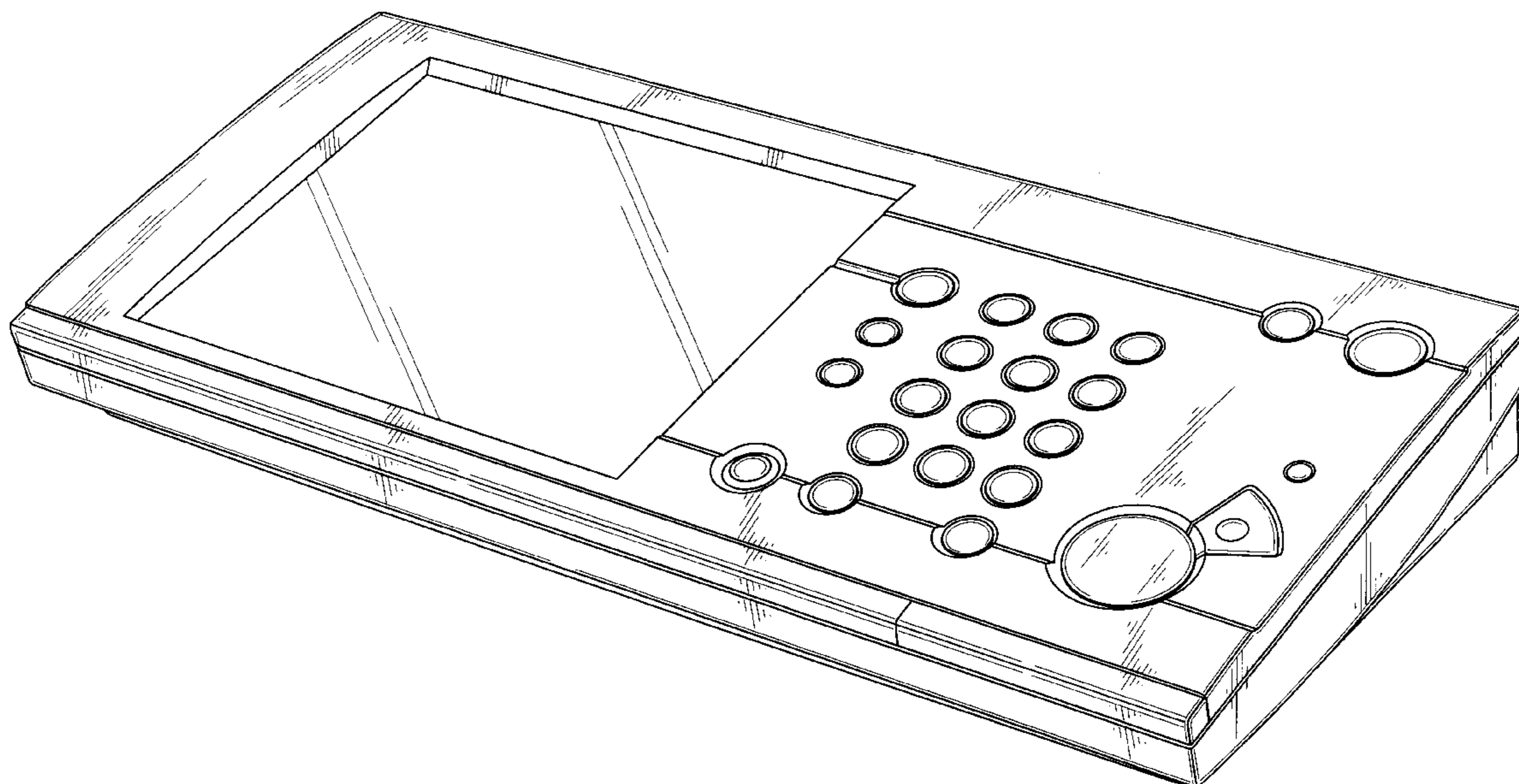


FIG. 1

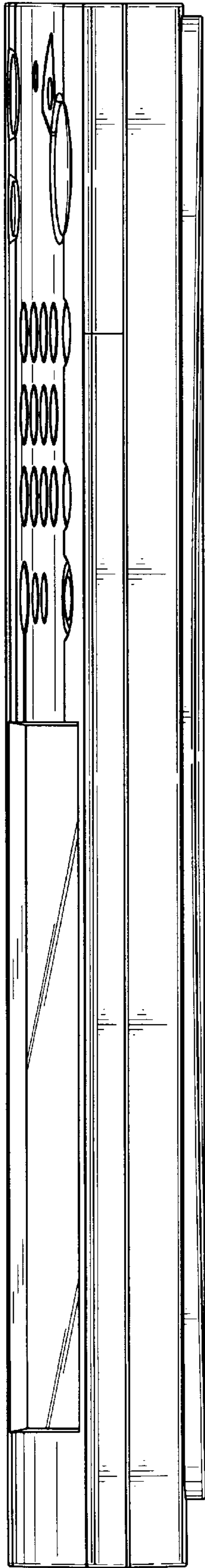


FIG. 2


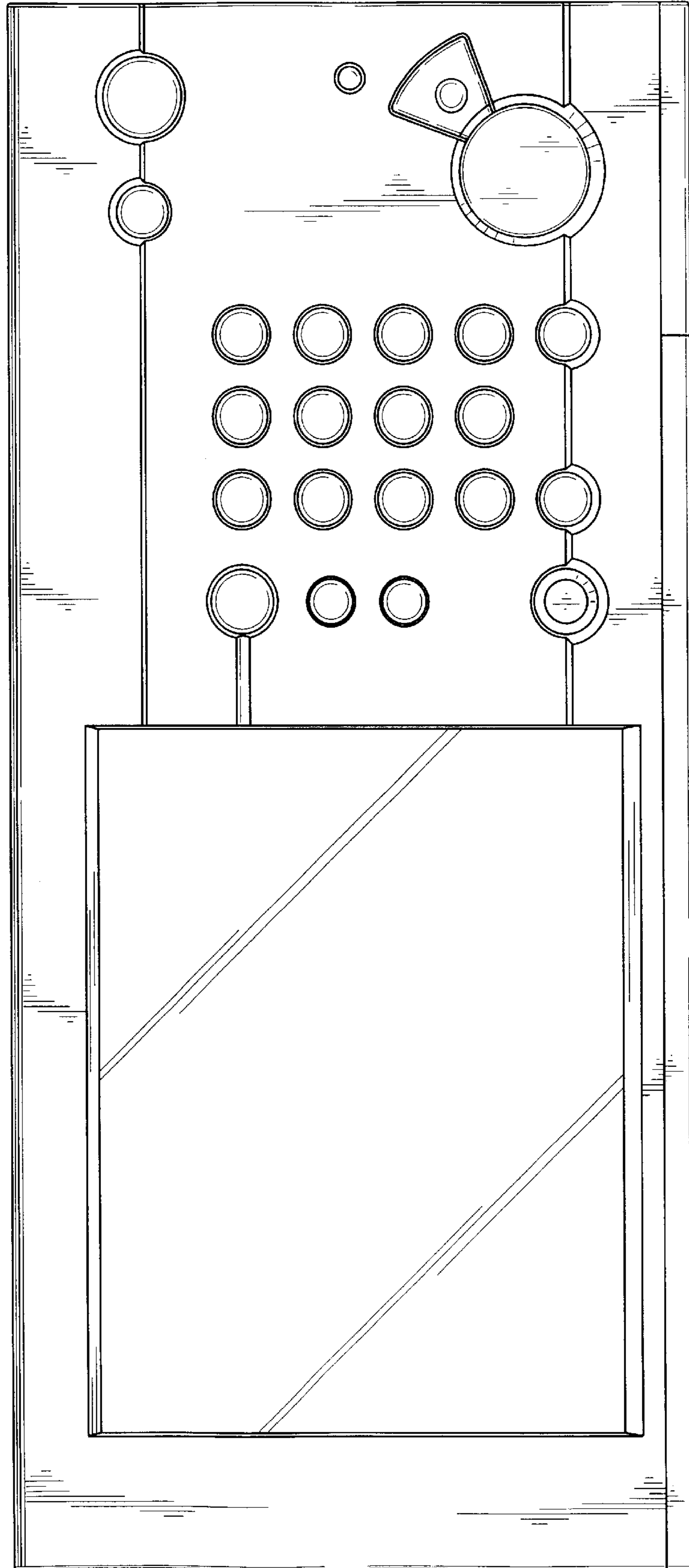



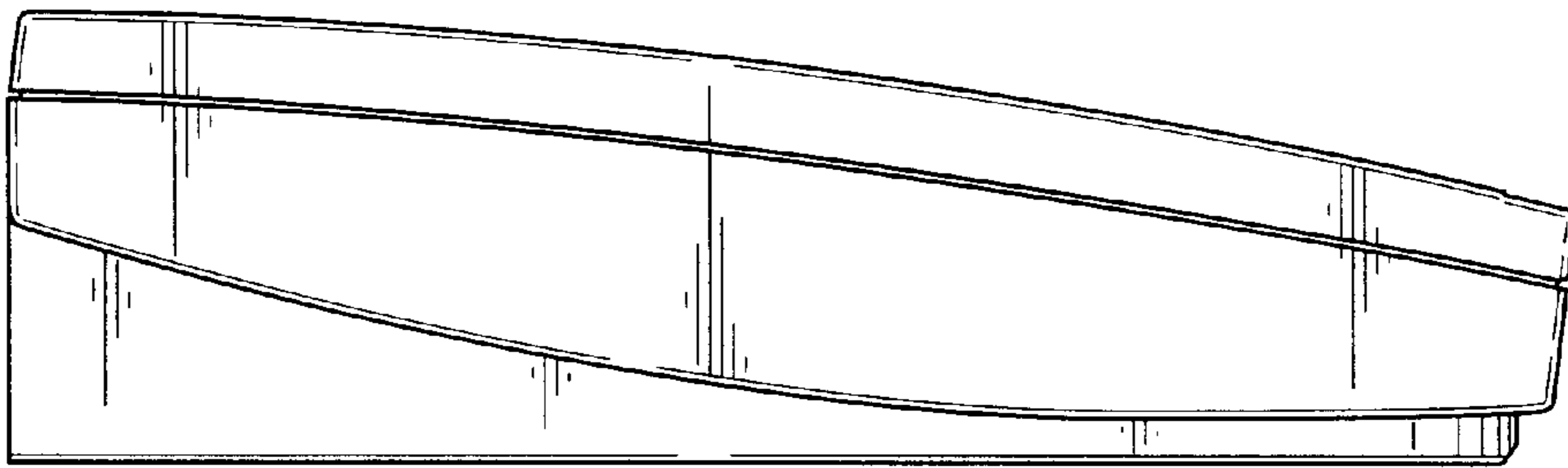
FIG. 3



*FIG. 4*



*FIG. 5*



*FIG. 6*

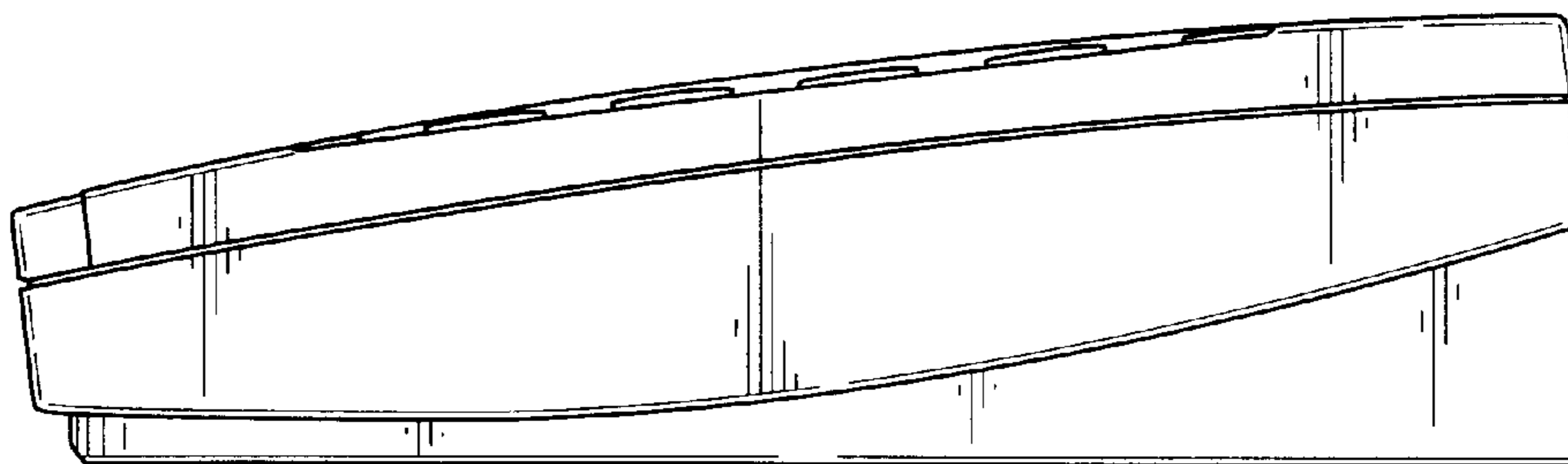




FIG. 7

