



US00D486502S

(12) **United States Design Patent**
Yuzuriha et al.

(10) **Patent No.:** **US D486,502 S**

(45) **Date of Patent:** **** Feb. 10, 2004**

(54) **POWER CULTIVATOR**

(75) Inventors: **Hiromi Yuzuriha**, Saitama (JP);
Masahiro Anzai, Saitama (JP); **Makoto Uchimi**, Saitama (JP)

(73) Assignee: **Honda Giken Kogyo Kabushiki Kaisha**, Tokyo (JP)

(**) Term: **14 Years**

(21) Appl. No.: **29/164,037**

(22) Filed: **Jul. 18, 2002**

(30) **Foreign Application Priority Data**

Jan. 21, 2002 (JP) 2002-001216

(51) **LOC (7) Cl.** **15-03**

(52) **U.S. Cl.** **D15/12**

(58) **Field of Search** D15/10-12; 172/42,
172/43, 250, 256

(56) **References Cited**

U.S. PATENT DOCUMENTS

D231,005 S * 3/1974 Noma et al. D15/12

D249,518 S * 9/1978 Cognata et al. D15/12
4,640,366 A * 2/1987 Saito 172/42
D416,026 S * 11/1999 Ohsumi et al. D15/12

* cited by examiner

Primary Examiner—Mitchell Siegel

(74) *Attorney, Agent, or Firm*—Armstrong, Westerman & Hattori, LLP

(57) **CLAIM**

The ornamental design for, power cultivator, as shown and described.

DESCRIPTION

FIG. 1 is a perspective view of power cultivator, showing our new design;
FIG. 2 is a front elevation view thereof;
FIG. 3 is a rear elevation view thereof;
FIG. 4 is a top plan view of thereof;
FIG. 5 is a bottom plan view thereof
FIG. 6 is a right side elevation view thereof; and,
FIG. 7 is a left side elevation view thereof.

1 Claim, 7 Drawing Sheets




FIG 1



FIG 2




FIG 3




FIG 4

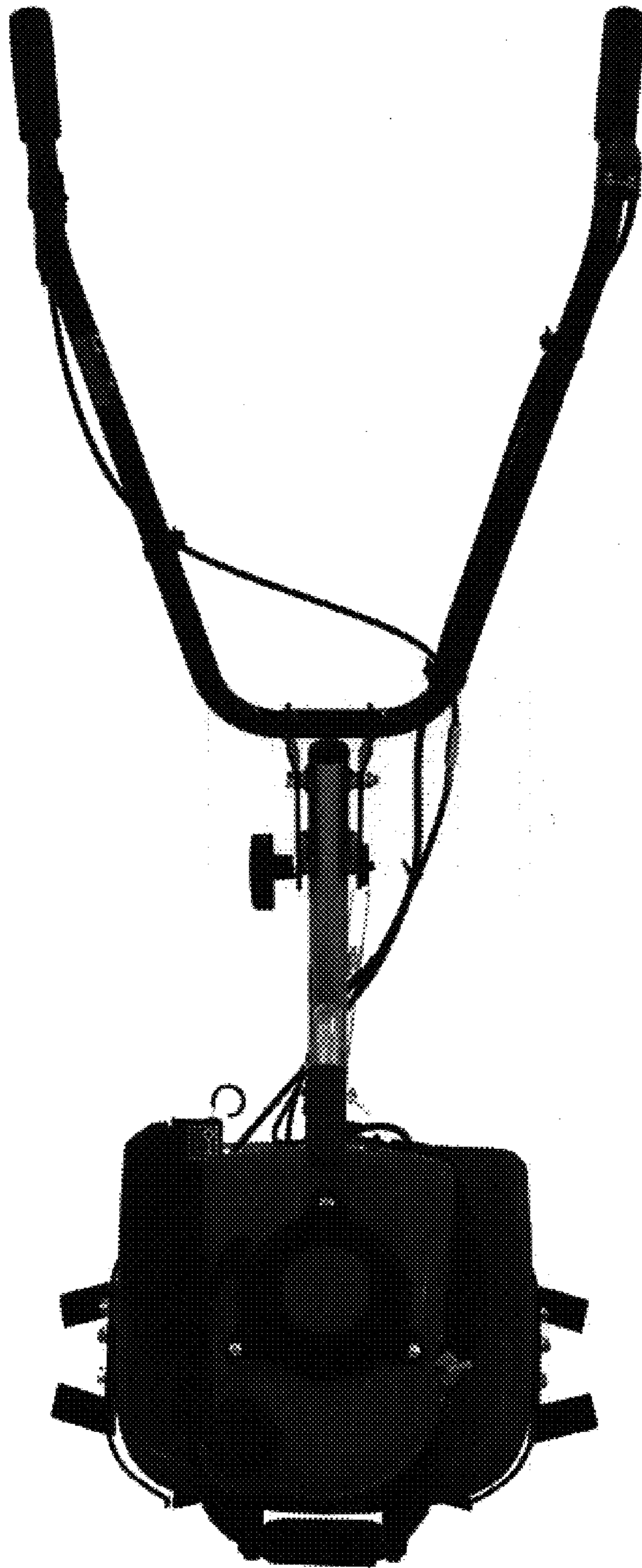


FIG 5




FIG 6




FIG 7

