



US00D486497S

(12) **United States Design Patent**
Majeski

(10) **Patent No.:** **US D486,497 S**

(45) **Date of Patent:** **** Feb. 10, 2004**

(54) **RECEPTACLE FOR A TRACKBALL MOUSE**

D439,910 S * 4/2001 Tonizzo et al. D14/457

* cited by examiner

(76) Inventor: **Bruce Douglas Majeski**, 54756
Bonnethill Trail, Mishawaka, IN (US)
46545

Primary Examiner—Kay H. Chin
(74) *Attorney, Agent, or Firm*—Leo H McCormick, Jr.

(**) Term: **14 Years**

(57) **CLAIM**

(21) Appl. No.: **29/178,168**

The ornamental design for a receptacle for a trackball mouse, as shown and described.

(22) Filed: **Mar. 21, 2003**

DESCRIPTION

(51) **LOC (7) Cl.** **14-02**

(52) **U.S. Cl.** **D14/457**

(58) **Field of Search** D14/402-410,
D14/432, 457; 206/305; 222/387

FIG. 1 is a top view of a receptacle for a trackball mouse showing my new design;
FIG. 2 is a side plan view thereof;
FIG. 3 is a bottom view thereof;
FIG. 4 is a front plan view thereof; and,
FIG. 5 is a rear plan view thereof.

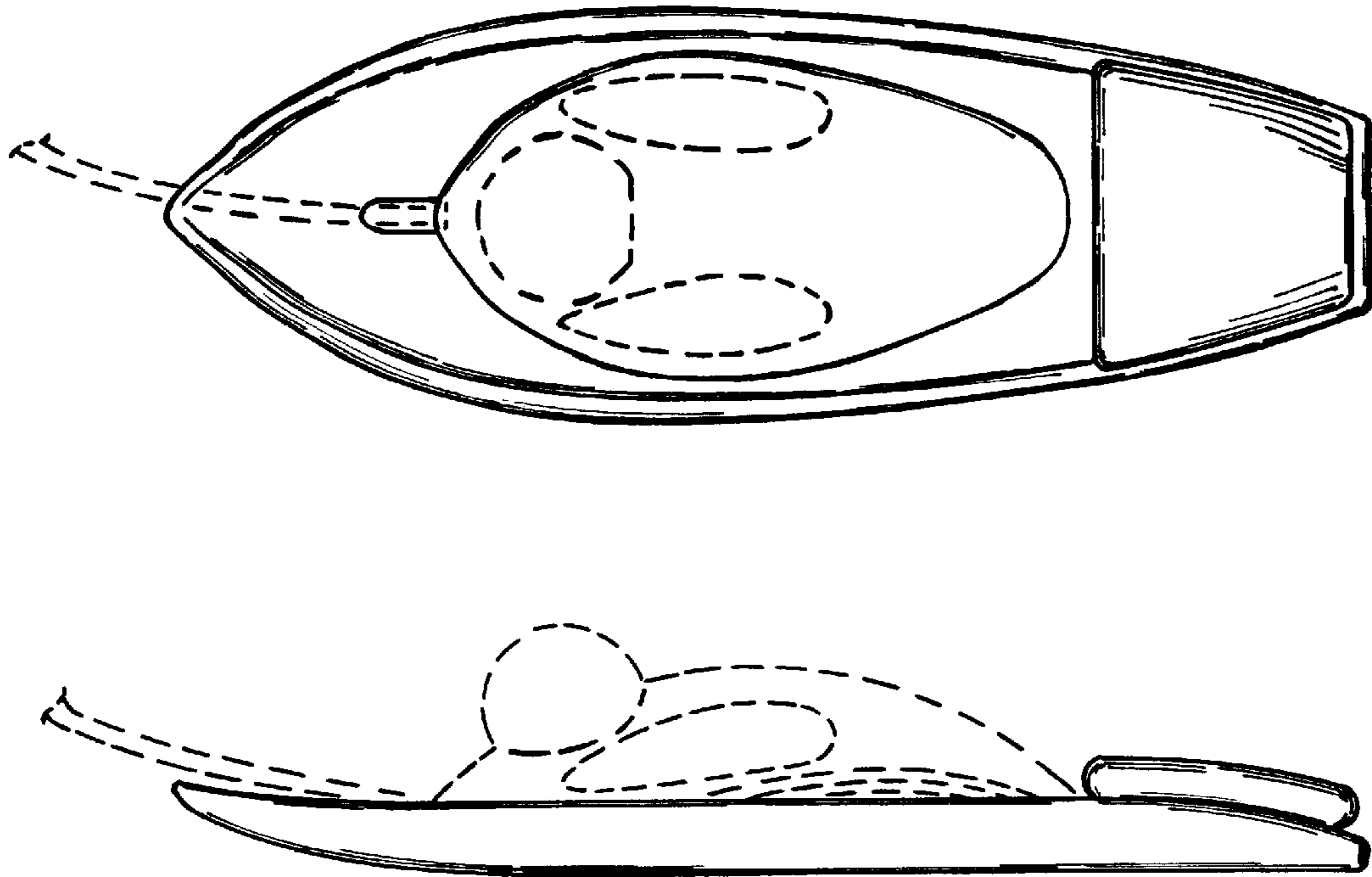
(56) **References Cited**

U.S. PATENT DOCUMENTS

338,053 A * 3/1886 Freely 222/387
5,409,107 A * 4/1995 Browne 206/305
D400,518 S * 11/1998 Cullen D14/403

The trackball mouse shown by the dashed lines in FIGS. 1, 2, 4 and 5 is included to illustrate an associated environment and forms no part of the claimed invention.

1 Claim, 1 Drawing Sheet



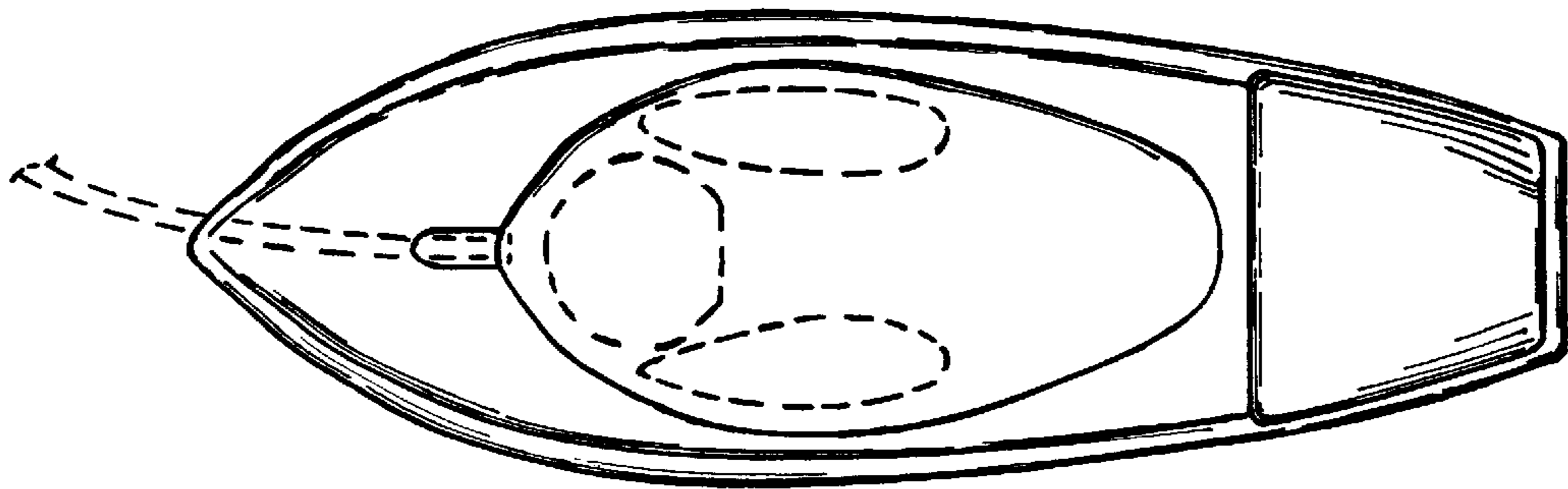


FIG. 1




FIG. 2




FIG. 3




FIG. 4




FIG. 5