



US00D486493S

(12) **United States Design Patent**
Yang

(10) **Patent No.:** **US D486,493 S**

(45) **Date of Patent:** **** Feb. 10, 2004**

(54) **COMPUTER PANEL**

(75) Inventor: **Kung-Chung Yang**, Chung Ho (TW)

(73) Assignee: **Jet Way Information Co., Ltd.**, Taipei Hsien (TW)

(**) Term: **14 Years**

(21) Appl. No.: **29/178,243**

(22) Filed: **Mar. 25, 2003**

(51) **LOC (7) Cl.** **14-02**

(52) **U.S. Cl.** **D14/441**

(58) **Field of Search** D14/441-446;
D13/162, 184, 199; 312/223.2; 361/690-696

(56) **References Cited**

U.S. PATENT DOCUMENTS

- D395,879 S * 7/1998 Drechsler et al. D14/442
- D410,912 S * 6/1999 Bloch et al. D14/445
- D425,878 S * 5/2000 Otis et al. D14/444

D431,249 S * 9/2000 Wong et al. D14/445

* cited by examiner

Primary Examiner—Freda Nunn

(74) *Attorney, Agent, or Firm*—Leong C. Lei

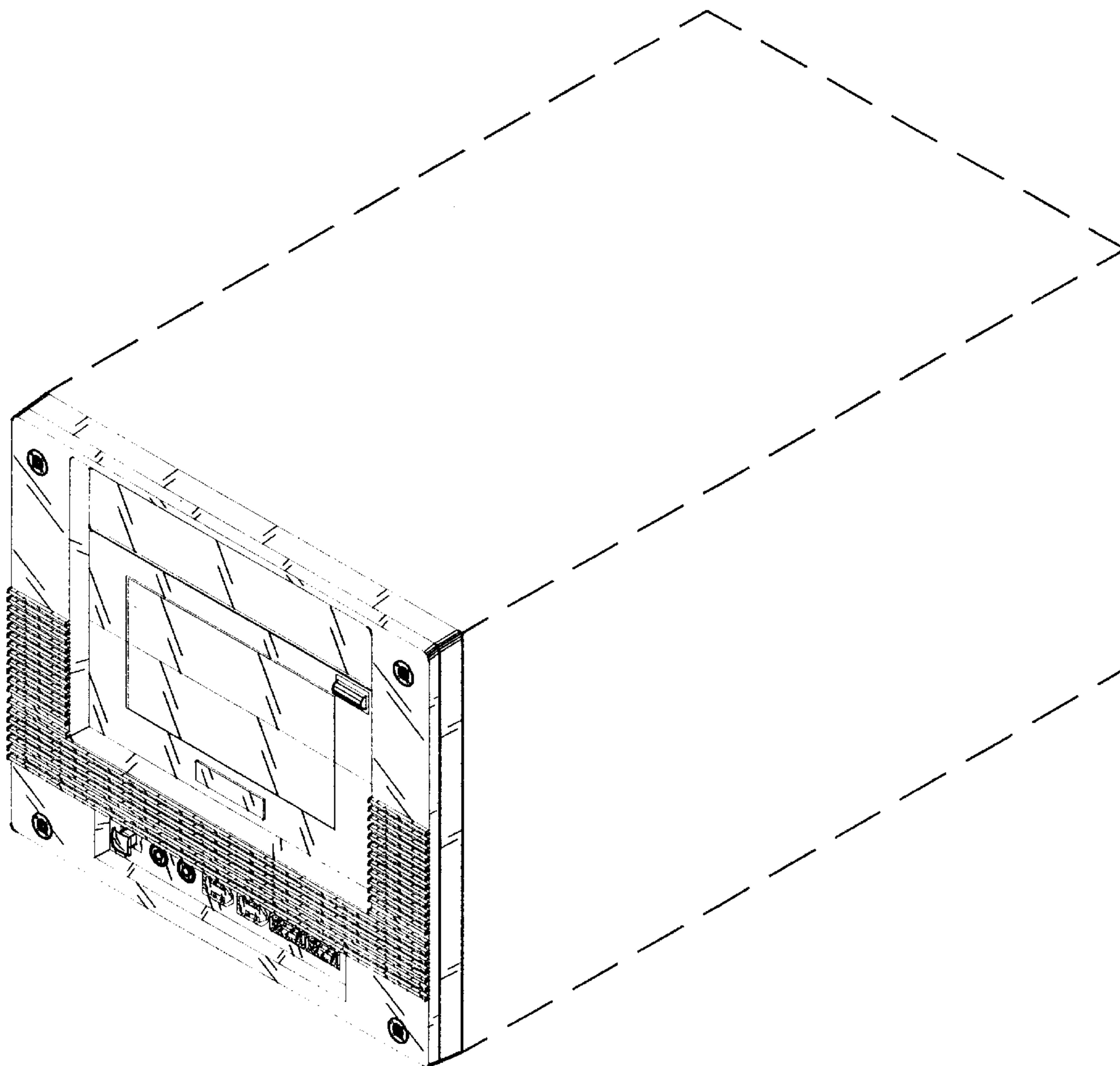
(57) **CLAIM**

The ornamental design for a computer panel, as shown and described.

DESCRIPTION

FIG. 1 is perspective view of a computer panel showing my new design;
 FIG. 2 is a front side elevation view thereof;
 FIG. 3 is a left side elevation view thereof;
 FIG. 4 is a right side elevation view thereof;
 FIG. 5 is a top view thereof; and,
 FIG. 6 is a bottom plan view thereof.
 The broken lines are shown in the figures for illustrative purposes only and form no part of the claimed design.

1 Claim, 5 Drawing Sheets



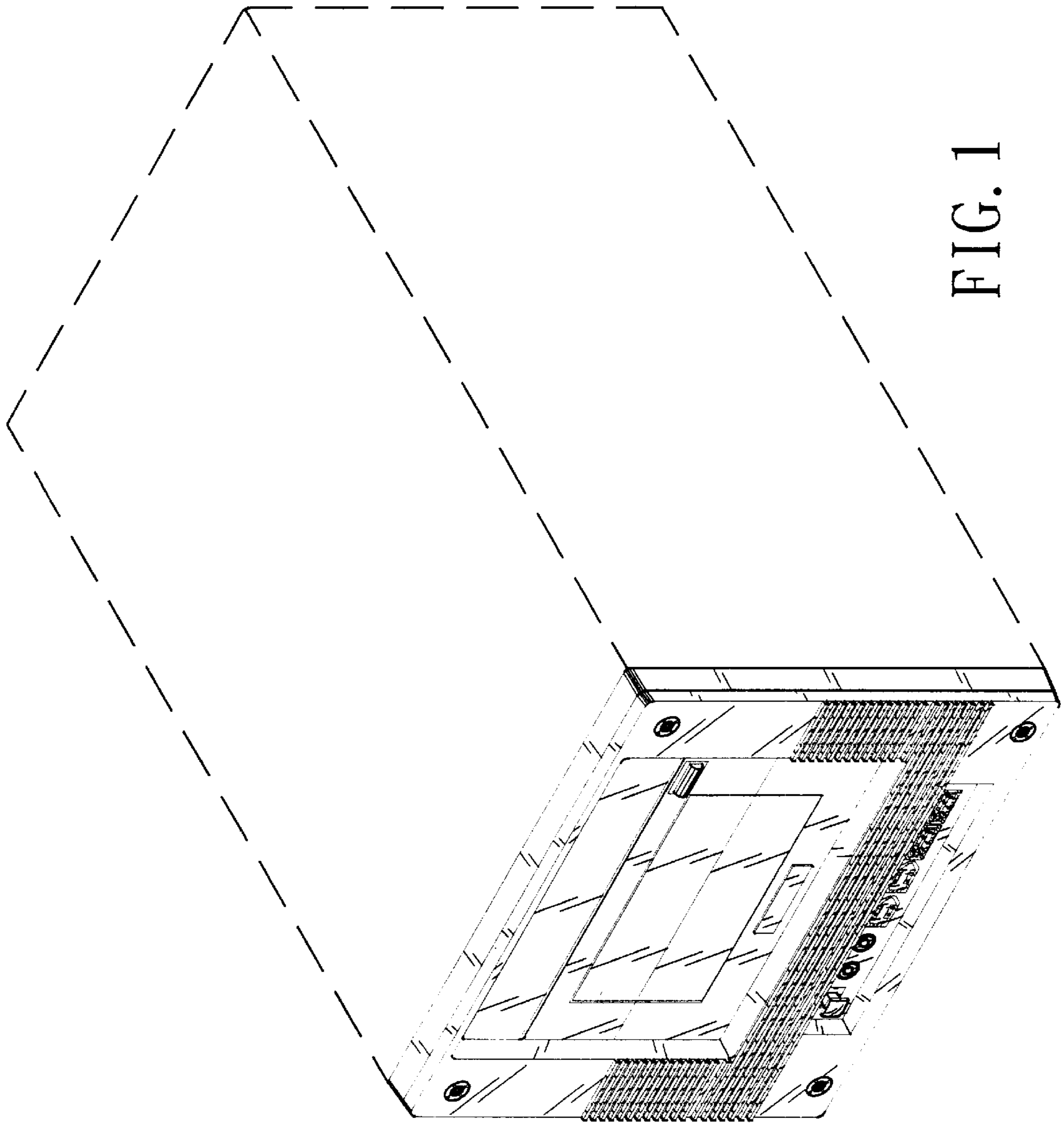


FIG. 1

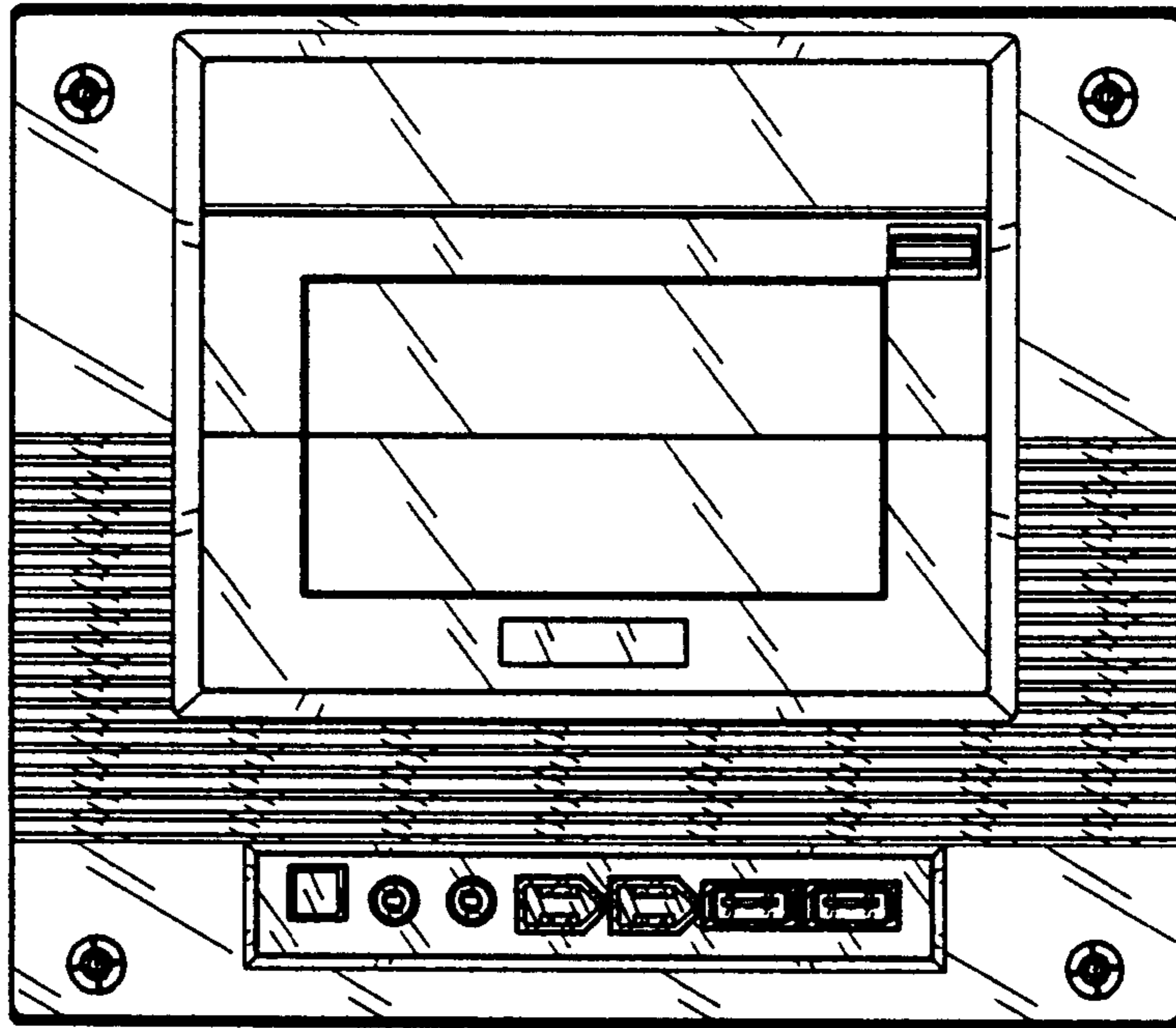


FIG. 2




FIG. 3




FIG. 4




FIG. 5




FIG. 6