



US00D486483S

(12) **United States Design Patent**
Bloomberg et al.

(10) **Patent No.:** **US D486,483 S**

(45) **Date of Patent:** **** Feb. 10, 2004**

(54) **TELEPHONE HANDSET**

(75) Inventors: **Michael R. Bloomberg**, New York, NY (US); **Helmars E. Ozolins**, Orient, NY (US); **Alfonso Castagna**, Etobicoke (CA); **Dennis L. Kappen**, Mississauga (CA)

(73) Assignee: **Bloomberg LP**, New York, NY (US)

(**) Term: **14 Years**

(21) Appl. No.: **29/154,401**

(22) Filed: **Jan. 22, 2002**

(51) **LOC (7) Cl.** **14-03**

(52) **U.S. Cl.** **D14/248; D14/138; D14/144; D14/384**

(58) **Field of Search** D14/137, 191, D14/138, 218, 147-148, 247-248, 144, 384, 341-347, 192, 196; 379/433.01-433.13, 419, 434, 428.01-428.04, 420.01-420.04, 440; 455/550-575, 90; D21/517; 382/124; D10/104, 106

(56) **References Cited**

U.S. PATENT DOCUMENTS

D135,540	S	*	4/1943	Mitchell	D14/137
D167,828	S	*	9/1952	Florac	D14/194
D210,668	S	*	4/1968	Janda	D14/248
D238,584	S	*	1/1976	Goldman	D14/137
D243,861	S	*	3/1977	Akazawa	D14/137
D247,434	S	*	3/1978	Hampf	D14/191
D256,239	S	*	8/1980	Ota	D14/138
D258,881	S	*	4/1981	Ota	D14/248
4,461,033	A	*	7/1984	Todo	455/78
D275,754	S	*	10/1984	Matsuda et al.	D14/218
D285,199	S	*	8/1986	Hocking et al.	D14/248
D299,647	S	*	1/1989	Davies	D14/248
D302,688	S	*	8/1989	Toth et al.	D14/137
D306,163	S	*	2/1990	Soren et al.	D14/138

(List continued on next page.)

FOREIGN PATENT DOCUMENTS

DE	198 32 638	7/1998
EP	0 969 644	6/1999
WO	WO 98 11750	3/1998
WO	WO 01 45283	6/2001

OTHER PUBLICATIONS

w4.seimens.de—Fingerprint—Handy <<http://w4seimens.de/newsline.d/pressfor/end99101.htm>> (visited Jan. 24, 2002), 5 pp.

w4.seimens.de—Newsdesk (http://w4.seimens.de/newsline.d/pressfor/e_9910_d.htm) (visited Jan. 25, 2002), 2 pp.

Primary Examiner—Jeffrey Asch

(74) *Attorney, Agent, or Firm*—Brown Raysman Millstein Felder & Steiner

(57) **CLAIM**

The ornamental design for a telephone handset, as shown and described.

DESCRIPTION

FIG. 1 is a front perspective view of a telephone handset showing our new design;

FIG. 2 is a front view thereof;

FIG. 3 is a left side view thereof, the right side view being a mirror image thereof;

FIG. 4 is a top view thereof;

FIG. 5 is a back view thereof;

FIG. 6 is a bottom view thereof;

FIG. 7 is a front perspective view of a telephone handset showing another embodiment of our new design;

FIG. 8 is a front view thereof;

FIG. 9 is a left side view thereof, the right side view being a mirror image thereof;

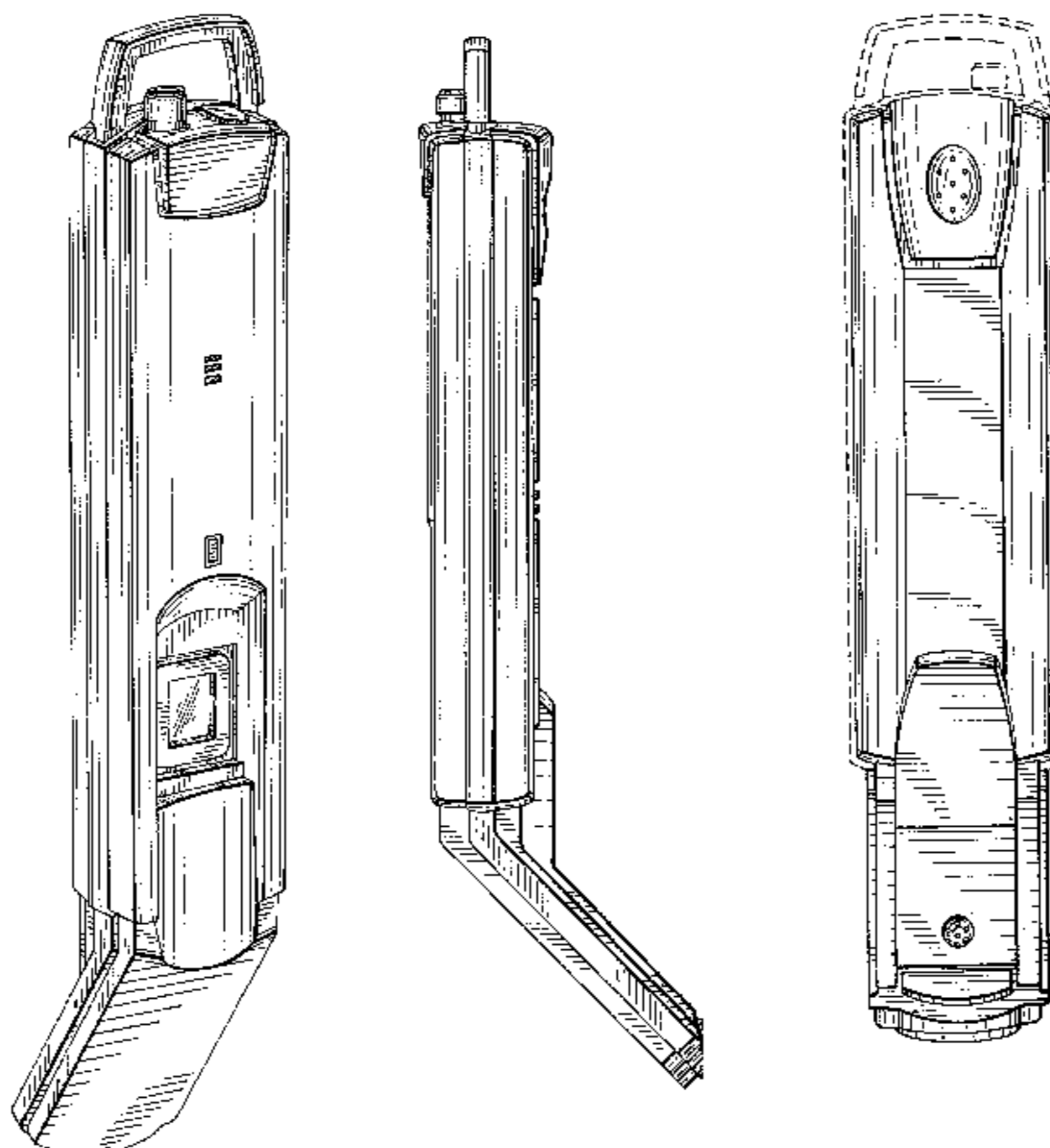
FIG. 10 is a top view thereof;

FIG. 11 is a back view thereof; and,

FIG. 12 is a bottom view thereof.

The contours shown in broken lines are for the purposes of illustration, but do not form part of the claimed design.

1 Claim, 6 Drawing Sheets



US D486,483 S

Page 2

U.S. PATENT DOCUMENTS

D308,863 S	*	6/1990	Soren et al.	D14/384	D418,517 S	*	1/2000	IP	D14/248
D309,301 S	*	7/1990	Soren et al.	D14/138	6,061,463 A	*	5/2000	Metz et al.	382/124
D317,310 S	*	6/1991	Schwartz	D14/218	6,088,585 A		7/2000	Schmitt et al.		
D327,064 S	*	6/1992	Ditzig et al.	D14/148	D429,725 S	*	8/2000	Morimiya	D14/384
D330,023 S	*	10/1992	Kikuchi et al.	D14/138	6,141,436 A		10/2000	Srey et al.		
5,422,656 A	*	6/1995	Allard et al.	345/173	D433,413 S	*	11/2000	Rozenberg et al.	D14/402
D362,252 S	*	9/1995	Ansell et al.	D14/144	6,177,950 B1		1/2001	Robb		
D364,616 S	*	11/1995	Oda et al.	D14/138	D440,568 S	*	4/2001	Rozenberg	D14/402
D373,318 S	*	9/1996	Berch et al.	D10/106	6,219,793 B1		4/2001	Li et al.		
D375,057 S	*	10/1996	Heun	D10/104	6,249,672 B1		6/2001	Castiel		
D382,862 S	*	8/1997	Nakayama et al.	D14/384	D444,454 S	*	7/2001	Hanna et al.	D14/138
D391,568 S	*	3/1998	Carlson	D14/138	D450,675 S	*	11/2001	Kim et al.	D14/138
5,822,703 A	*	10/1998	Araki	455/550	6,327,376 B1	*	12/2001	Harkin	382/124
D405,796 S	*	2/1999	Uehara	D14/218	D454,869 S	*	3/2002	Becker et al.	D14/248
5,872,834 A		2/1999	Teitelbaum			D459,332 S	*	6/2002	Peiker	D14/147
D407,396 S	*	3/1999	Ogasawara	D14/138	D466,119 S	*	11/2002	Funahashi et al.	D14/384
D407,703 S	*	4/1999	Stokes	D14/147	6,483,929 B1	*	11/2002	Murakami et al.	382/115
D413,328 S	*	8/1999	Kazama	D14/218	2002/0003892		1/2002	Iwanaga		
5,970,405 A	*	10/1999	Kaplan et al.	455/410						

* cited by examiner




FIG. 1

FIG. 2

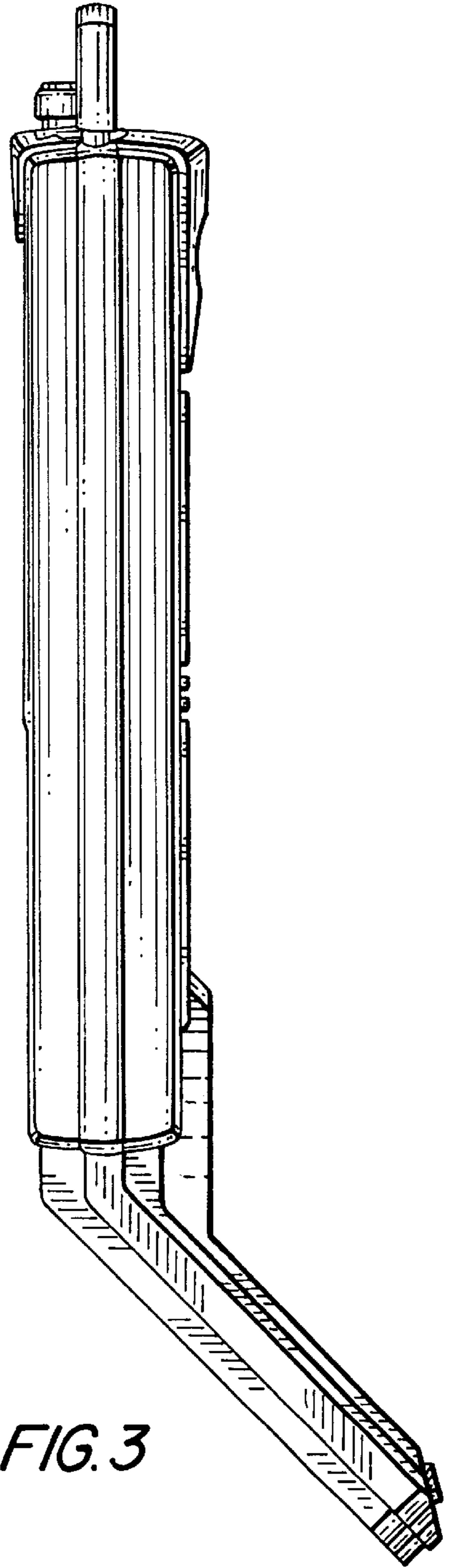
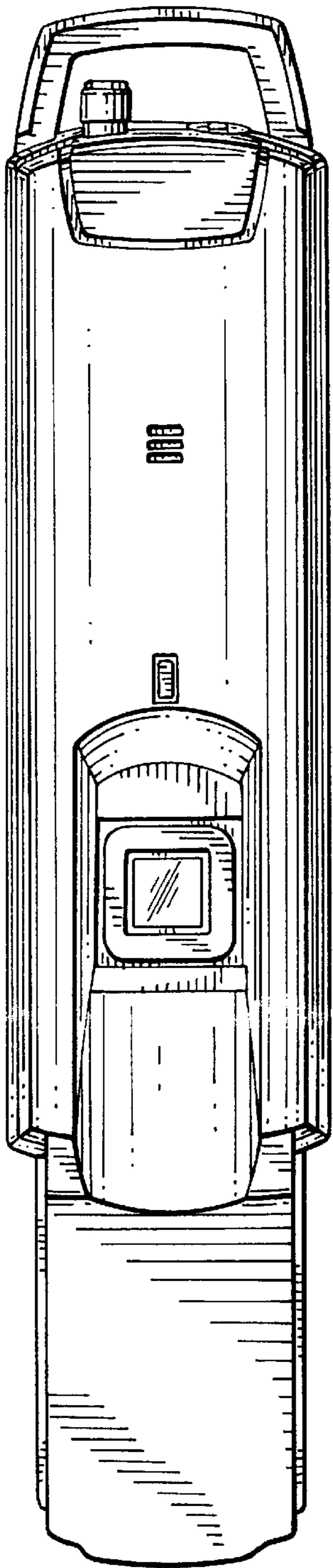


FIG. 3

FIG. 4

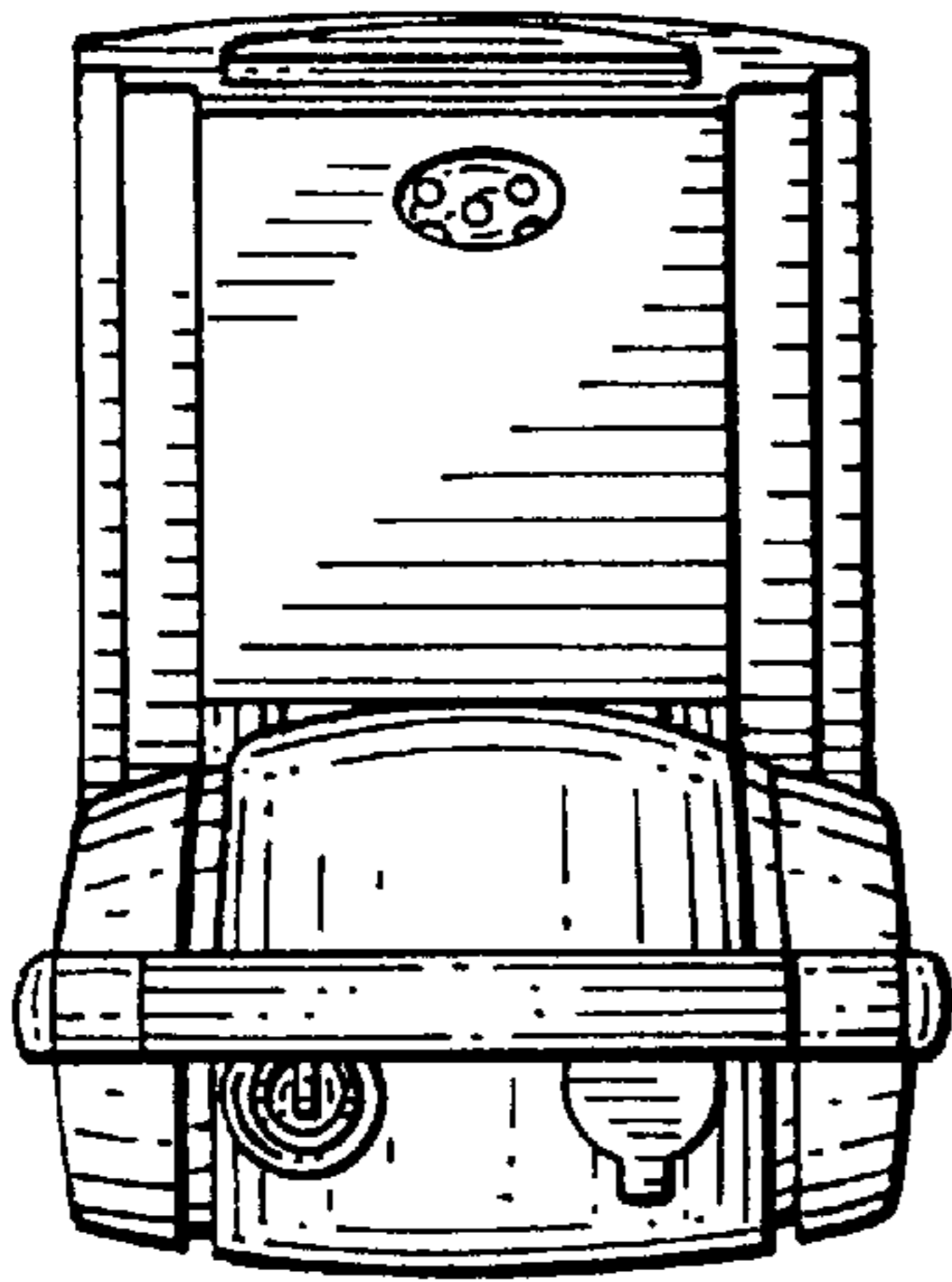


FIG. 5

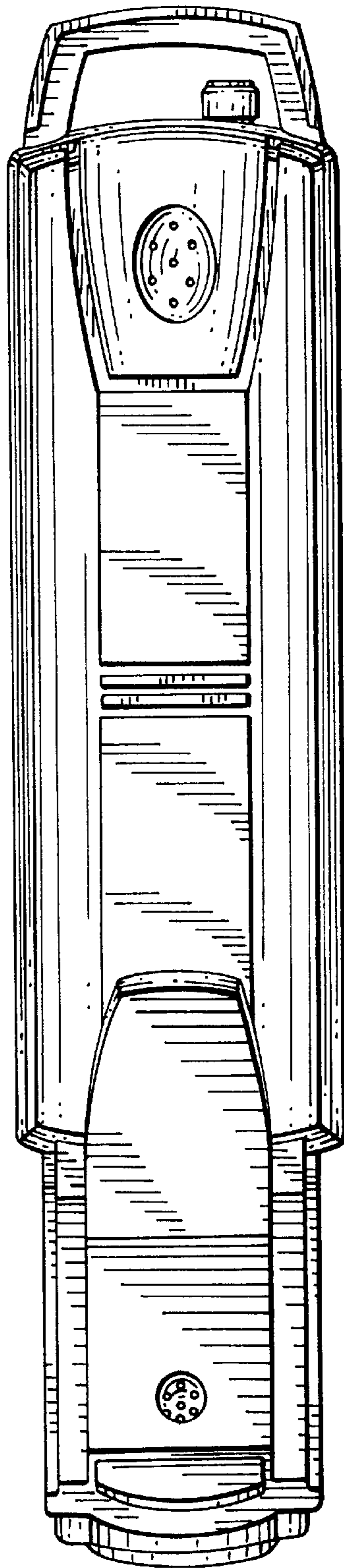


FIG. 6

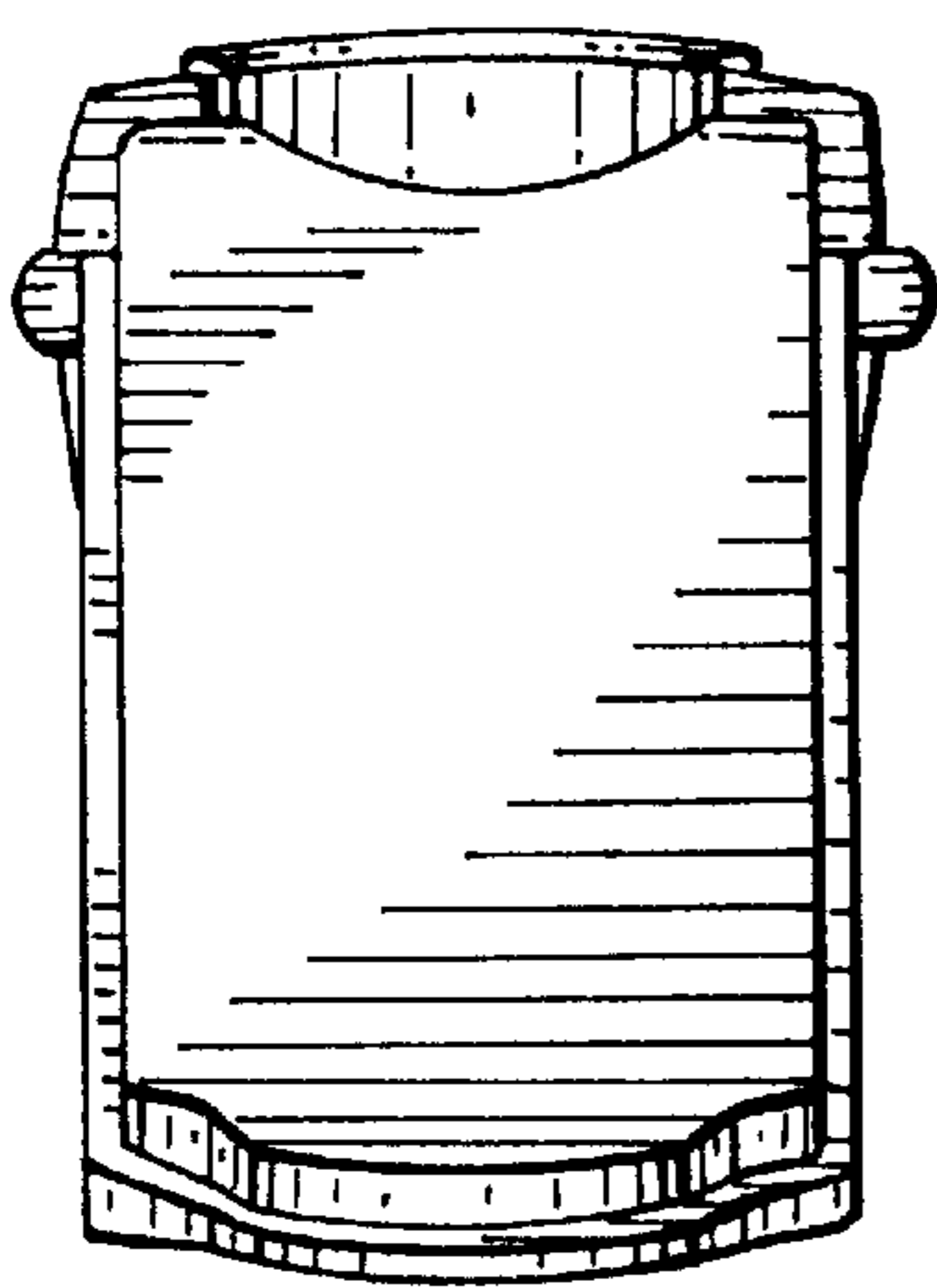


FIG. 7




FIG. 8




FIG. 9

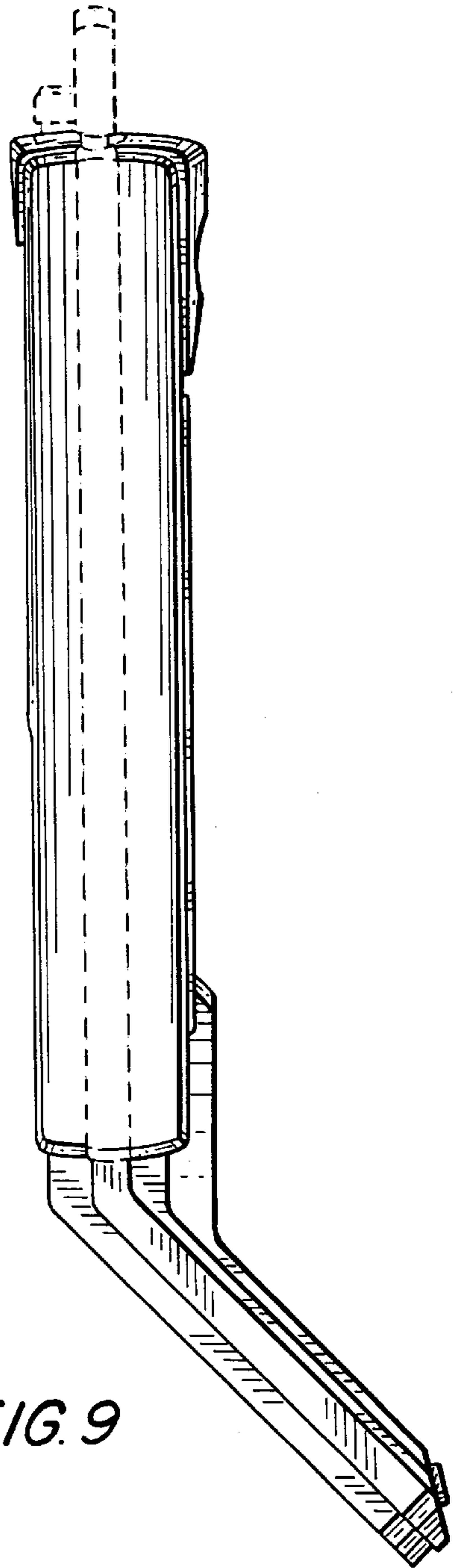


FIG. 10

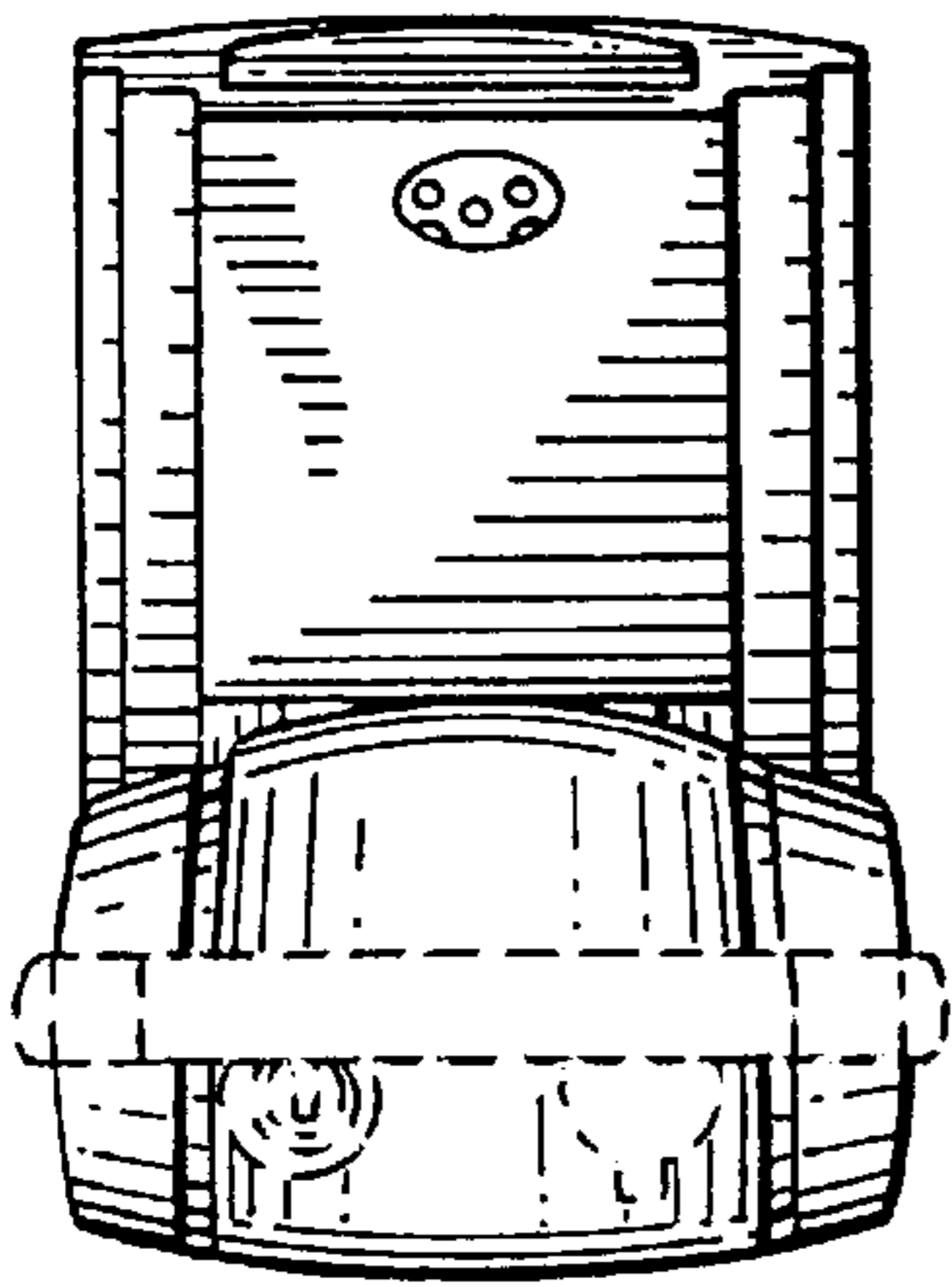


FIG. 11

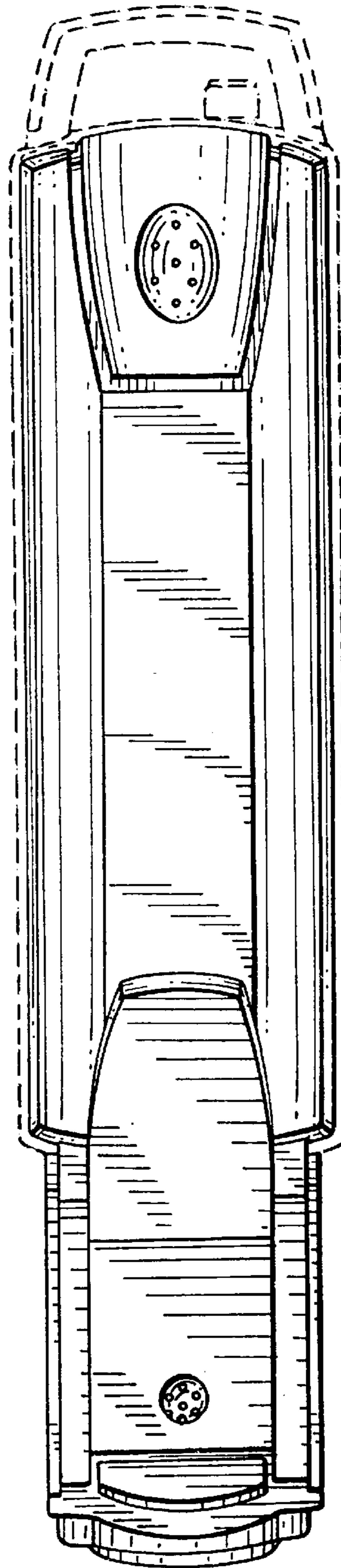


FIG. 12

