



US00D486477S

(12) **United States Design Patent**  
**Hayles**

(10) **Patent No.:** **US D486,477 S**

(45) **Date of Patent:** **\*\* Feb. 10, 2004**

(54) **DUAL AUDIO ACCESSORY CONNECTOR**

FOREIGN PATENT DOCUMENTS

(76) Inventor: **German E. Hayles**, 34 Montgomery Pl., Unit 1B, Brooklyn, NY (US) 11215

WO DM/048486 \* 7/1999

(\*\*) Term: **14 Years**

\* cited by examiner

*Primary Examiner*—Nanda Bondade

(21) Appl. No.: **29/171,589**

(57) **CLAIM**

(22) Filed: **Nov. 25, 2002**

The ornamental design for a dual audio accessory connector, as shown and described.

(51) **LOC (7) Cl.** ..... **14-99**

**DESCRIPTION**

(52) **U.S. Cl.** ..... **D14/217; D13/133**

(58) **Field of Search** ..... D13/133, 146, D13/147, 154; D14/217, 288; 439/668, 669, 166, 891; 455/217, 307, 312

FIG. 1 is a front view of a dual audio accessory connector showing my new design.

FIG. 2 is a side view of the dual audio accessory connector.

FIG. 3 is a top view of the dual audio accessory connector; and,

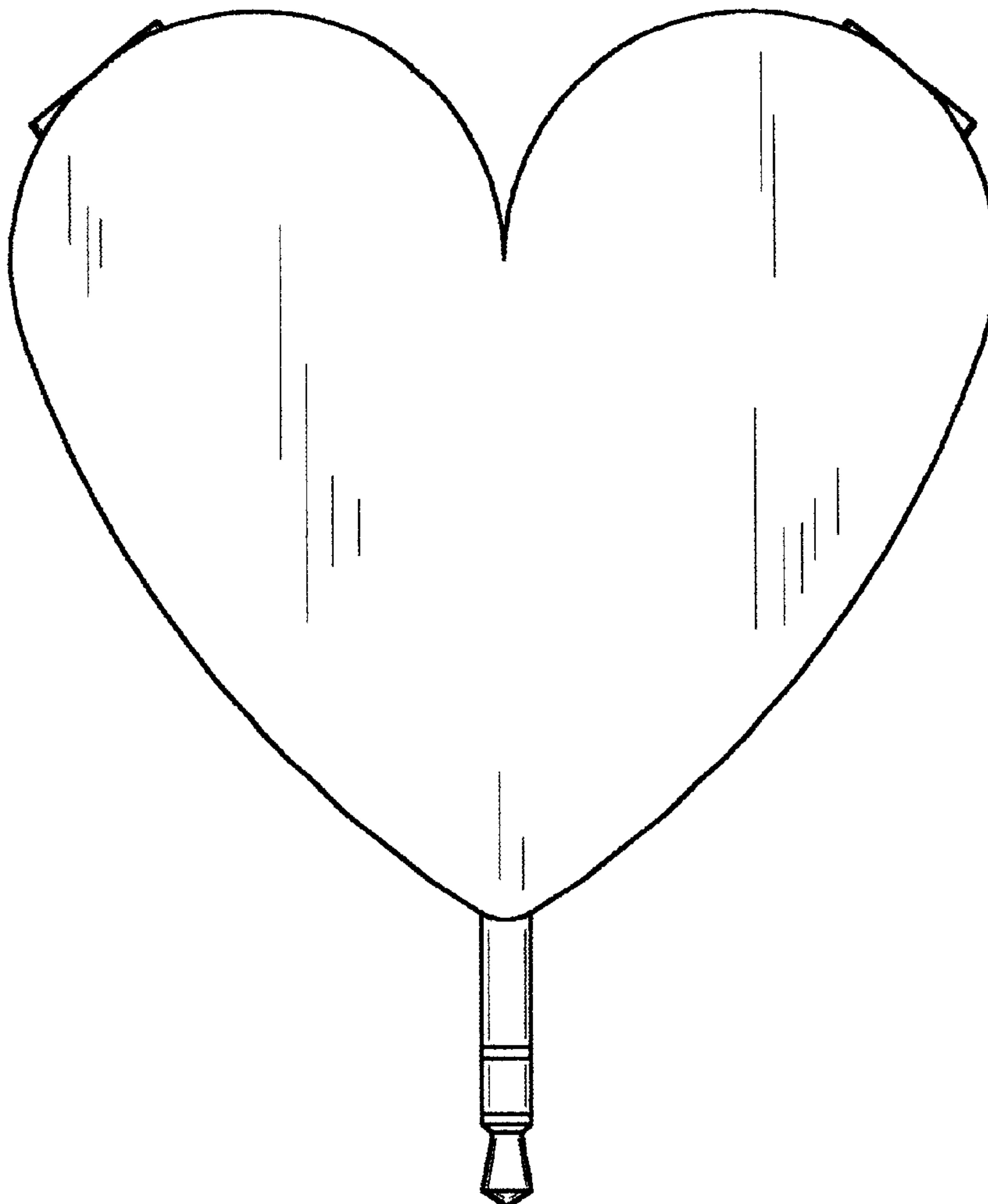
FIG. 4 is a bottom view of the dual audio accessory connector.

(56) **References Cited**

**U.S. PATENT DOCUMENTS**

4,110,696	A	*	8/1978	Meeks	.....	455/307
5,261,839	A	*	11/1993	Franks, Jr.	.....	439/669
D402,632	S	*	12/1998	Richards et al.	.....	D13/154
D434,003	S	*	11/2000	Brisson	.....	D13/146

**1 Claim, 1 Drawing Sheet**



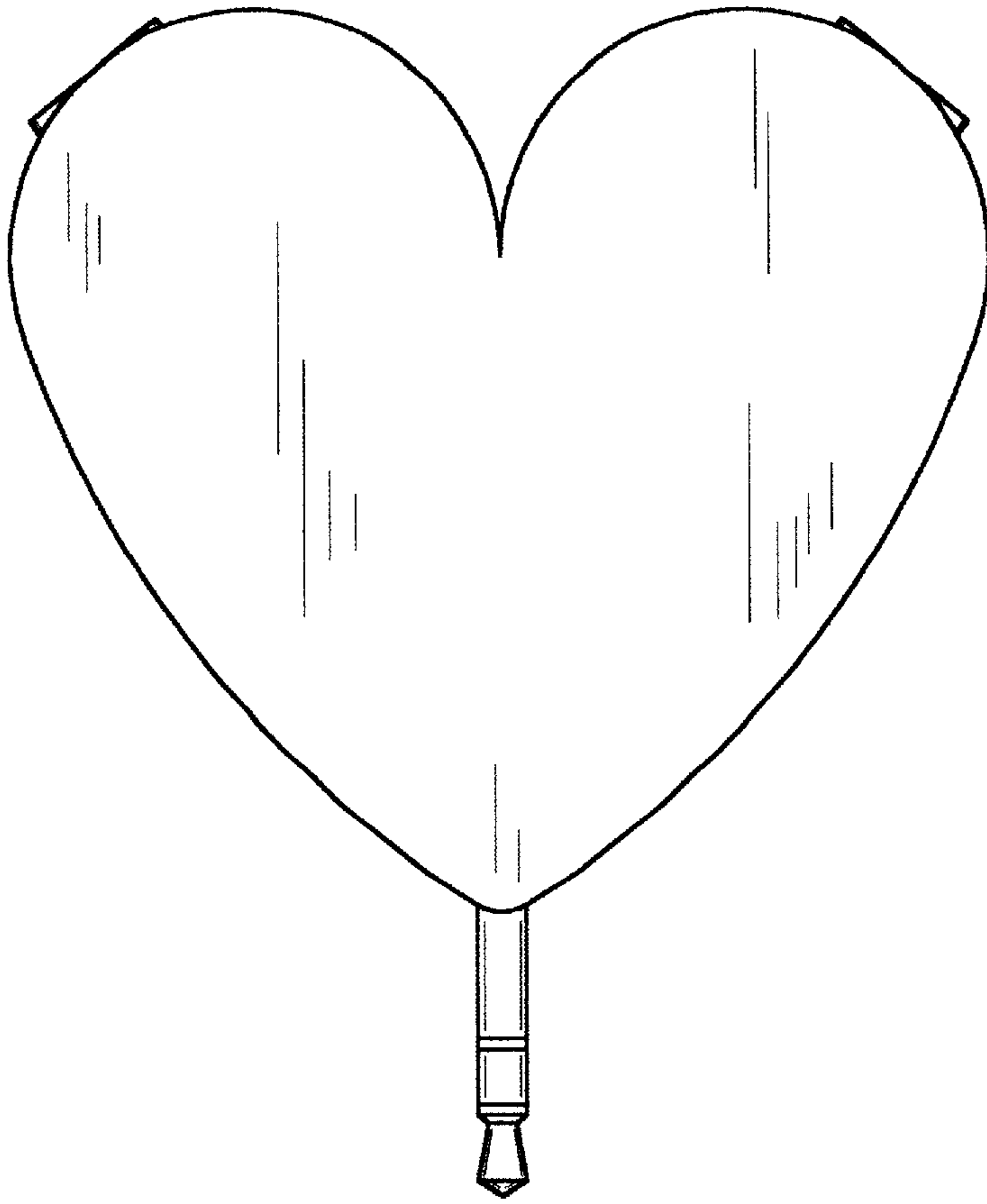


FIG. 1




FIG. 2




FIG. 3

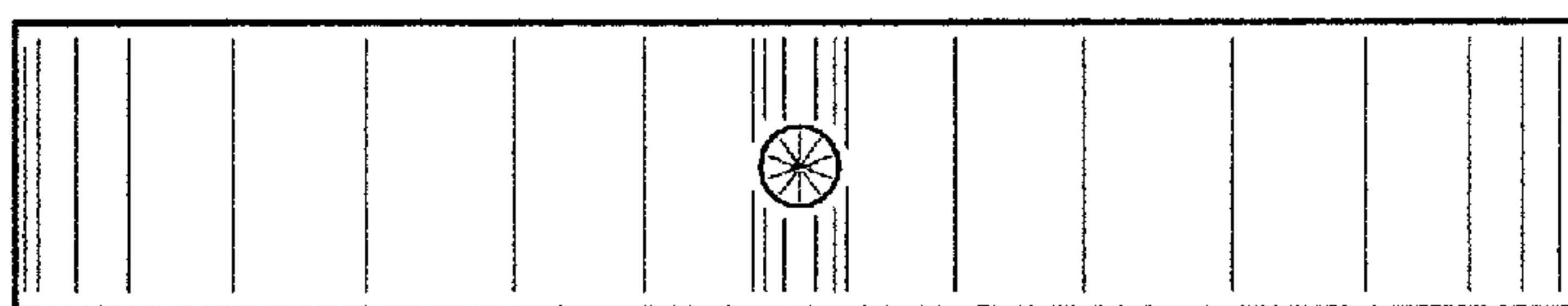


FIG. 4