



US00D486474S

(12) **United States Design Patent**  
**Allen**

(10) **Patent No.:** **US D486,474 S**

(45) **Date of Patent:** **\*\* Feb. 10, 2004**

(54) **LOUDSPEAKER**

(75) **Inventor:** **Graham David Allen**, Alderley Edge (GB)

(73) **Assignee:** **KH Technology Corporation**, Grand Cayman (KY)

(\*\*) **Term:** **14 Years**

(21) **Appl. No.:** **29/177,376**

(22) **Filed:** **Mar. 6, 2003**

(30) **Foreign Application Priority Data**

Oct. 1, 2002 (GB) ..... D3007392

(51) **LOC (7) Cl.** ..... **14-01**

(52) **U.S. Cl.** ..... **D14/215**

(58) **Field of Search** ..... D14/204, 207, D14/209-216, 356; 181/143-145, 147-148, 150, 153, 157, 198-199; 381/300-302, 306, 333, 345, 361-364, 386-388

(56) **References Cited**

**U.S. PATENT DOCUMENTS**

4,214,645 A \* 7/1980 Plourde ..... 181/148

D360,417 S \* 7/1995 Mark ..... D14/215  
D375,499 S \* 11/1996 Meyer et al. .... D14/214  
D400,537 S \* 11/1998 Boyd ..... D14/214  
D416,020 S \* 11/1999 Warren ..... D14/214  
D417,874 S \* 12/1999 Suzuki ..... D14/214  
D421,609 S \* 3/2000 Warren ..... D14/214

\* cited by examiner

*Primary Examiner*—Nanda Bondade  
(74) *Attorney, Agent, or Firm*—Kenneth L. Sherman, Esq.; Myers Dawes Andras & Sherman, LLP

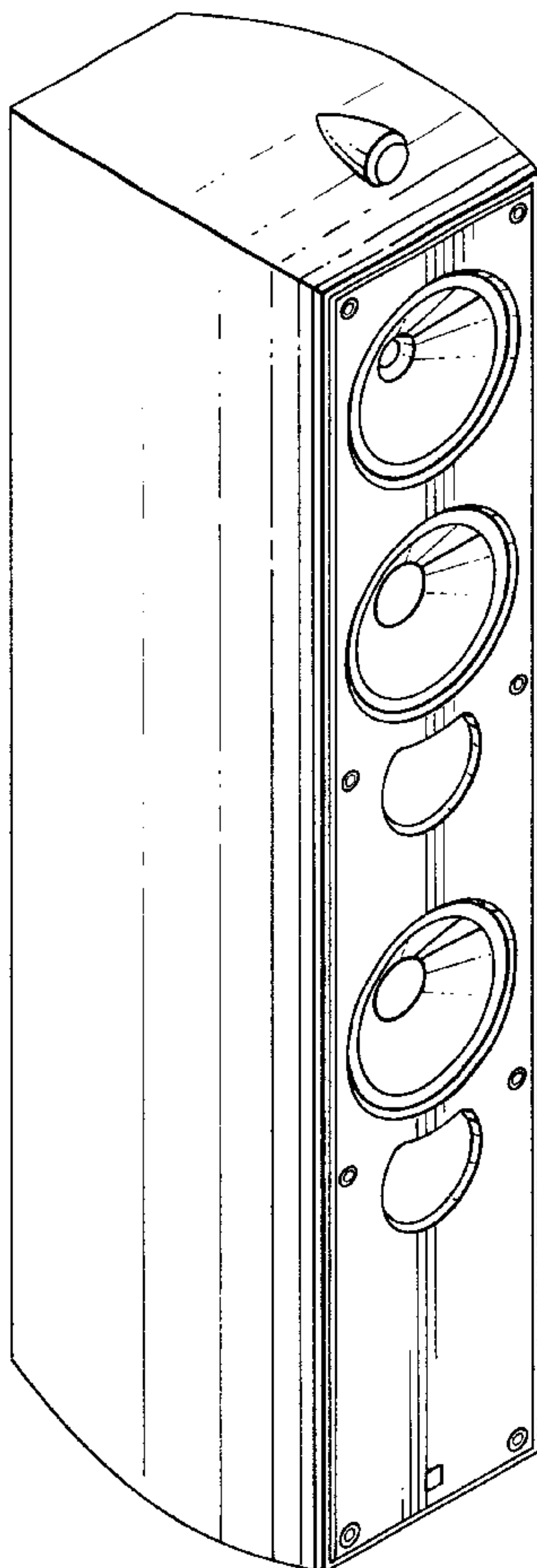
(57) **CLAIM**

The ornamental design for a loudspeaker, substantially as shown and described.

**DESCRIPTION**

FIG. 1 is a front view of a loudspeaker showing my new design;  
FIG. 2 is a rear view thereof;  
FIG. 3 is a left side view thereof;  
FIG. 4 is a top view thereof;  
FIG. 5 is a bottom view thereof; and,  
FIG. 6 is a perspective view thereof.

**1 Claim, 3 Drawing Sheets**



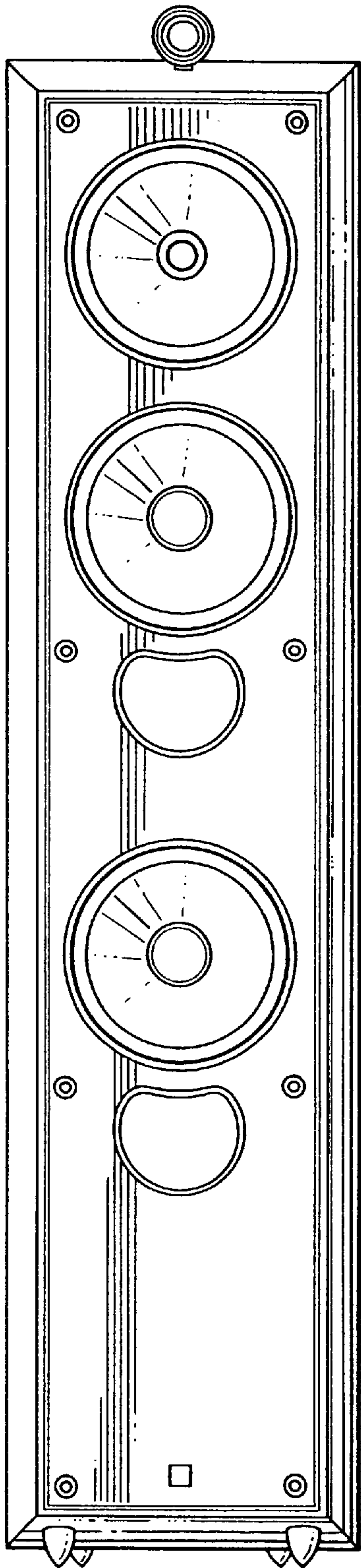


FIG. 1




FIG. 2




FIG. 3

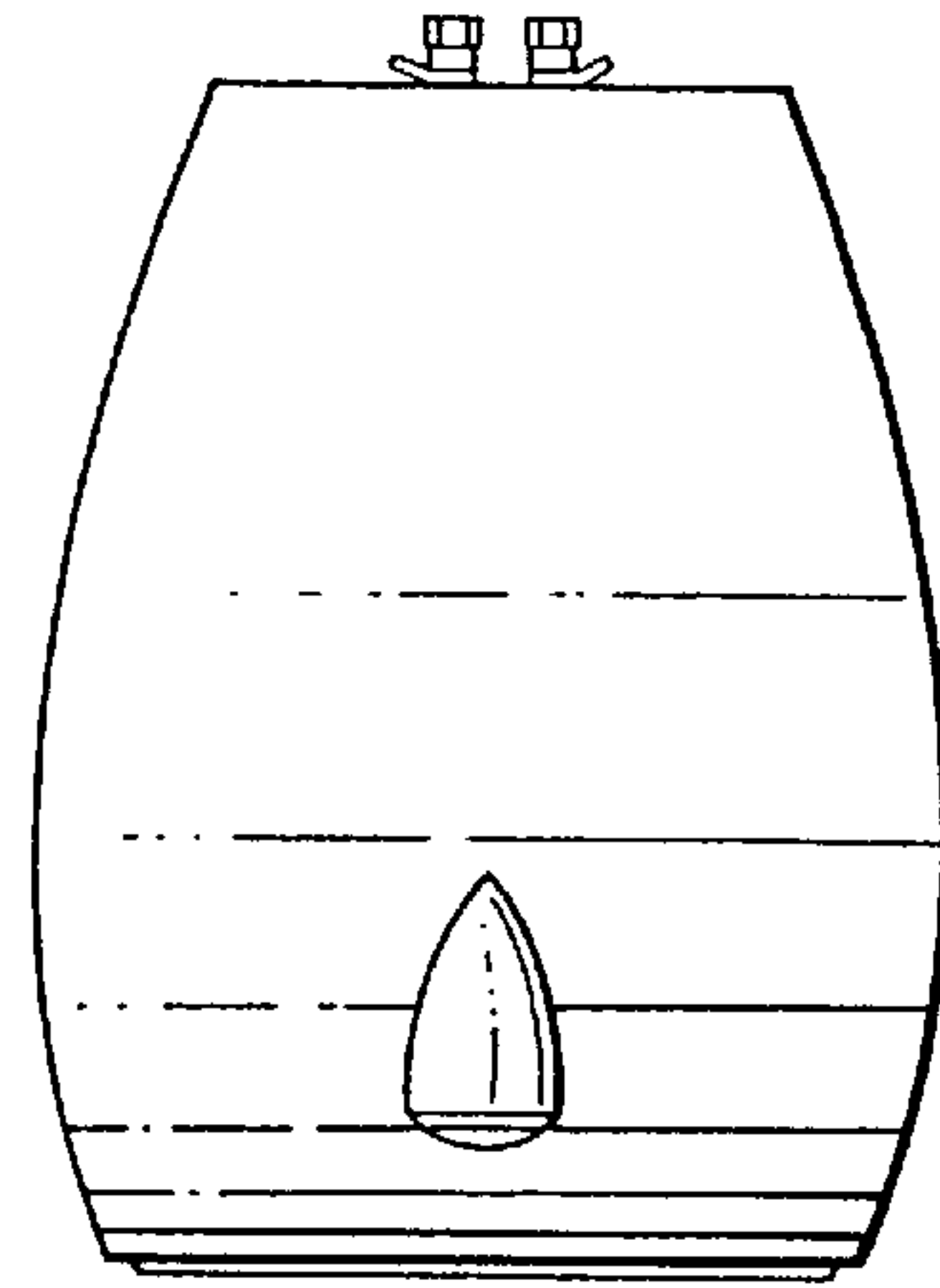


FIG. 4

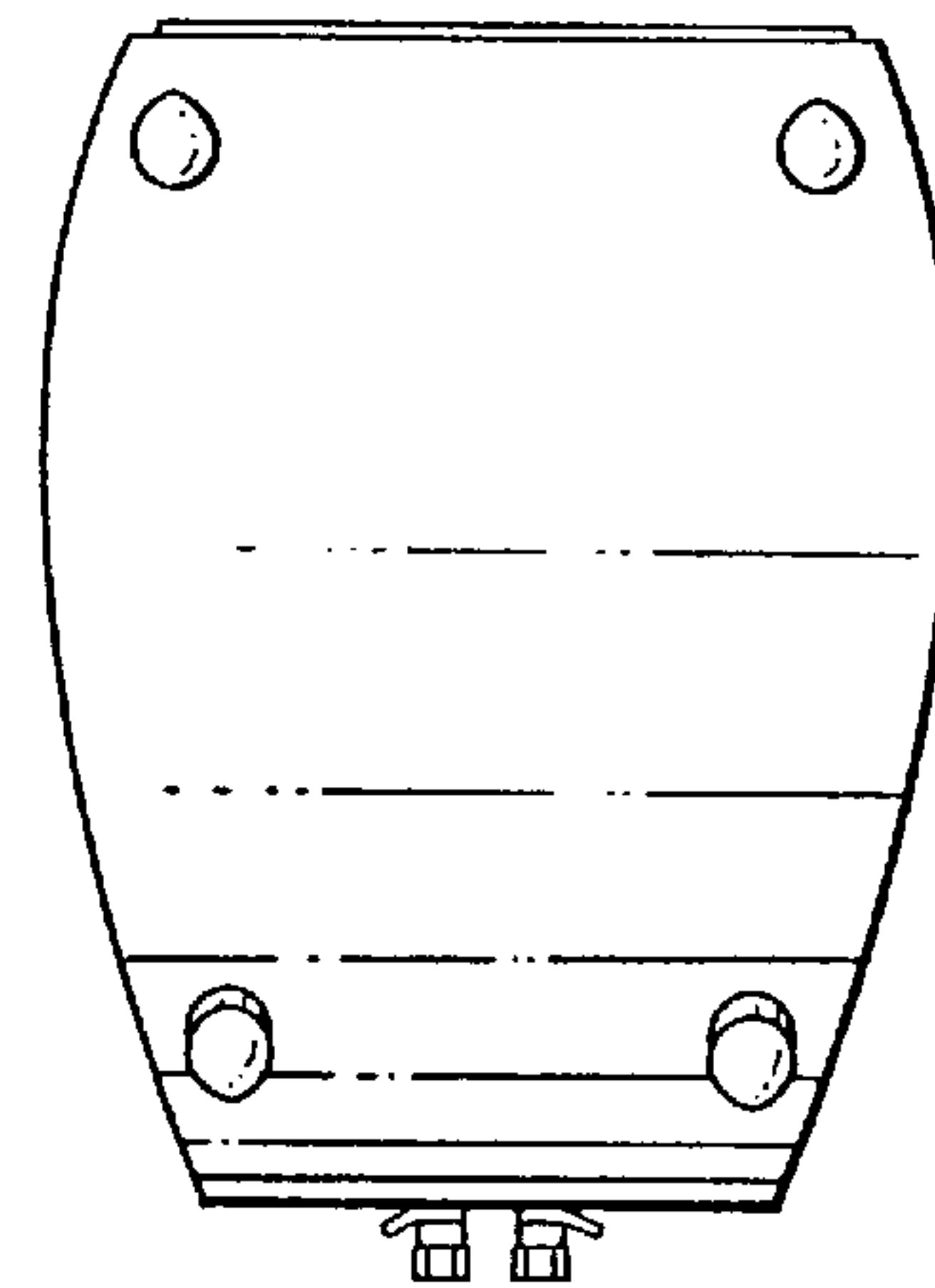


FIG. 5

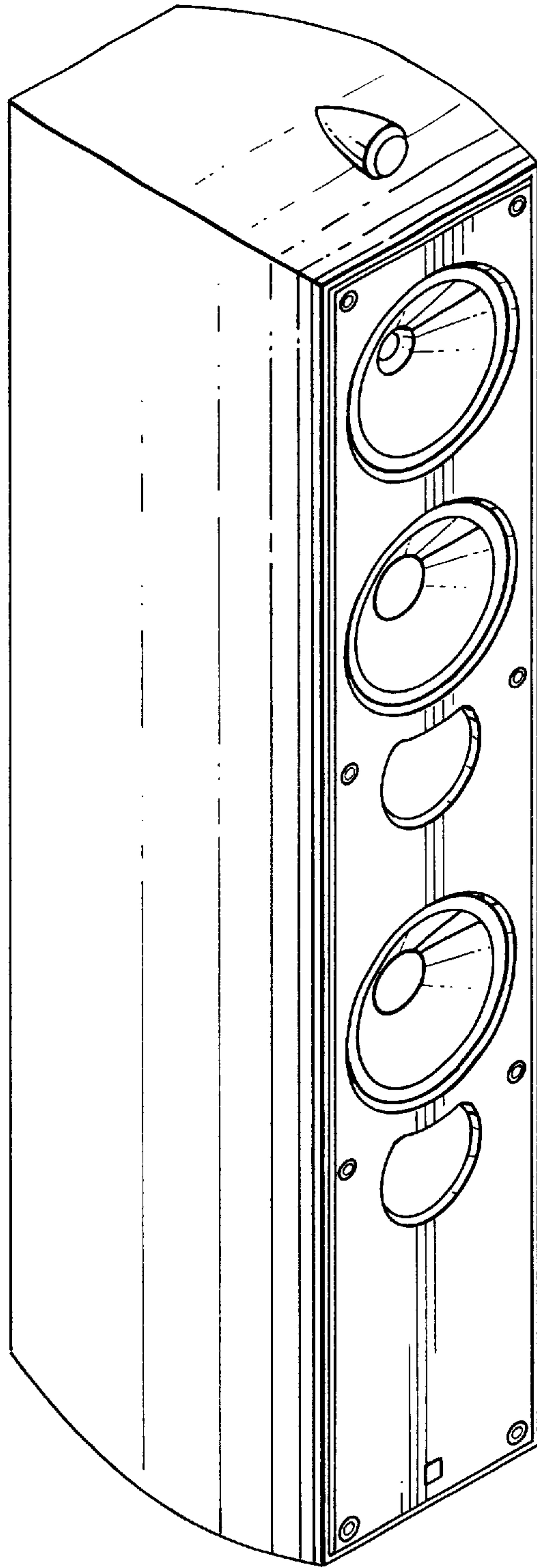


FIG. 6