



US00D486472S

(12) **United States Design Patent**  
**Shin et al.**

(10) **Patent No.:** **US D486,472 S**

(45) **Date of Patent:** **\*\* Feb. 10, 2004**

(54) **SPEAKER**

(75) Inventors: **Jay Shin**, New York, NY (US);  
**Natarajan Thirumurugan**, Canton,  
MA (US); **Stephen Mills**, Atkinson, NH  
(US); **Leo Kiefer**, Peabody, MA (US);  
**Jim Petronio**, New York, NY (US)

(73) Assignee: **Boston Acoustics, Inc.**, Peabody, MA  
(US)

(\*\*) Term: **14 Years**

(21) Appl. No.: **29/174,950**

(22) Filed: **Jan. 28, 2003**

**Related U.S. Application Data**

(62) Division of application No. 29/153,076, filed on Jan. 4,  
2002.

(51) **LOC (7) Cl.** ..... **14-01**

(52) **U.S. Cl.** ..... **D14/215; D14/214**

(58) **Field of Search** ..... D14/204, 207,  
D14/209–216, 356; 181/144–145, 147–148,  
150, 153, 157, 198–199; 381/300–302,  
306, 333, 345, 361–364, 386–388

(56) **References Cited**

**U.S. PATENT DOCUMENTS**

D231,660 S \* 5/1974 Ishikawa ..... D14/214  
D268,673 S \* 4/1983 Iijima ..... D14/214  
4,624,338 A \* 11/1986 Ewald ..... 181/199  
5,693,916 A \* 12/1997 von Sprecken ..... 181/199

D434,751 S \* 12/2000 Sogabe et al. .... D14/214  
D437,307 S \* 2/2001 Tejima ..... D14/215  
D439,237 S \* 3/2001 Felix et al. .... D14/214  
D439,239 S \* 3/2001 Ito et al. .... D14/214  
D461,465 S \* 8/2002 Lytel ..... D14/214

\* cited by examiner

*Primary Examiner*—Nanda Bondade

(74) *Attorney, Agent, or Firm*—Wolf, Greenfield & Sacks,  
P.C.

(57) **CLAIM**

The ornamental design for a speaker, as shown and  
described.

**DESCRIPTION**

FIG. 1 is a front view of a speaker with the cover removed,  
showing our new design;

FIG. 2 is a front right perspective view thereof;

FIG. 3 is a front left perspective view thereof;

FIG. 4 is a front bottom perspective view thereof

FIG. 5 is a front left perspective view thereof;

FIG. 6 is a front right perspective view thereof with the  
cover;




FIG. 7 is a front perspective view of a second embodiment  
of FIG. 1;

FIG. 8 is a front view of FIG. 7 with the cover removed;

FIG. 9 is a front right perspective view of FIG. 7 with the  
cover removed; and,

FIG. 10 is a front left perspective view of FIG. 7 with the  
cover removed.

**1 Claim, 4 Drawing Sheets**






FIG. 1




FIG. 2




FIG. 3




FIG. 4




FIG. 5




FIG. 6




FIG. 7




FIG. 8




FIG. 9




FIG. 10