



US00D486464S

(12) **United States Design Patent**  
**Lee**

(10) **Patent No.:** **US D486,464 S**

(45) **Date of Patent:** **\*\* Feb. 10, 2004**

(54) **MOBILE PHONE**

(75) **Inventor:** **Yoon Jeung Lee, Seoul (KR)**

(73) **Assignee:** **LG Electronics Inc., Seoul (KR)**

(\*\*) **Term:** **14 Years**

(21) **Appl. No.:** **29/178,299**

(22) **Filed:** **Mar. 26, 2003**

(30) **Foreign Application Priority Data**

Sep. 26, 2002 (KR) ..... 2002-27478

(51) **LOC (7) Cl.** ..... **14-03**

(52) **U.S. Cl.** ..... **D14/138**

(58) **Field of Search** ..... D14/137, 138,  
D14/218, 147-148, 247-248, 144, 341-347;  
379/433.01-433.13, 419, 434, 428.01-428.04,  
420.01-420.04, 440; 455/550.1-90.3; D21/517

(56) **References Cited**

**U.S. PATENT DOCUMENTS**

D408,030 S	*	4/1999	Richards et al.	.....	D14/138
D415,152 S	*	10/1999	Koo	.....	D14/138
D428,403 S	*	7/2000	Hyun	.....	D14/138
D431,539 S	*	10/2000	Kuo	.....	D14/138
D432,510 S	*	10/2000	Hyun	.....	D14/138
D439,571 S	*	3/2001	Hyun	.....	D14/138
D443,293 S	*	6/2001	Chan	.....	D18/7
D445,410 S	*	7/2001	Yoo et al.	.....	D14/138
D445,411 S	*	7/2001	Kim et al.	.....	D14/138
D446,508 S	*	8/2001	Yoo et al.	.....	D14/138

D447,741 S	*	9/2001	Lee et al.	.....	D14/138
D449,284 S	*	10/2001	Kim et al.	.....	D14/138
D451,485 S	*	12/2001	Moss	.....	D14/138
D452,968 S	*	1/2002	Evers et al.	.....	D14/345
D455,135 S	*	4/2002	Hyun	.....	D14/138
D455,414 S	*	4/2002	Lee et al.	.....	D14/138
D459,330 S	*	6/2002	Suzuki et al.	.....	D14/138
D465,466 S	*	11/2002	Hyun	.....	D14/138
D468,282 S	*	1/2003	Chen	.....	D14/138
D468,713 S	*	1/2003	Lee et al.	.....	D14/138
D475,688 S	*	6/2003	Pierce et al.	.....	D14/138
D475,689 S	*	6/2003	Shimazu et al.	.....	D14/138
2003/0096582	*	5/2003	Kim	.....	455/90
2003/0125079	*	7/2003	Park et al.	.....	455/556.1

\* cited by examiner

*Primary Examiner*—Jeffrey Asch

(74) *Attorney, Agent, or Firm*—Birch, Stewart, Kolasch & Birch, LLP

(57) **CLAIM**

The ornamental design for mobile phone, as shown and described.

**DESCRIPTION**

FIG. 1 is perspective view of the mobile phone;  
FIG. 2 is a front view thereof;  
FIG. 3 is a rear view thereof;  
FIG. 4 is a left side view thereof;  
FIG. 5 is a right side view thereof;  
FIG. 6 is a top plan view thereof; and,  
FIG. 7 is a bottom plan view thereof.

**1 Claim, 6 Drawing Sheets**

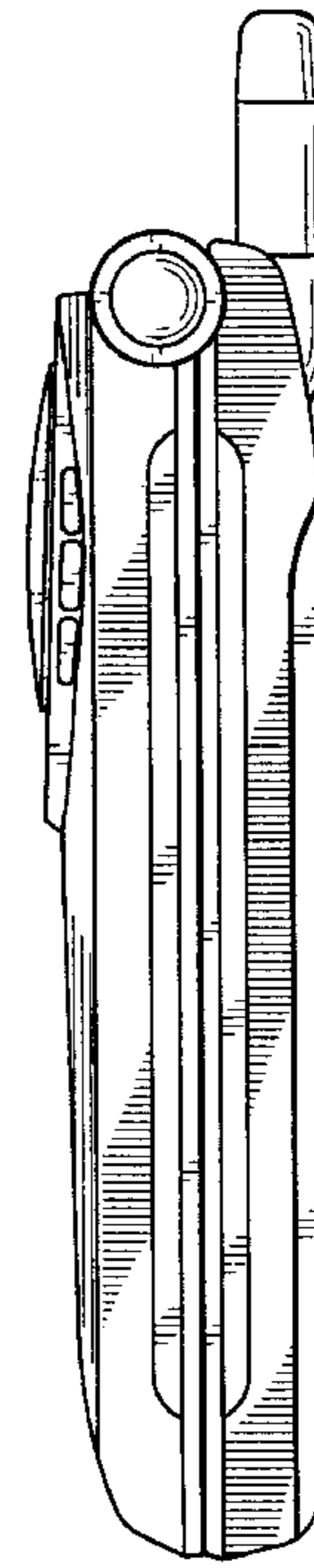
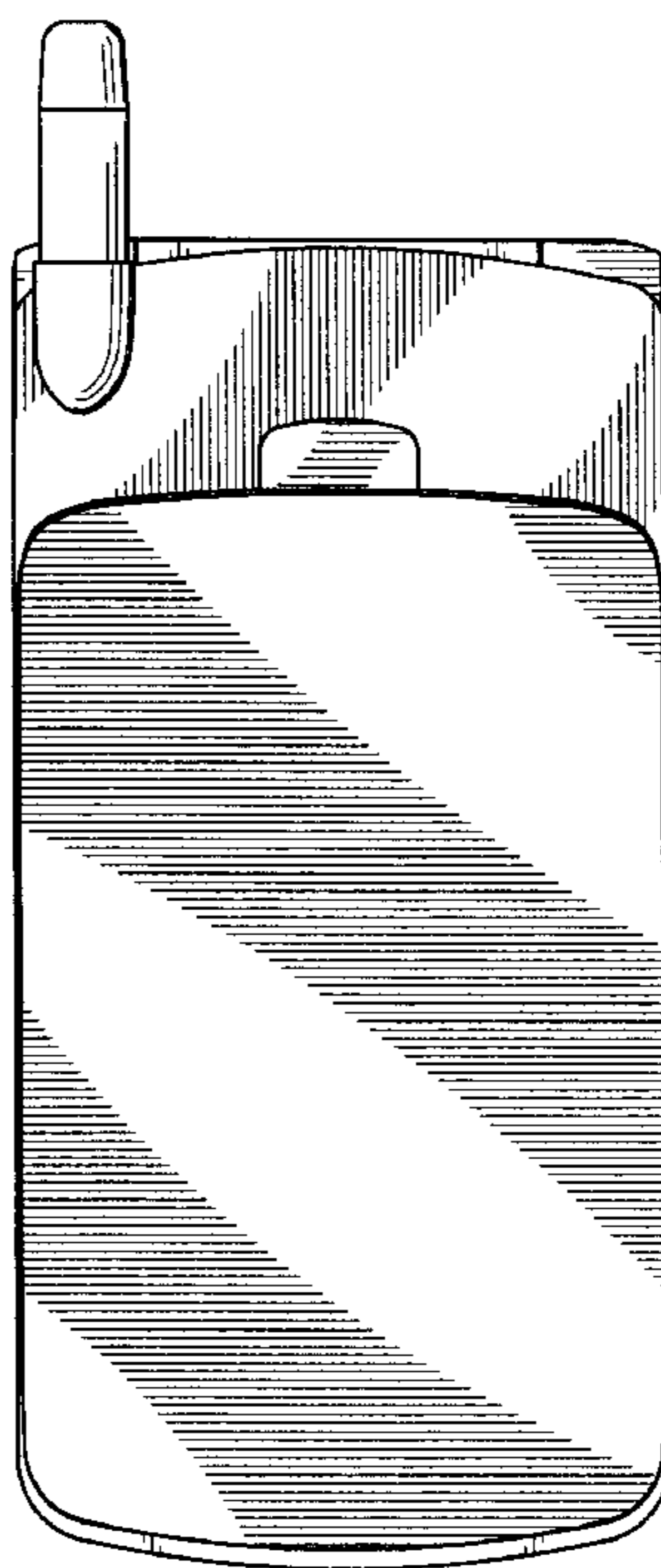
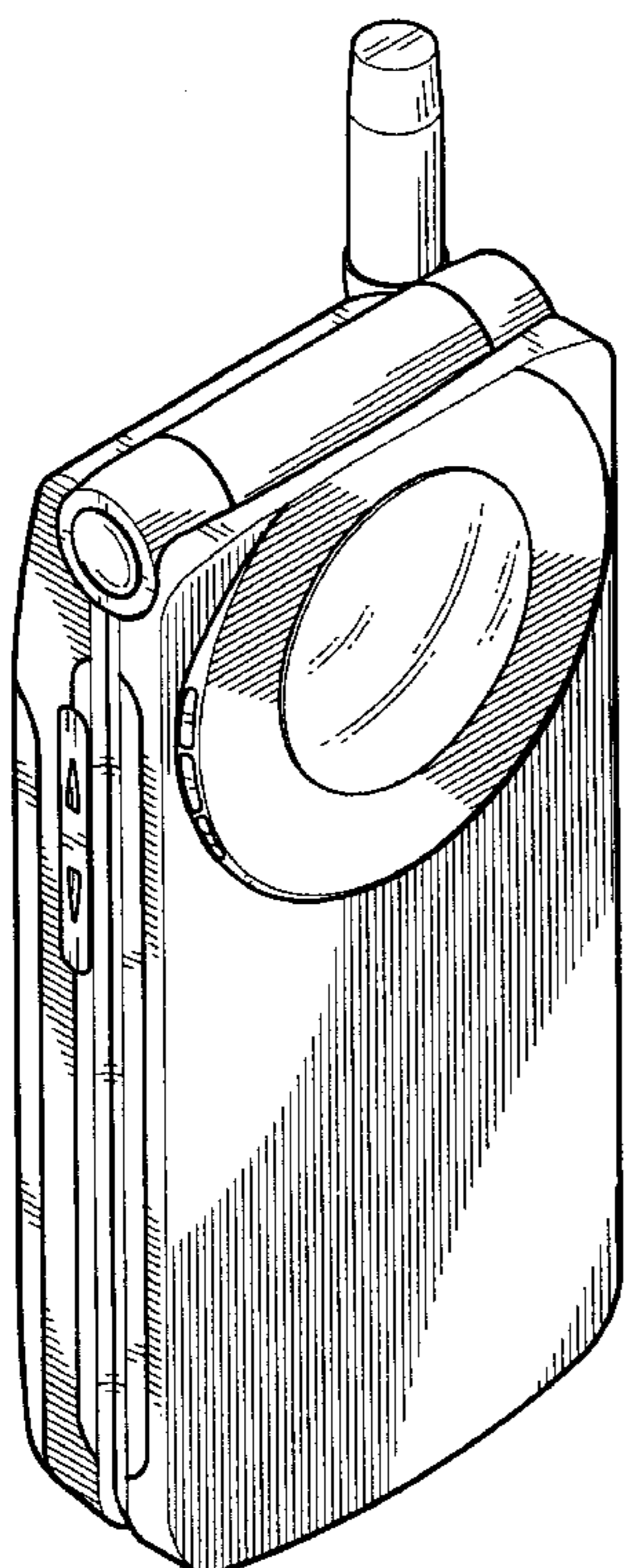


FIG. 1

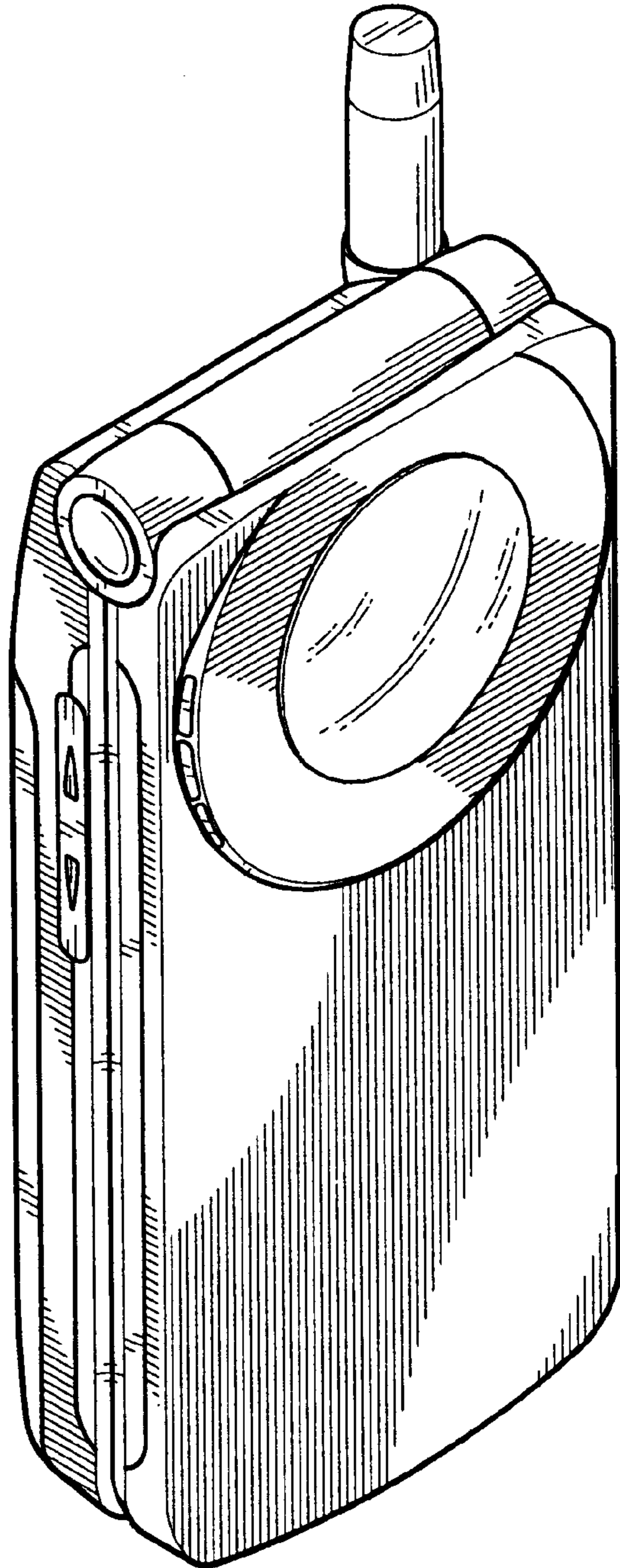


FIG. 2

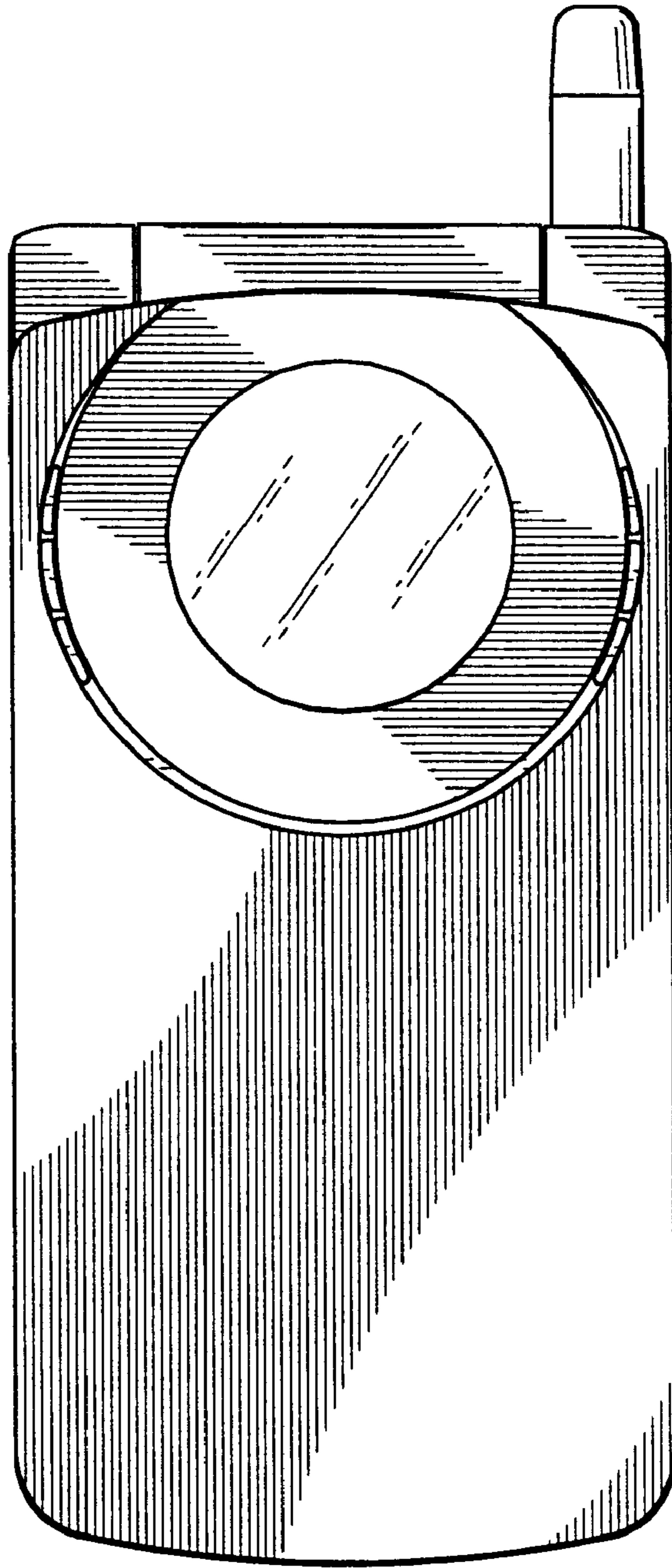


FIG. 3

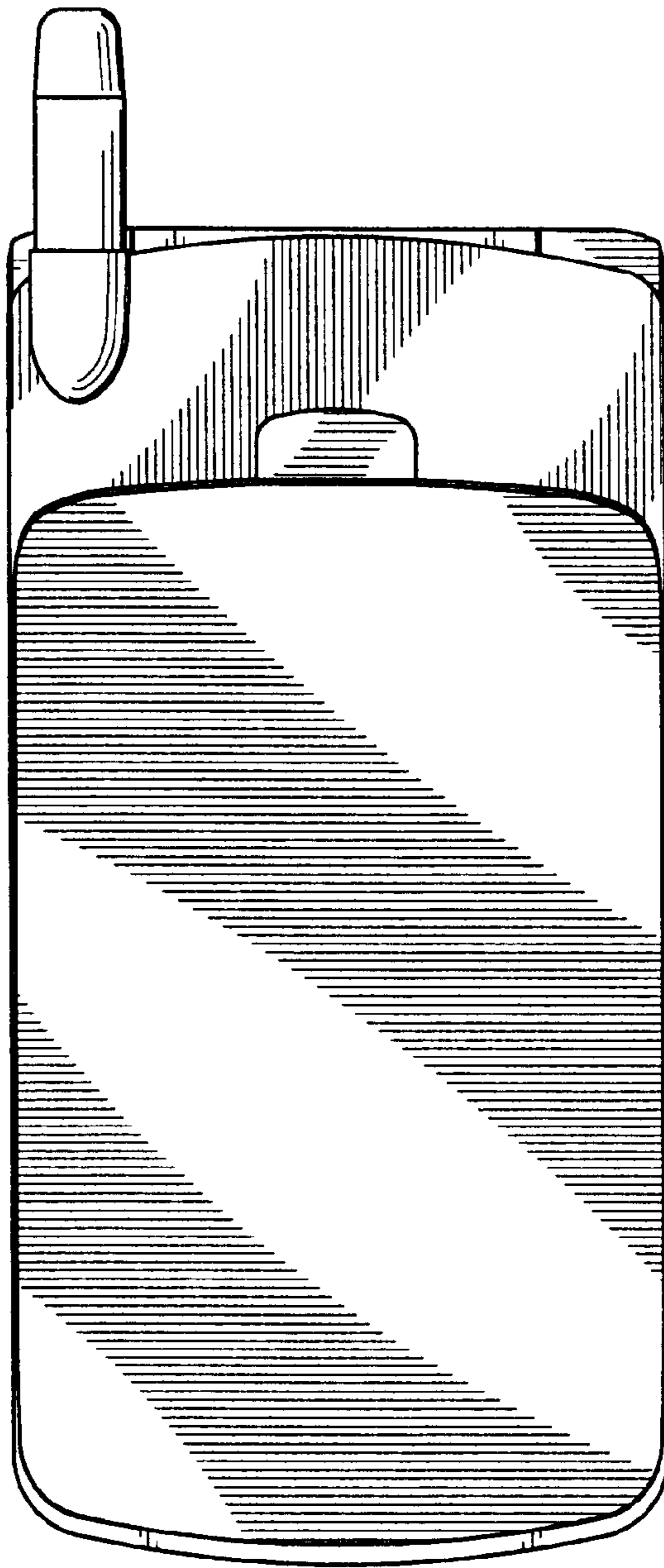


FIG. 4

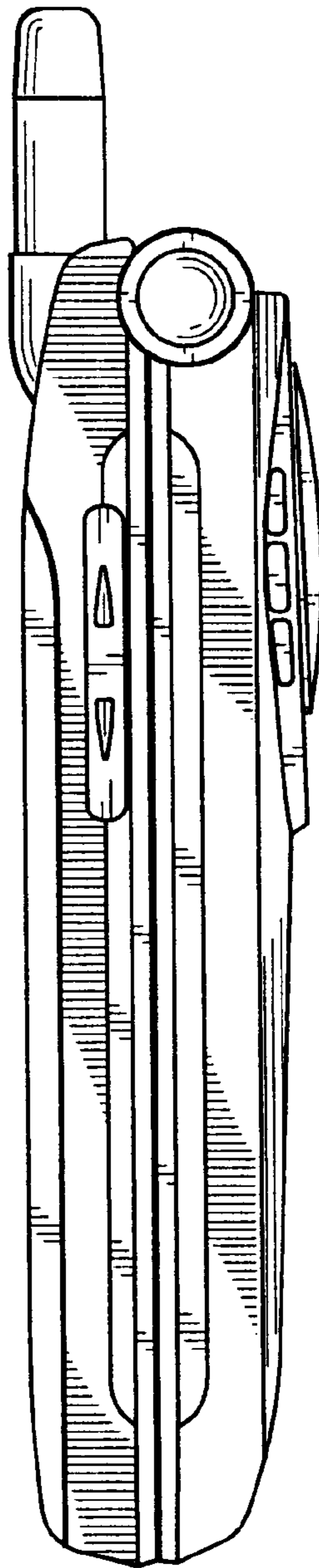




FIG. 5

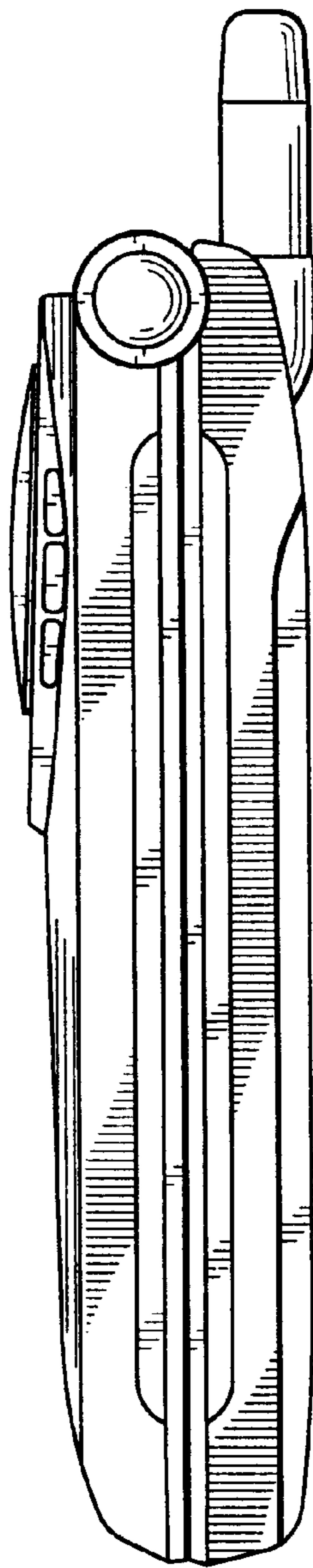


FIG. 6

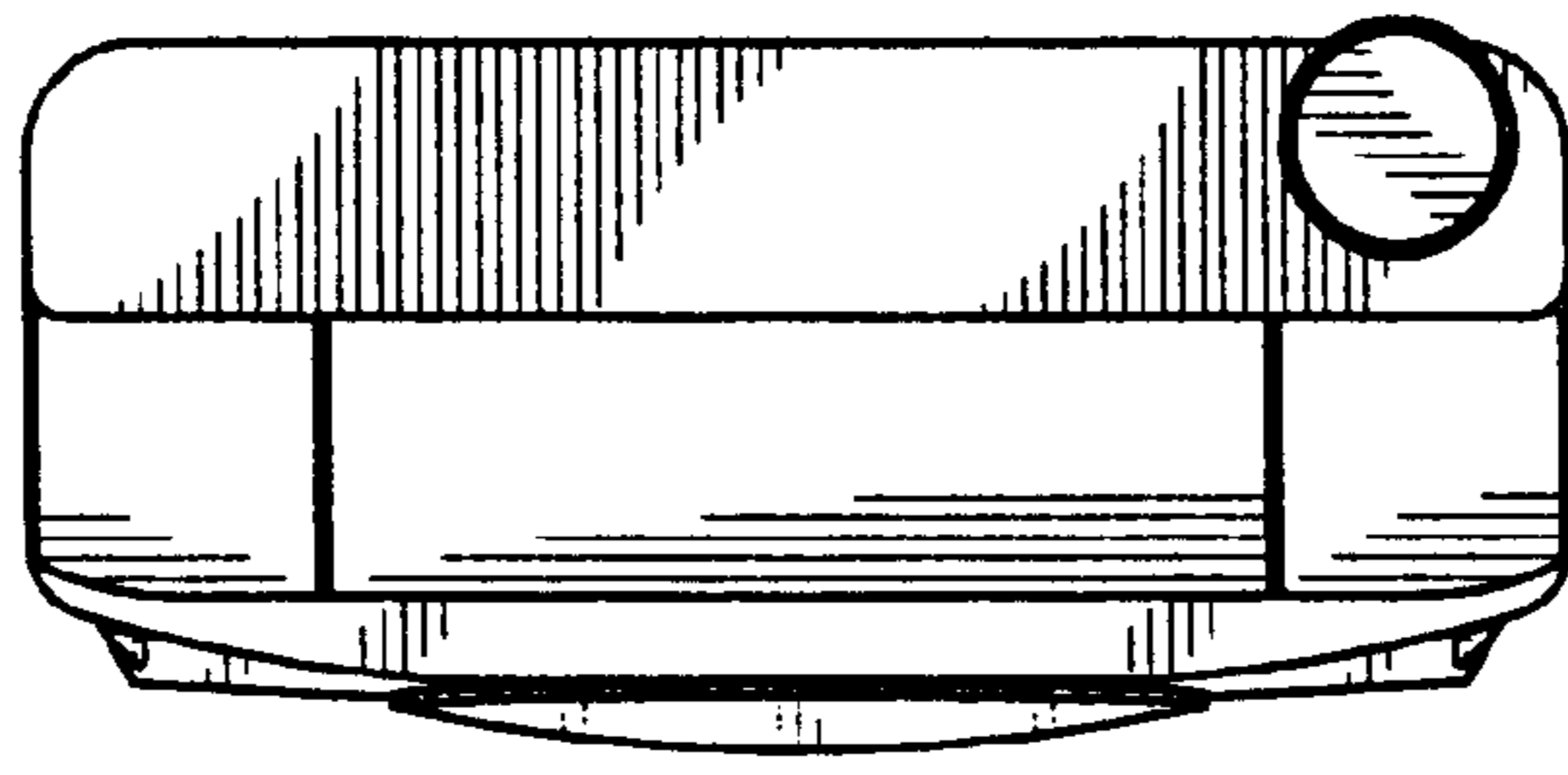


FIG. 7

