



US00D486463S

(12) **United States Design Patent**  
**Hwang**

(10) **Patent No.:** **US D486,463 S**

(45) **Date of Patent:** **\*\* Feb. 10, 2004**

(54) **MOBILE PHONE**

(75) Inventor: **Sung Jun Hwang**, Kyunggi-do (KR)

(73) Assignee: **LG Electronics Inc.**, Seoul (KR)

(\*\*) Term: **14 Years**

(21) Appl. No.: **29/177,817**

(22) Filed: **Mar. 18, 2003**

(30) **Foreign Application Priority Data**

Sep. 18, 2002 (KR) ..... 2002-26608

(51) **LOC (7) Cl.** ..... **14-03**

(52) **U.S. Cl.** ..... **D14/138**

(58) **Field of Search** ..... D14/137, 138,  
D14/218, 147-148, 247-248, 144, 341-347;  
379/433.01-433.13, 419, 434, 428.01-428.04,  
420.01-420.04, 440; 455/550.1-90.3; D21/517

(56) **References Cited**

**U.S. PATENT DOCUMENTS**

D429,707 S	*	8/2000	Park	.....	D14/138
D438,184 S	*	2/2001	Suzuki et al.	.....	D14/138
D440,955 S	*	4/2001	Tanaka et al.	.....	D14/138
D443,866 S	*	6/2001	Arbisi et al.	.....	D14/138
D445,410 S	*	7/2001	Yoo et al.	.....	D14/138
D445,771 S	*	7/2001	Kim	.....	D14/138
D448,745 S	*	10/2001	Kim	.....	D14/138
D449,284 S	*	10/2001	Kim et al.	.....	D14/138

D452,968 S	*	1/2002	Evers et al.	.....	D14/345
D456,792 S	*	5/2002	Lee et al.	.....	D14/138
D458,594 S	*	6/2002	Jang	.....	D14/138
D459,329 S	*	6/2002	Suzuki et al.	.....	D14/138
D463,386 S	*	9/2002	Chun et al.	.....	D14/138
D465,466 S	*	11/2002	Hyun	.....	D14/138
D469,070 S	*	1/2003	Lee	.....	D14/138
D475,688 S	*	6/2003	Pierce et al.	.....	D14/138
D475,689 S	*	6/2003	Shimazu et al.	.....	D14/138
D476,968 S	*	7/2003	Yokoyama	.....	D14/138
D477,295 S	*	7/2003	Chung	.....	D14/138
D477,296 S	*	7/2003	Minamide	.....	D14/138

\* cited by examiner

*Primary Examiner*—Jeffrey Asch

(74) *Attorney, Agent, or Firm*—Birch, Stewart, Kolasch & Birch, LLP

(57) **CLAIM**

The ornamental design for mobile phone, as shown and described.

**DESCRIPTION**

FIG. 1 is a perspective view of the mobile phone;  
FIG. 2 is a front view thereof;  
FIG. 3 is a rear view thereof;  
FIG. 4 is a left side view thereof;  
FIG. 5 is a right side view thereof;  
FIG. 6 is a top plan view thereof; and,  
FIG. 7 is a bottom plan view thereof.

**1 Claim, 4 Drawing Sheets**

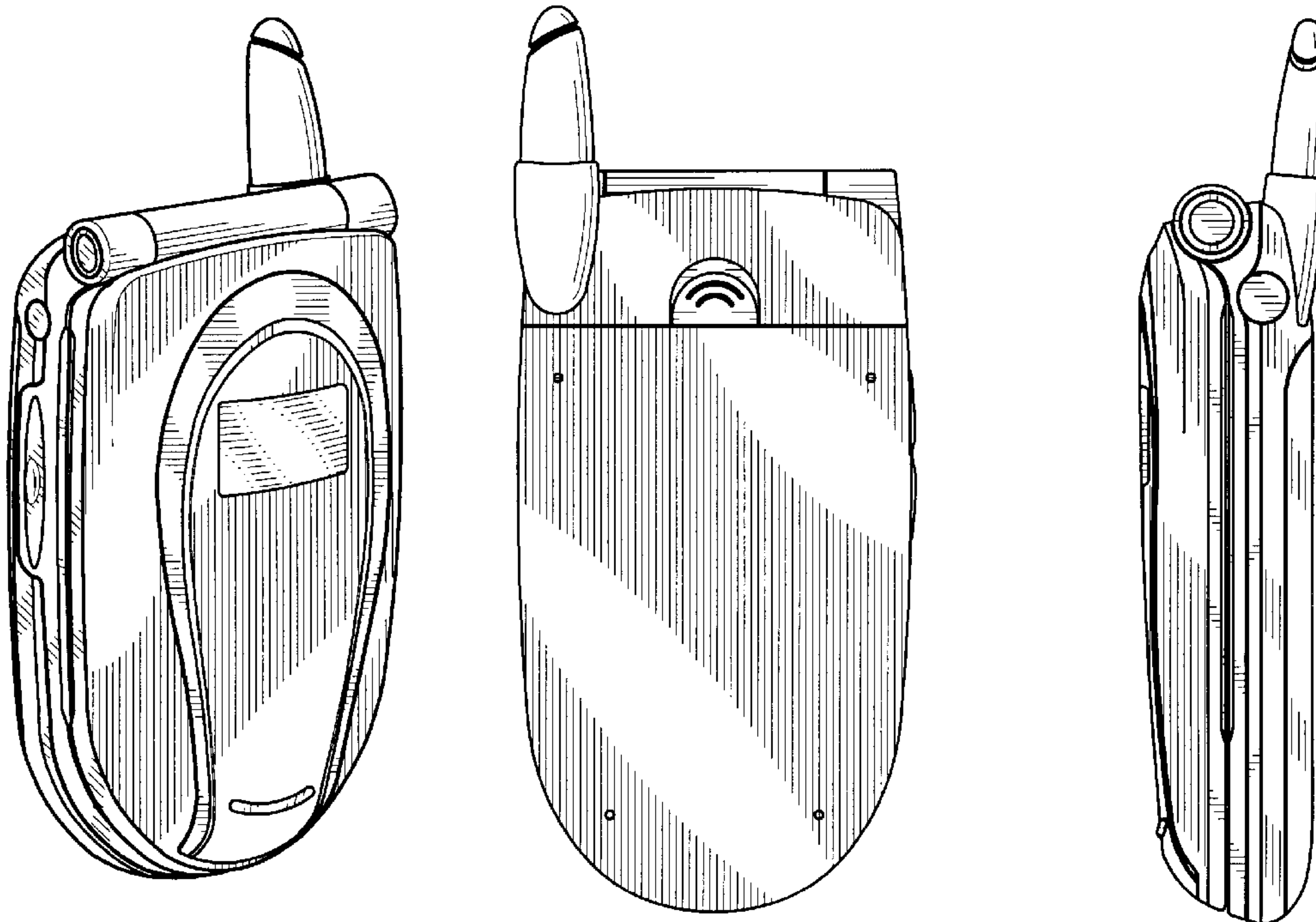


FIG. 1

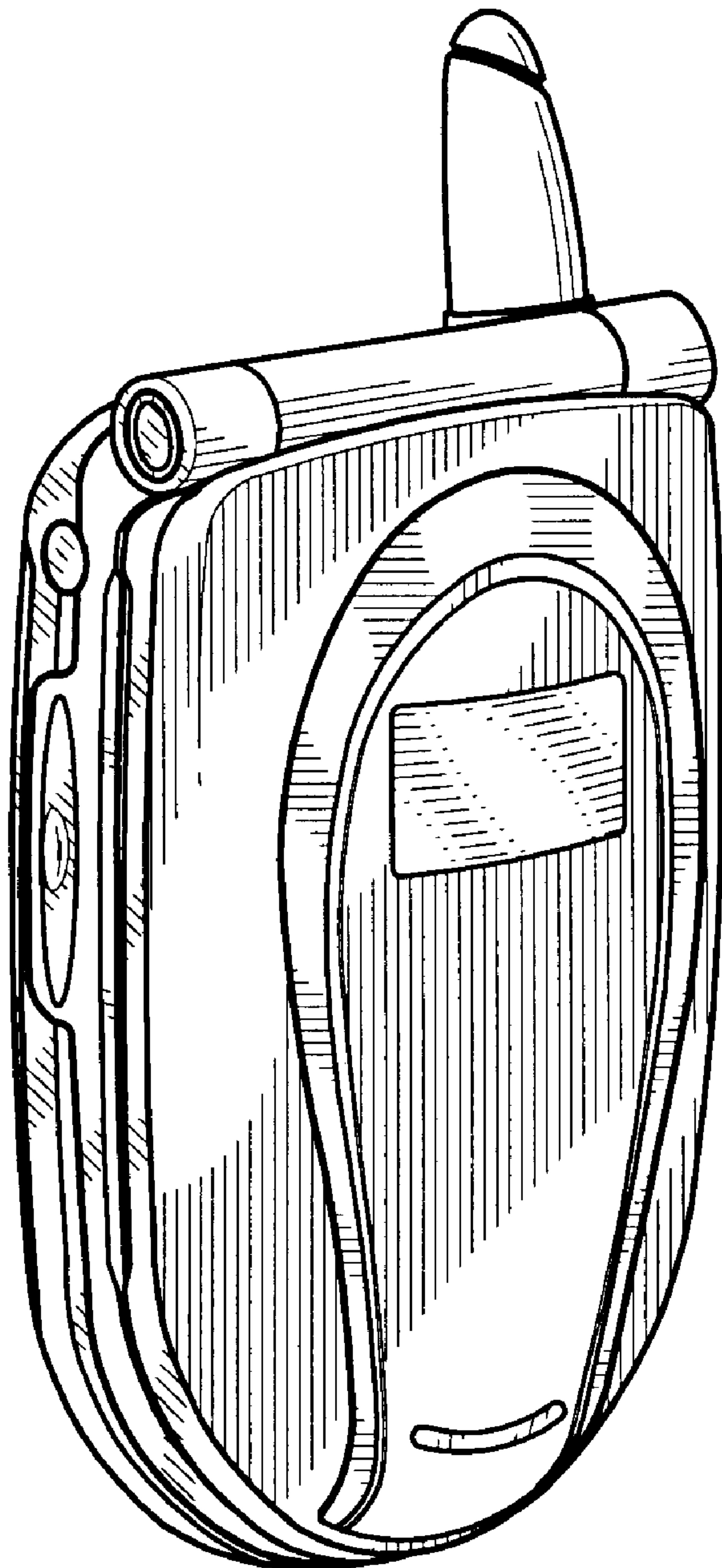


FIG. 2

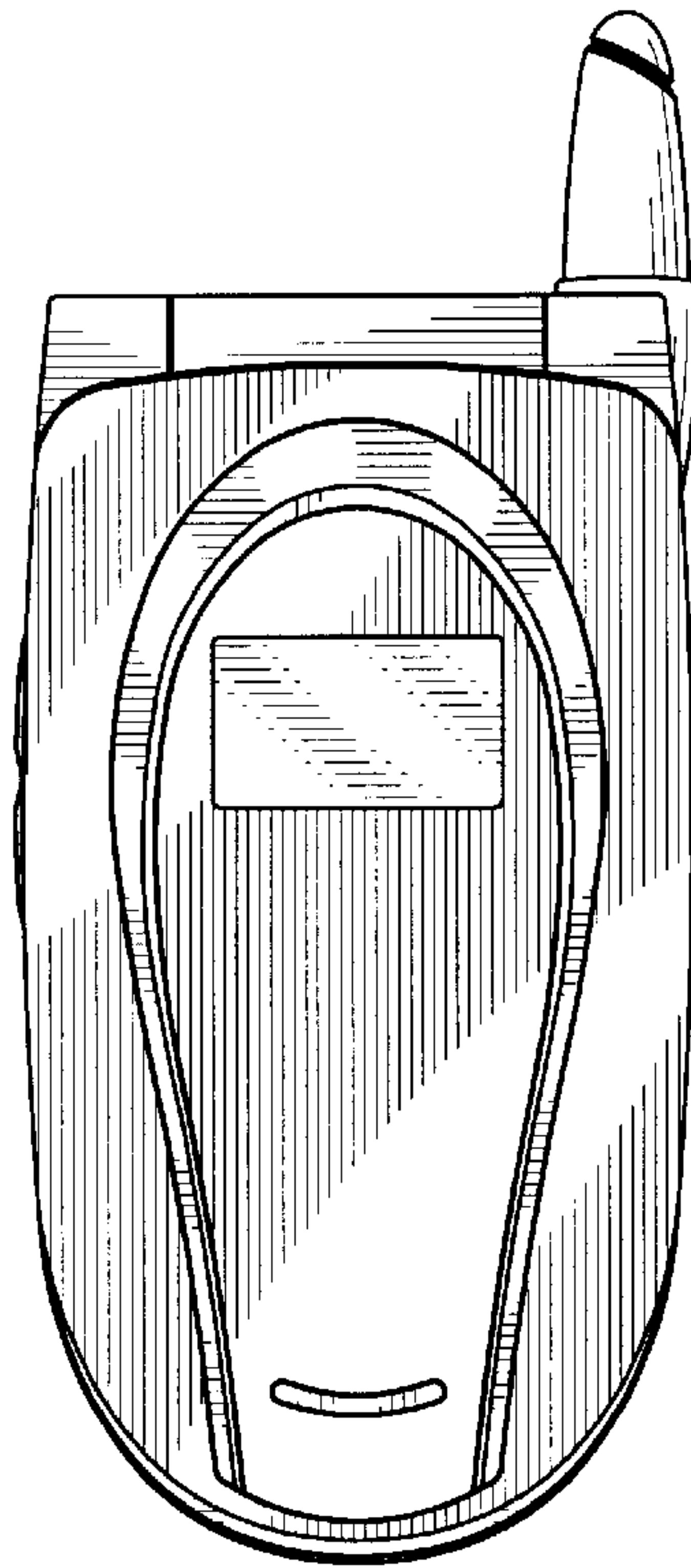


FIG. 3

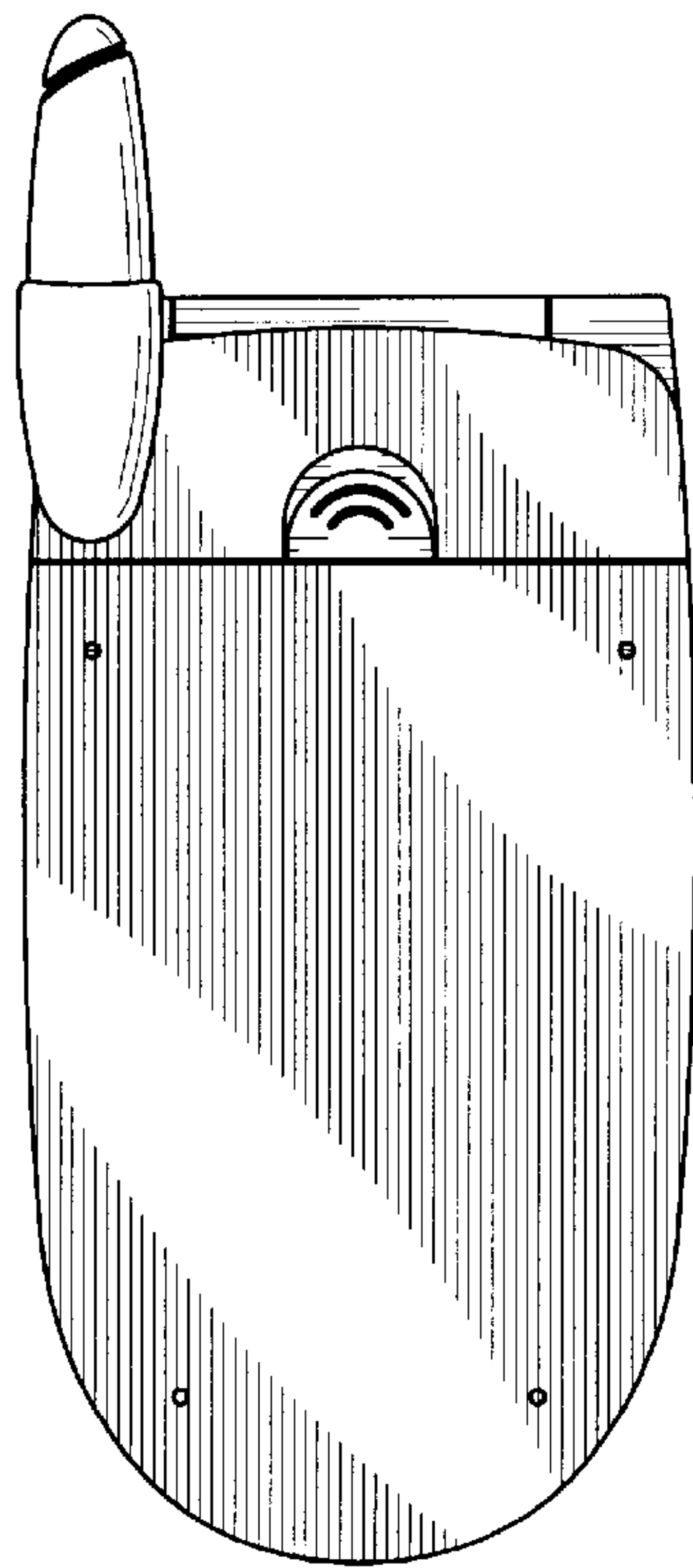


FIG. 4

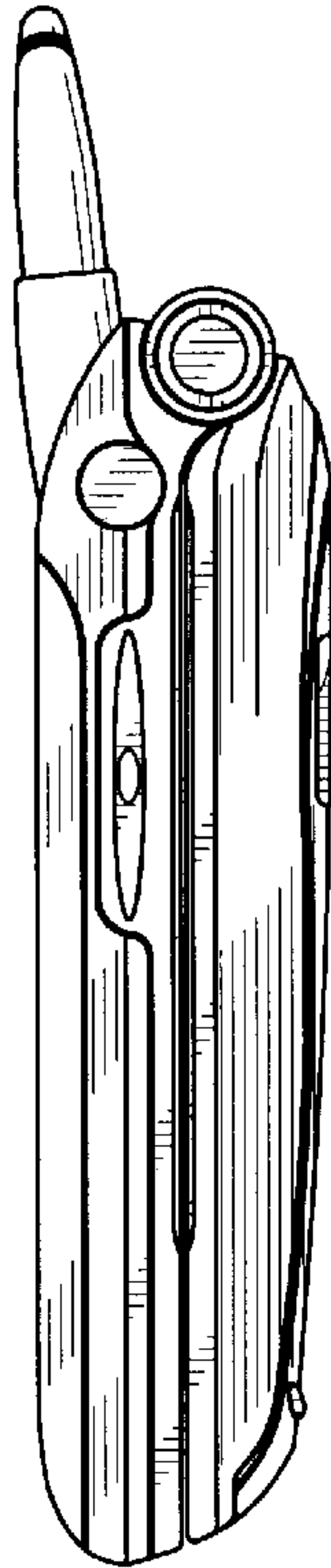


FIG. 5



FIG. 6

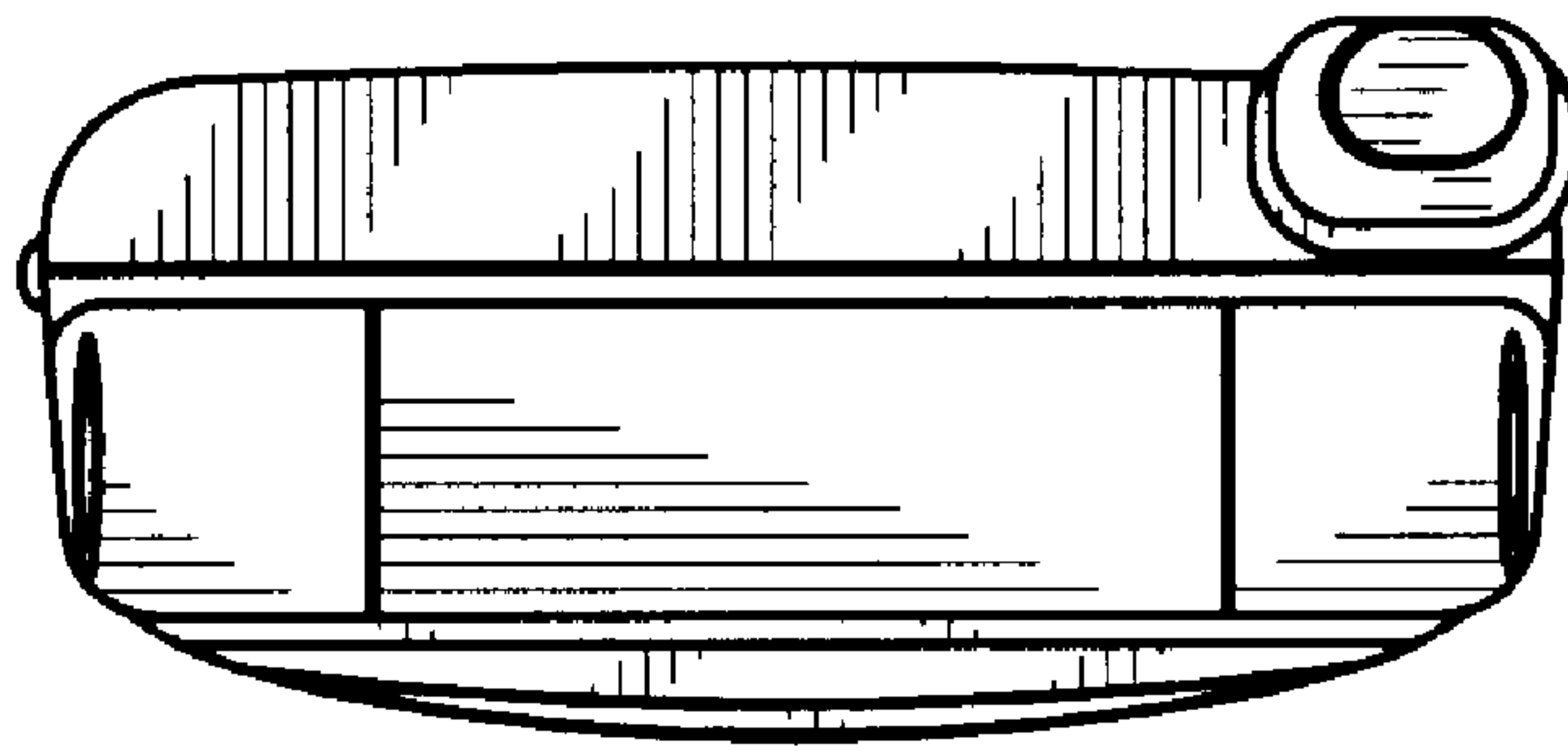


FIG. 7

