



US00D486458S

(12) **United States Design Patent**
Chen et al.

(10) **Patent No.:** **US D486,458 S**

(45) **Date of Patent:** **** Feb. 10, 2004**

(54) **MOBILE PHONE**

(75) **Inventors:** **Cheng-Lun Chen, Taipei (TW);**
Chia-Sheng Ho, Shinjuang (TW)

(73) **Assignee:** **High Tech Computer, Corp., Taoyuan**
(TW)

(**) **Term:** **14 Years**

(21) **Appl. No.:** **29/169,077**

(22) **Filed:** **Oct. 11, 2002**

(51) **LOC (7) Cl.** **14-03**

(52) **U.S. Cl.** **D14/138**

(58) **Field of Search** D14/137, 138,
D14/218, 147-148, 247-248, 144, 341-347;
379/433.01-433.13, 419, 434, 428.01-428.04,
420.01-420.04, 440; 455/550.1-90.3; D21/517

(56) **References Cited**

U.S. PATENT DOCUMENTS

D390,509 S	*	2/1998	Antzinas et al.	D14/138
D395,250 S	*	6/1998	Kabler et al.	D10/65
D402,572 S	*	12/1998	Han	D10/65
6,014,552 A	*	1/2000	Aiken et al.	455/575.1
D420,351 S	*	2/2000	Waldner	D14/138
D433,017 S	*	10/2000	Martinez	D14/346
D434,016 S	*	11/2000	Hunt	D14/138
6,246,862 B1	*	6/2001	Grivas et al.	455/566
D451,079 S	*	11/2001	Ali	D14/138

D454,849 S	*	3/2002	Eckholm	D14/138
D456,794 S	*	5/2002	Laverick et al.	D14/138
D459,327 S	*	6/2002	Ali	D14/138
D464,645 S	*	10/2002	OaNeil	D14/248
D464,940 S	*	10/2002	Jung	D14/138
D466,878 S	*	12/2002	Porter	D14/138
D467,918 S	*	12/2002	Fitch et al.	D14/347
D469,748 S	*	2/2003	Ribeiro et al.	D14/138
D470,843 S	*	2/2003	Horiki	D14/346
D472,225 S	*	3/2003	Griffin	D14/138
D478,324 S	*	8/2003	OaNeil	D14/138
D478,882 S	*	8/2003	Peng et al.	D14/138
2003/0114198 A1	*	6/2003	Han	455/566

* cited by examiner

Primary Examiner—Jeffrey Asch

(74) *Attorney, Agent, or Firm*—Ladas & Parry

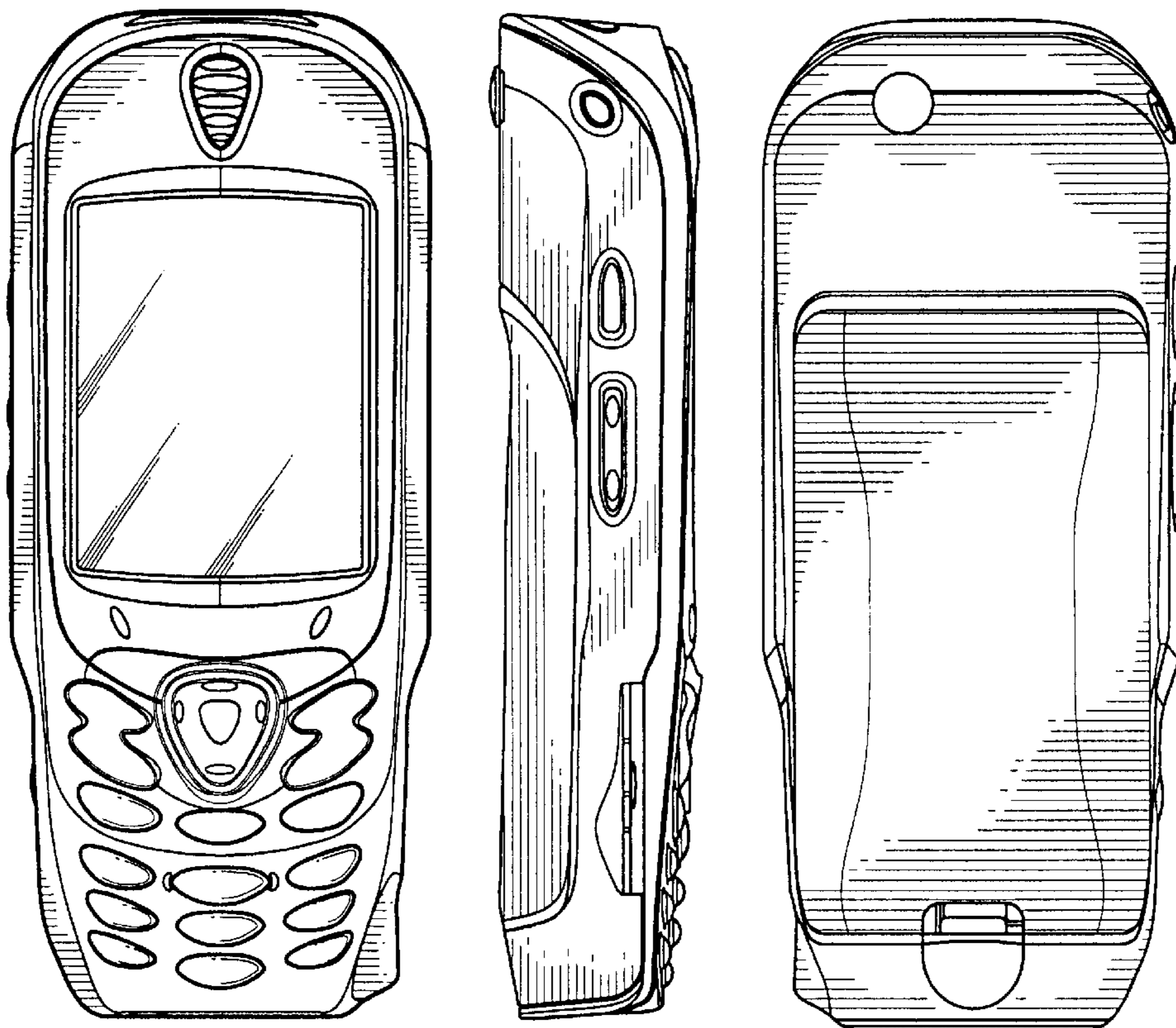
(57) **CLAIM**

The ornamental design for a mobile phone, as shown and described.

DESCRIPTION

FIG. 1 is a front perspective view thereof;
FIG. 2 is a right side elevational view thereof;
FIG. 3 is a top plan view thereof; and
FIG. 4 is a front elevational view thereof;
FIG. 5 is a bottom plan view thereof;
FIG. 6 is a left side elevational view thereof; and,
FIG. 7 is a rear elevational view thereof.

1 Claim, 7 Drawing Sheets



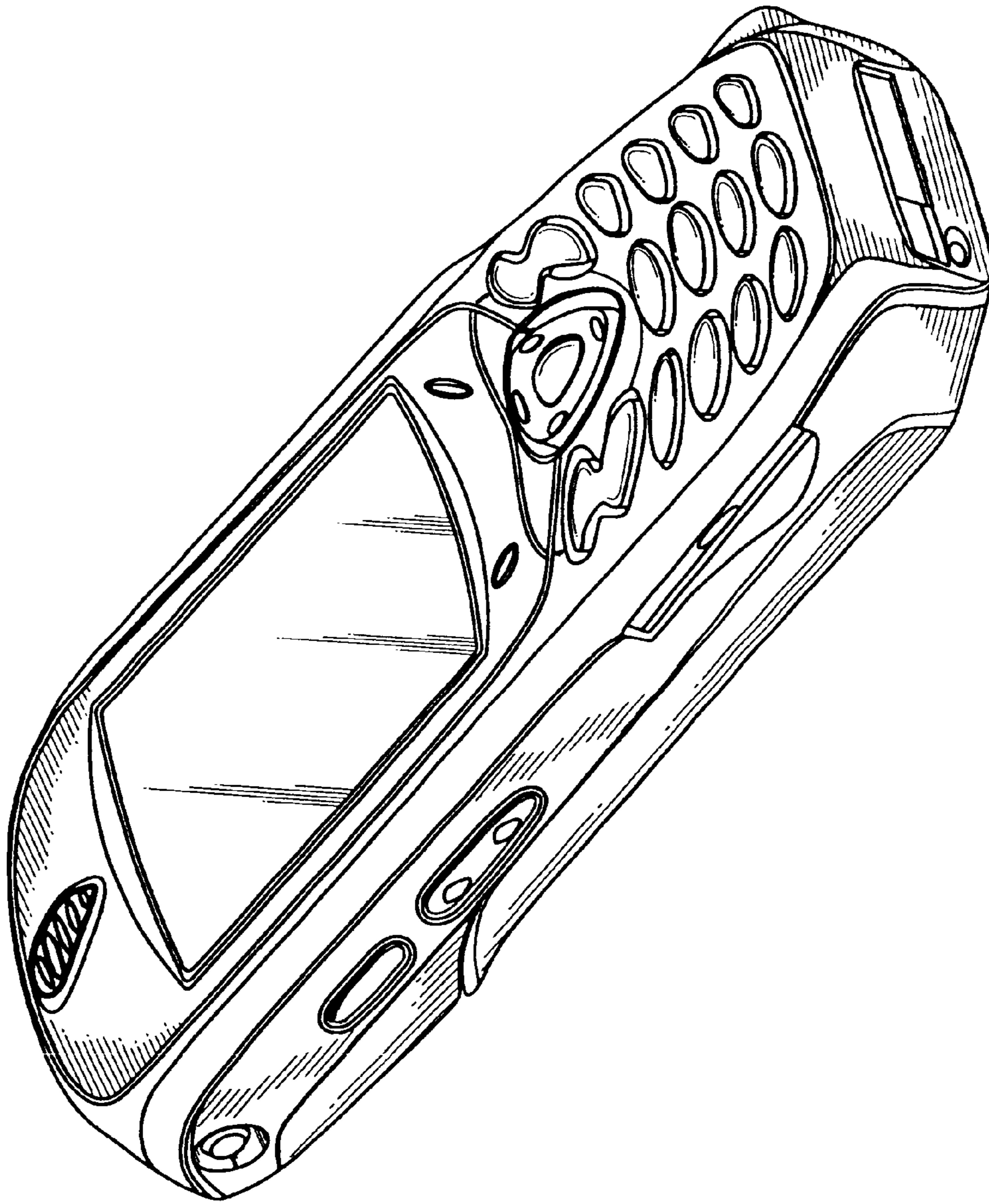


FIG. 1

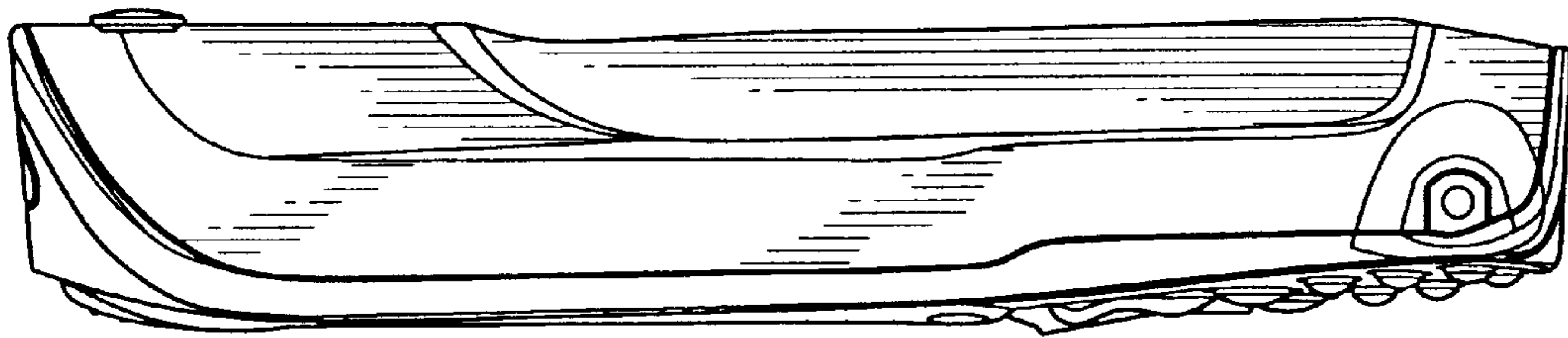


FIG. 2




FIG. 3

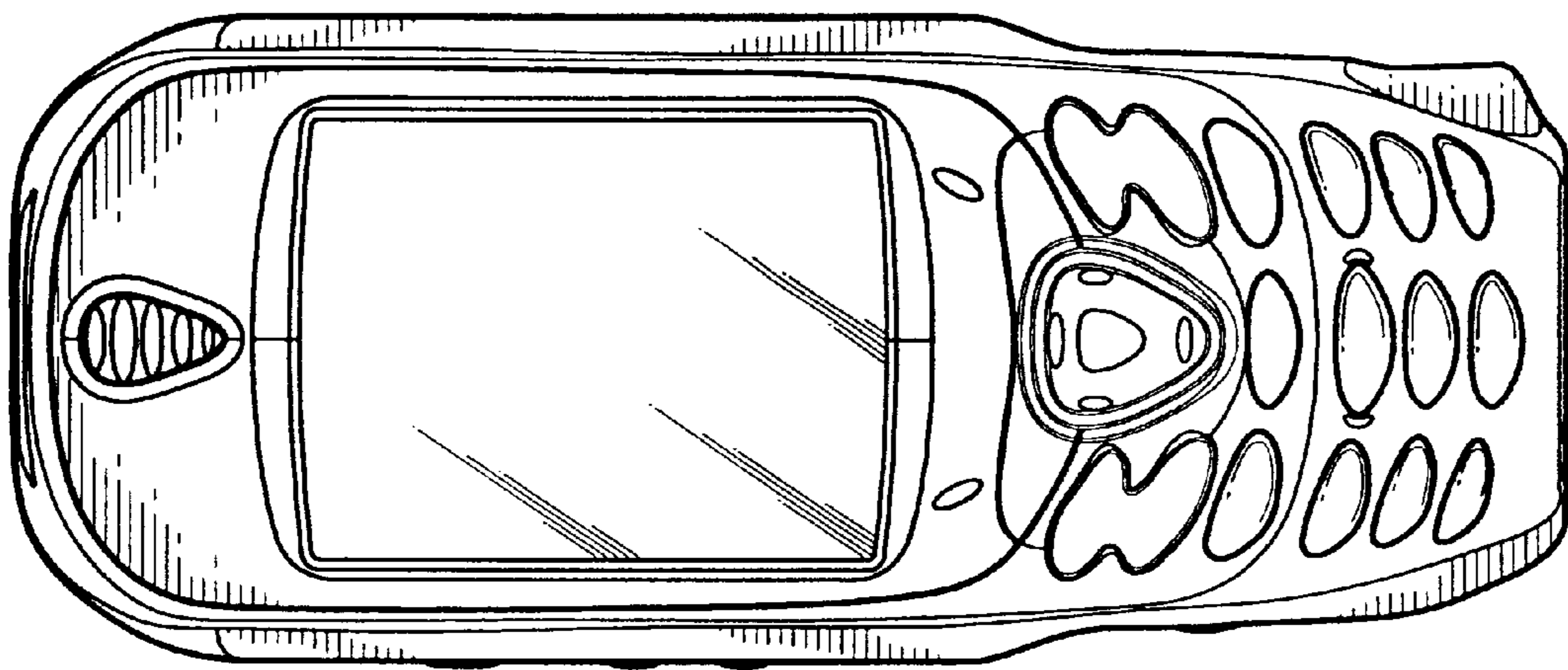


FIG. 4

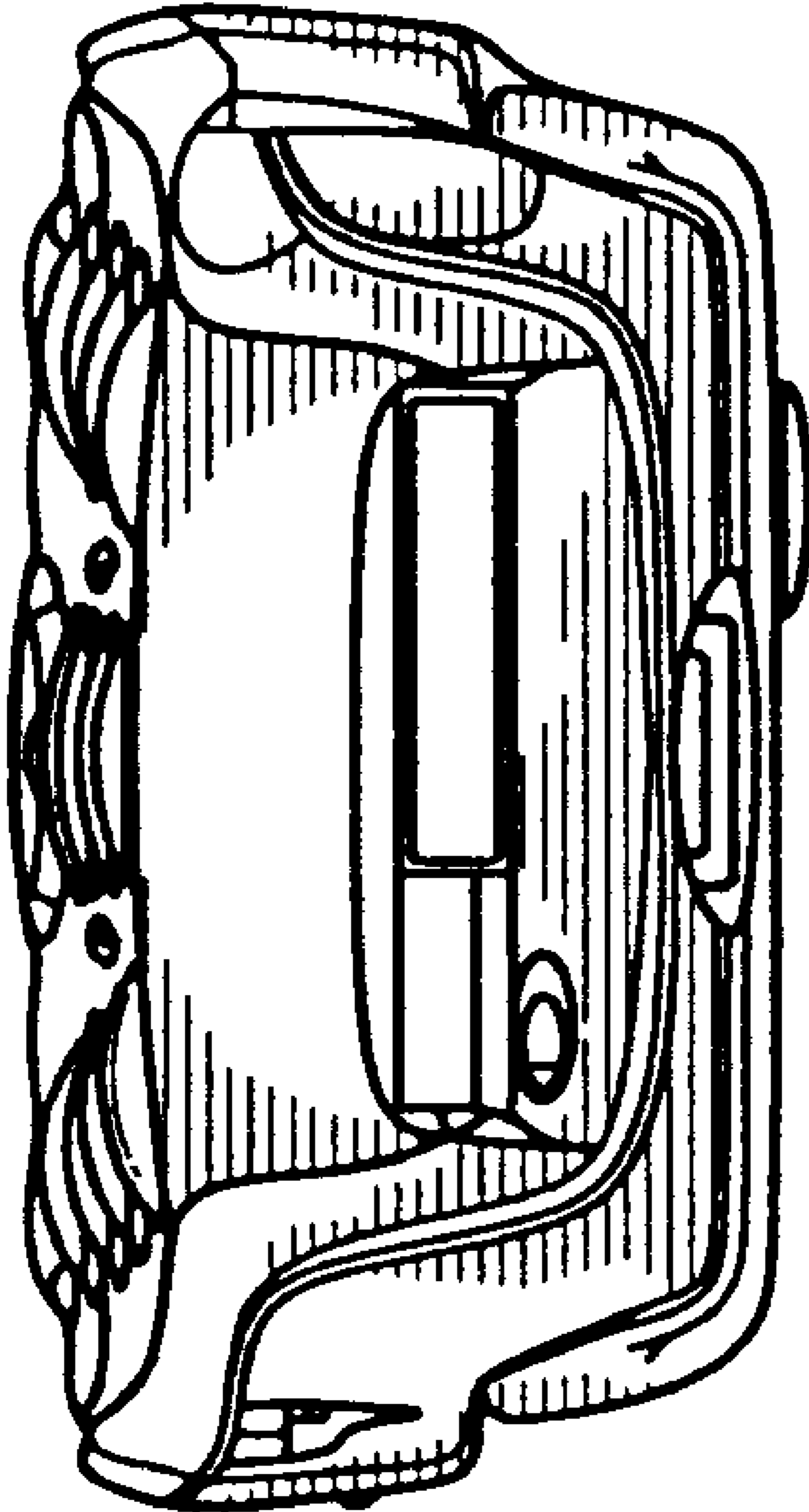


FIG. 5

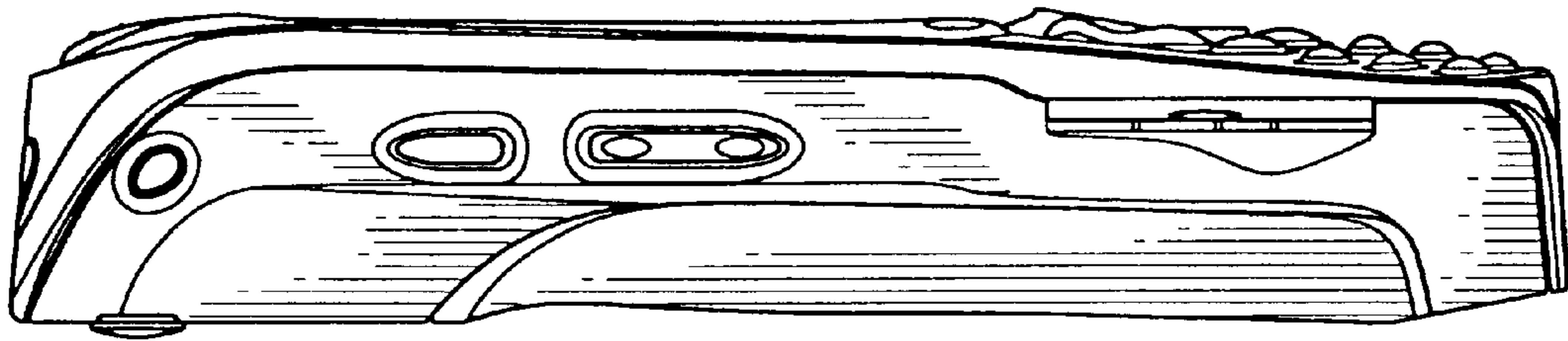


FIG. 6

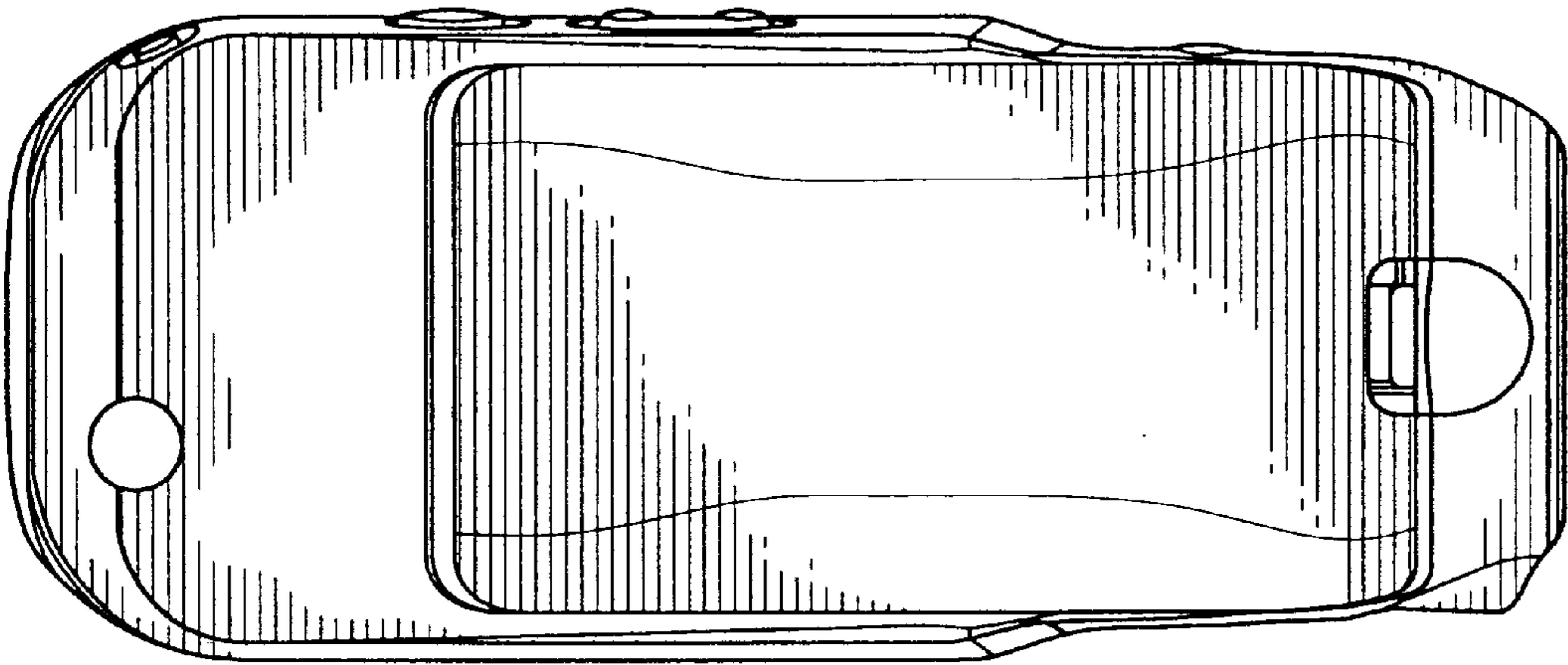


FIG. 7