



US00D486440S

(12) **United States Design Patent**
Isler et al.

(10) **Patent No.:** **US D486,440 S**

(45) **Date of Patent:** **** Feb. 10, 2004**

(54) **TONNEAU COVER RAIL**

(75) Inventors: **Mark Isler**, Warren, OH (US);
Lawrence Saxon, Diamond, OH (US)

(73) Assignee: **Sport Masters**, Newton Falls, OH (US)

(**) Term: **14 Years**

(21) Appl. No.: **29/173,831**

(22) Filed: **Jan. 6, 2003**

(51) **LOC (7) Cl.** **12-06**

(52) **U.S. Cl.** **D12/223**

(58) **Field of Search** D12/223, 221,
D12/400; D25/119, 43, 44; 296/26.08, 26.09,
37.6, 39.1, 392, 100.02, 100.06, 100.09;
108/44, 143

(56) **References Cited**

U.S. PATENT DOCUMENTS

D387,726 S * 12/1997 Maruoka D12/400

6,217,103 B1 * 4/2001 Schultz et al. 296/100.09
6,234,559 B1 * 5/2001 Block et al. 296/100.06
6,464,277 B2 * 10/2002 Wilding 296/37.6
D477,805 S * 7/2003 LaBelle et al. D12/223

* cited by examiner

Primary Examiner—Melody N. Brown

(74) *Attorney, Agent, or Firm*—Harpman & Harpman

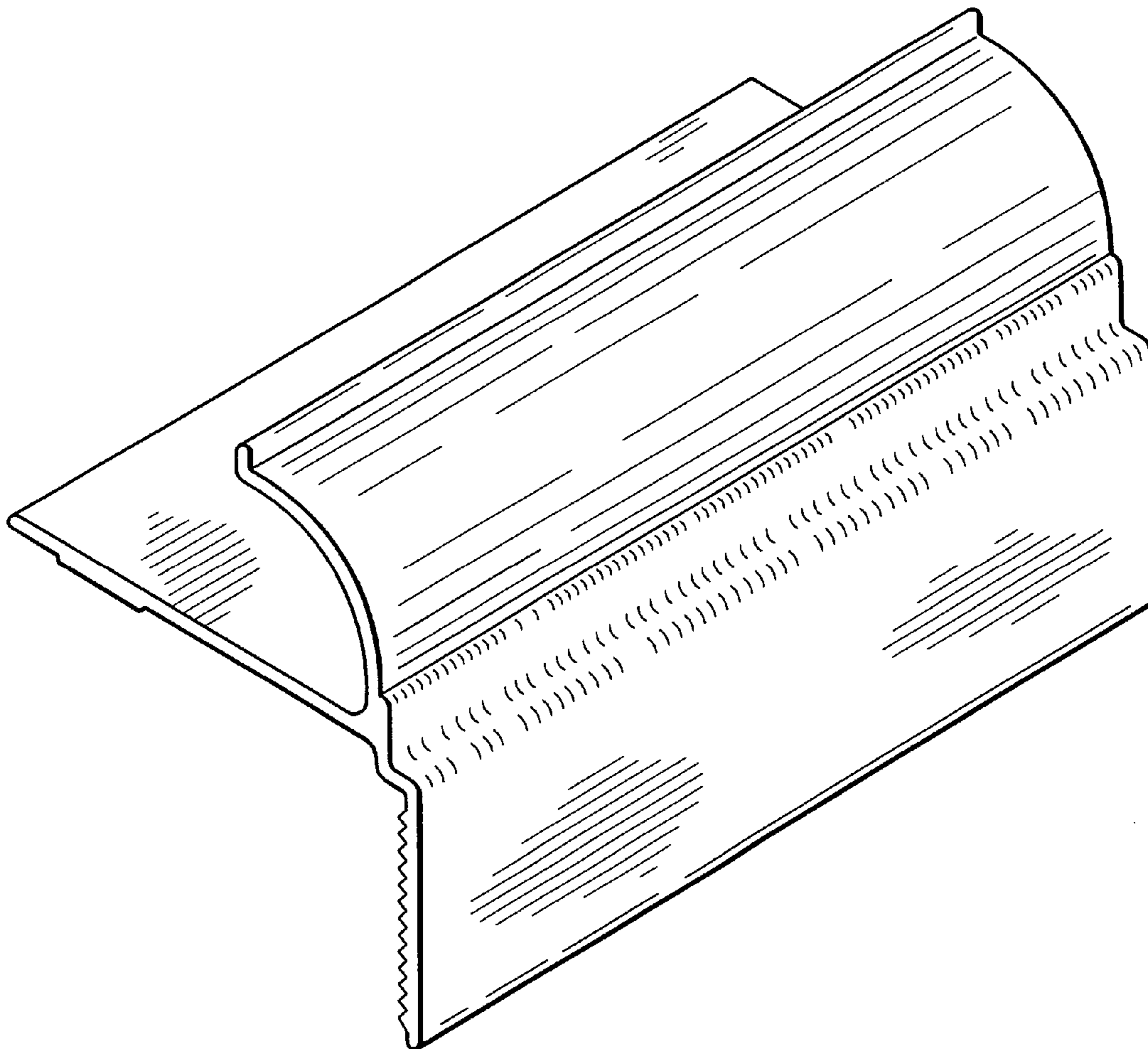
(57) **CLAIM**

The ornamental design for a Tonneau cover rail, as shown and described.

DESCRIPTION

FIG. 1 is a perspective view of the Tonneau cover rail;
FIG. 2 is a front elevational view thereof;
FIG. 3 is a rear elevational view thereof;
FIG. 4 is a top plan view thereof;
FIG. 5 is a bottom plan view thereof; and,
FIG. 6 is a right side elevational view thereof.

1 Claim, 4 Drawing Sheets



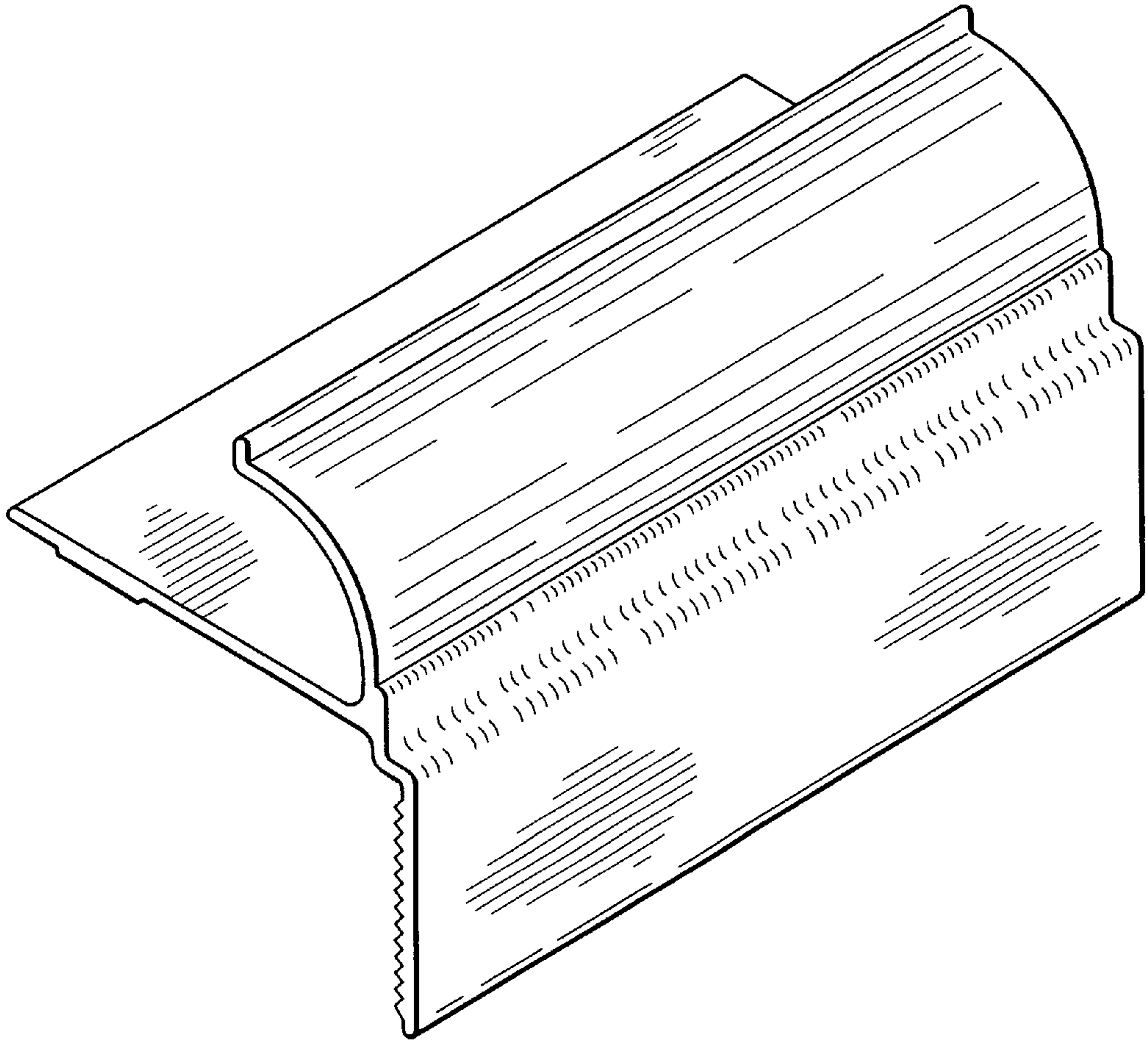


FIG. 1




FIG. 2




FIG. 3




FIG. 4

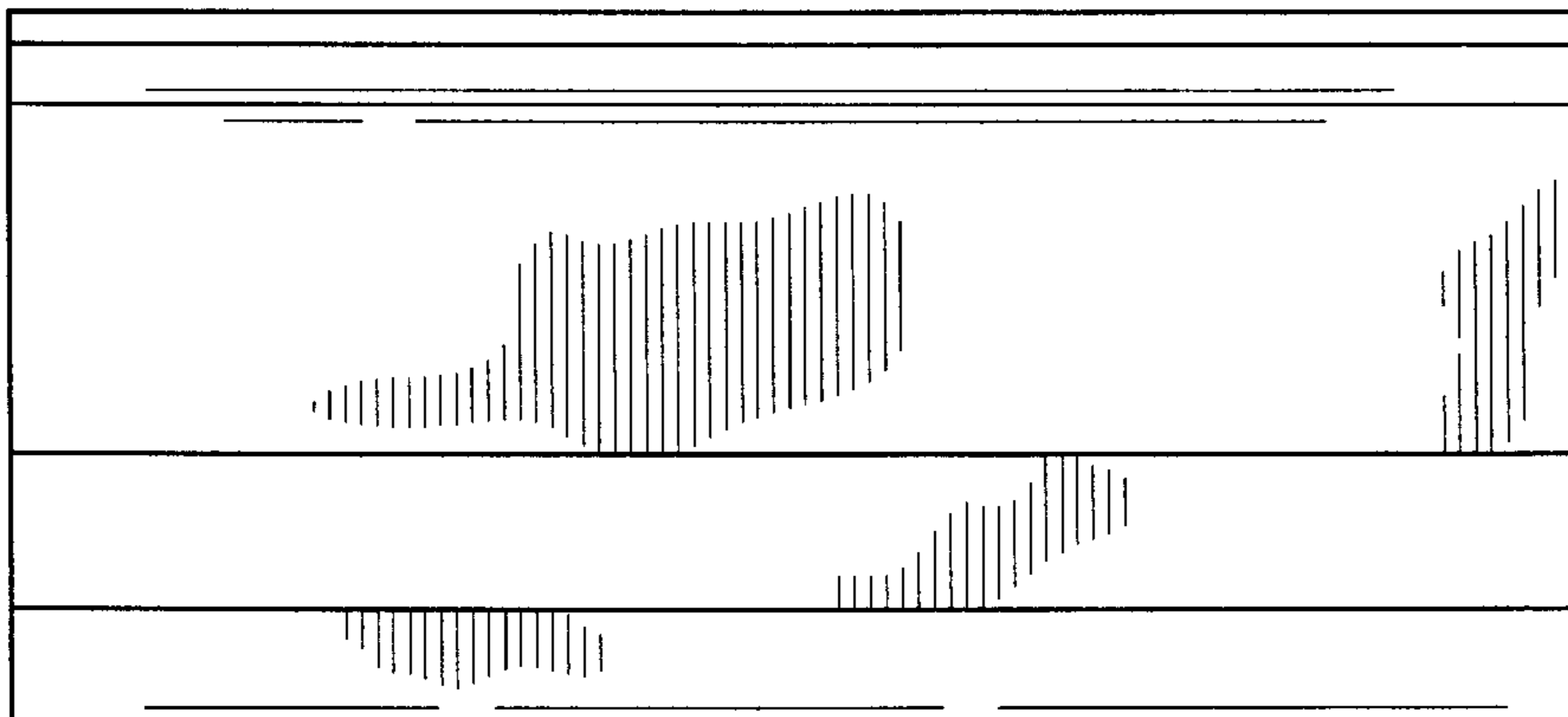


FIG. 5

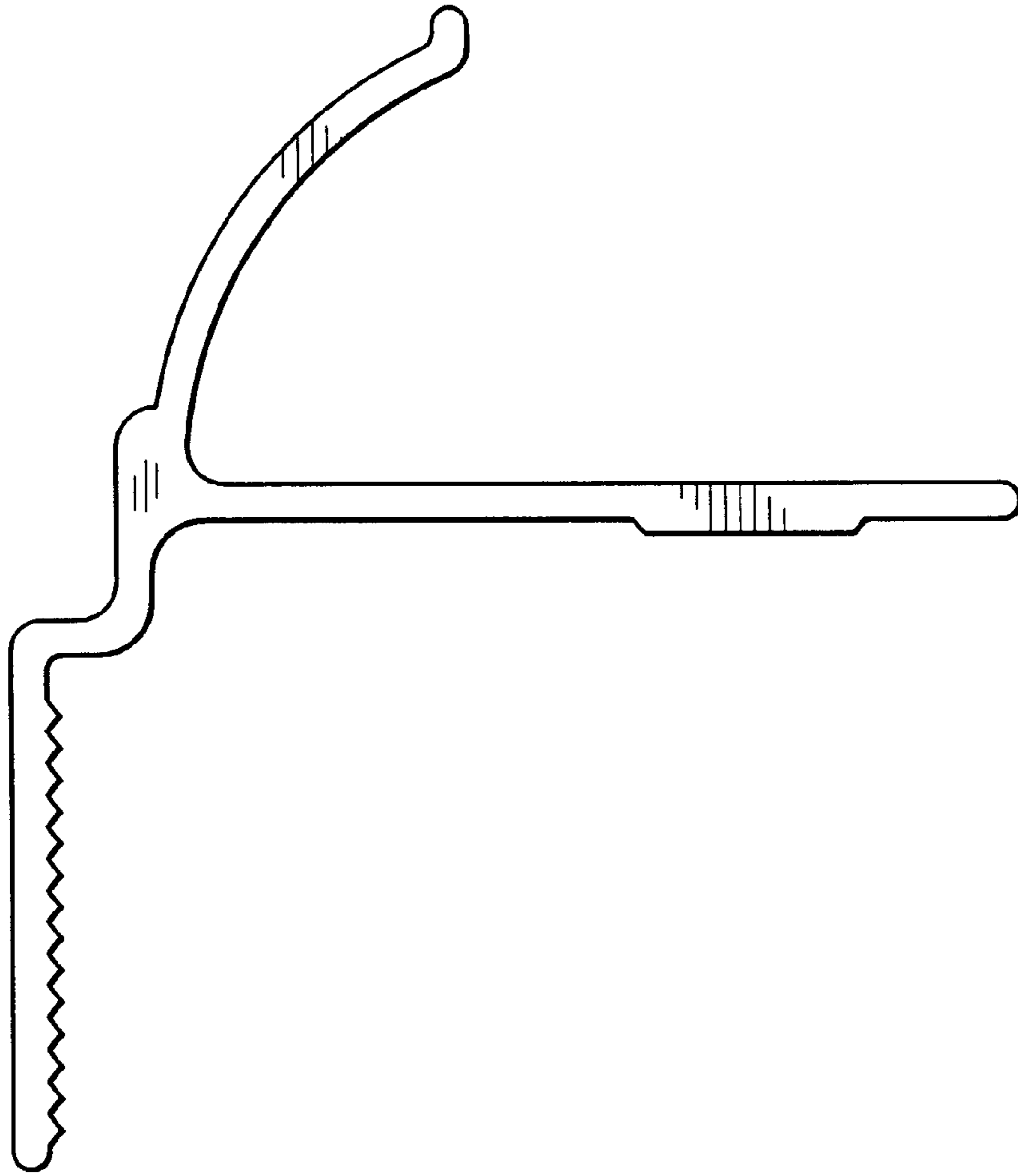


FIG. 6