



US00D486436S

(12) **United States Design Patent**  
**Hussaini et al.**

(10) **Patent No.:** **US D486,436 S**

(45) **Date of Patent:** **\*\* Feb. 10, 2004**

(54) **FLOOR MAT**

(75) Inventors: **Saied Hussaini**, Miami, FL (US); **Marc Iacovelli**, Miami, FL (US); **Edwin Guadalupe**, Miami, FL (US); **Richard Hall**, Miami, FL (US)

(73) Assignee: **Rally Manufacturing, Inc.**, Miami, FL (US)

(\*\*) Term: **14 Years**

(21) Appl. No.: **29/182,095**

(22) Filed: **May 21, 2003**

(51) **LOC (7) Cl.** ..... **12-16**

(52) **U.S. Cl.** ..... **D12/203**

(58) **Field of Search** ..... D12/203; D6/582-586,  
D6/592; 296/97.23; 15/215-217; 428/141;  
280/163, 164.1

(56) **References Cited**

**U.S. PATENT DOCUMENTS**

- 3,526,016 A \* 9/1970 Stata ..... D12/203
- D226,375 S \* 2/1973 Wells et al. .... D12/203
- D232,533 S \* 8/1974 Wells ..... D12/203
- D358,571 S \* 5/1995 Thundercloud ..... D12/203
- D408,342 S \* 4/1999 Yang ..... D12/203

- D433,367 S \* 11/2000 Iacovelli ..... D12/203
- D442,530 S \* 5/2001 Lu ..... D12/203
- D445,748 S \* 7/2001 Iacovelli et al. .... D12/203
- D469,726 S \* 2/2003 Kraines ..... D12/203
- D476,279 S \* 6/2003 Horowitz ..... D12/203

\* cited by examiner

*Primary Examiner*—Stacia Cadmus

(74) *Attorney, Agent, or Firm*—Liniak, Berenato & White

(57) **CLAIM**

The ornamental design for a floor mat, as shown and described.

**DESCRIPTION**

FIG. 1 is a front view of the floor mat according to the present invention.

FIG. 2 is a rear view of the floor mat of FIG. 1.

FIG. 3 is a left side view of the floor mat of FIG. 1.

FIG. 4 is a right side view of the floor mat of FIG. 1.

FIG. 5 is a top view of the floor mat of FIG. 1.

FIG. 6 is a bottom view of the floor mat of FIG. 1; and,

FIG. 7 is a front and left elevational perspective view of the floor mat of FIG. 1.

The broken line showing of environment is for illustrative purposes only and forms no part of the claimed design.

**1 Claim, 5 Drawing Sheets**

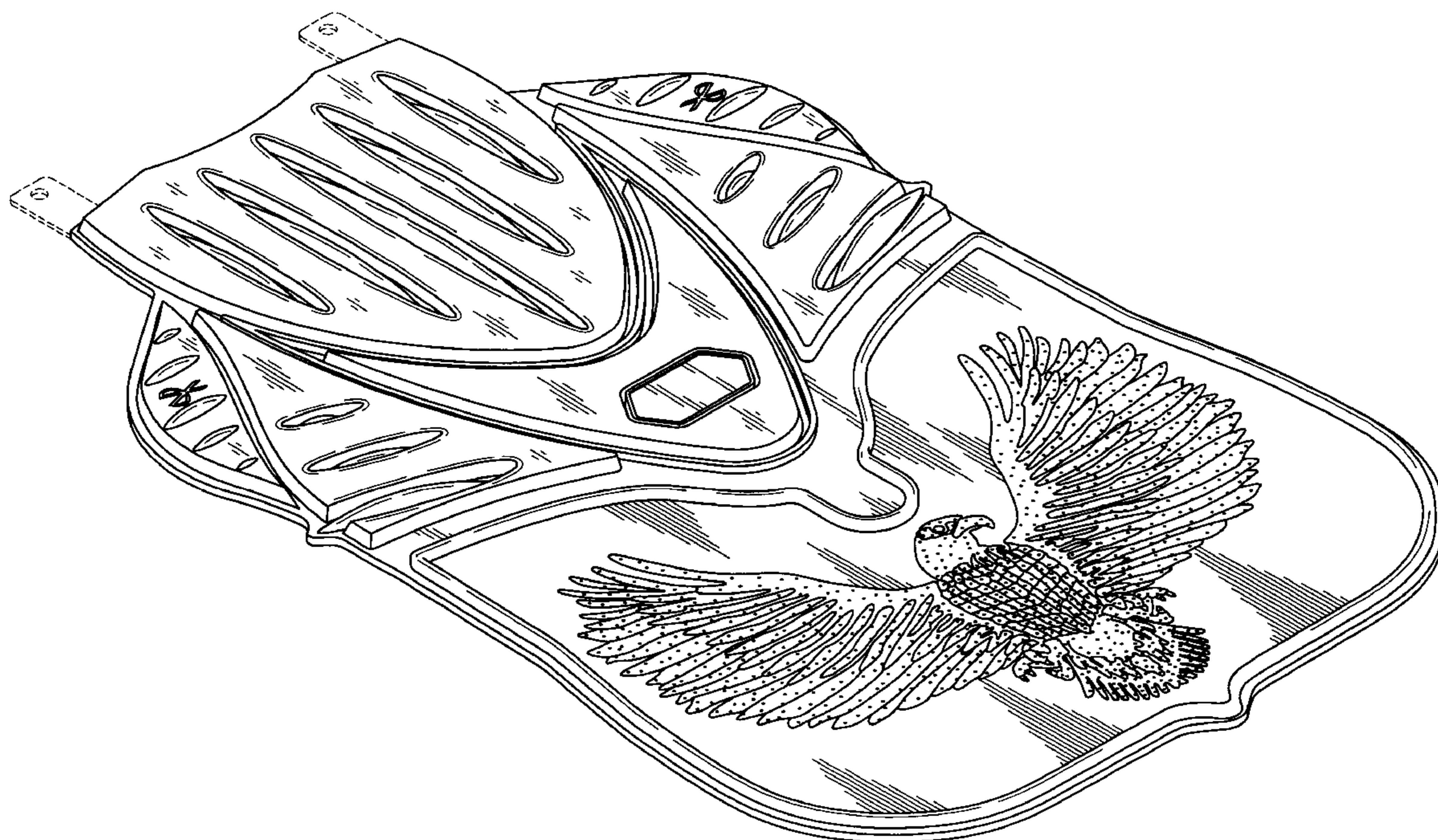


Fig. 1




Fig. 2

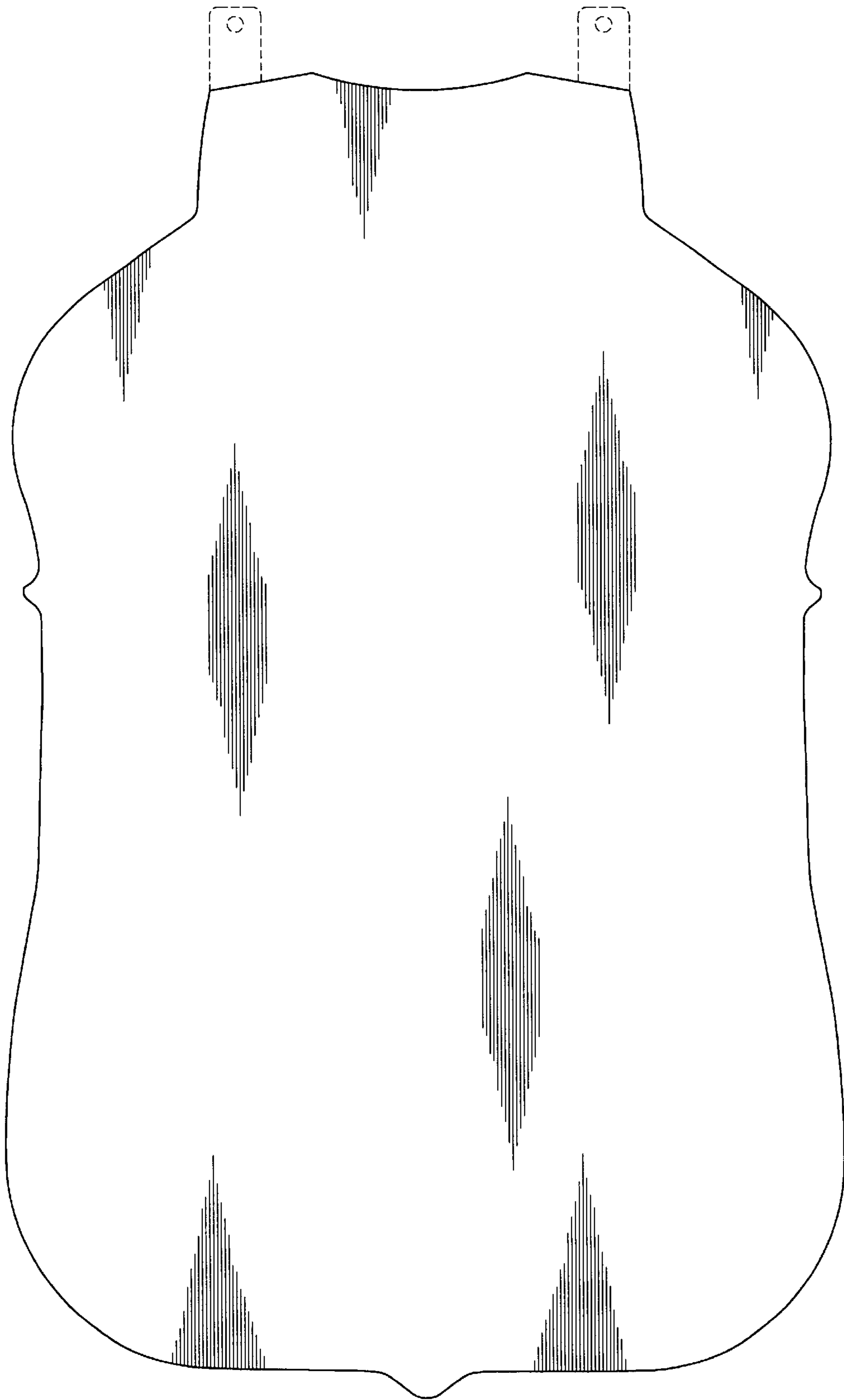


Fig. 3



Fig. 4



Fig. 5




Fig. 6

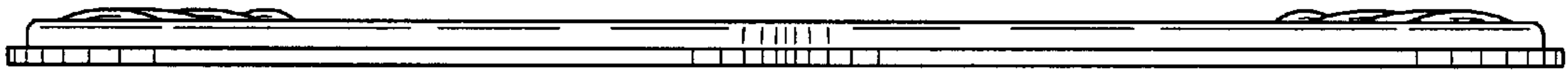


Fig. 7

