



US00D486416S

(12) **United States Design Patent**  
**Pachachi**

(10) **Patent No.:** **US D486,416 S**

(45) **Date of Patent:** **\*\* Feb. 10, 2004**

(54) **EARRING**

(75) **Inventor:** **Reema Pachachi**, London (GB)

(73) **Assignee:** **De Beers LV Ltd.**, London (GB)

(\*\*) **Term:** **14 Years**

(21) **Appl. No.:** **29/170,785**

(22) **Filed:** **Nov. 12, 2002**

(51) **LOC (7) Cl.** ..... **11-01**

(52) **U.S. Cl.** ..... **D11/40**

(58) **Field of Search** ..... D11/1, 2, 40-50,  
D11/53-79, 81, 95, 99, 103, 108, 207;  
63/1.12-1.13, 12-13, 14.1-14.9, 20, 22-23,  
26-28, 35, 43

(56) **References Cited**

**U.S. PATENT DOCUMENTS**

D140,830 S \* 4/1945 Schraysshuen ..... D11/86  
4,282,721 A \* 8/1981 Roach et al. .... 63/14.1  
5,074,128 A \* 12/1991 Kowalski ..... 63/12

D334,905 S \* 4/1993 Ritz ..... D11/43  
D404,337 S \* 1/1999 Goodman et al. .... D11/86  
D419,908 S \* 2/2000 Leonard ..... D11/86

\* cited by examiner

*Primary Examiner*—Cathy MacCormac

(74) *Attorney, Agent, or Firm*—Clifford W. Browning;  
Woodard, Emhardt, Moriarty, McNett & Henry LLP


(57) **CLAIM**

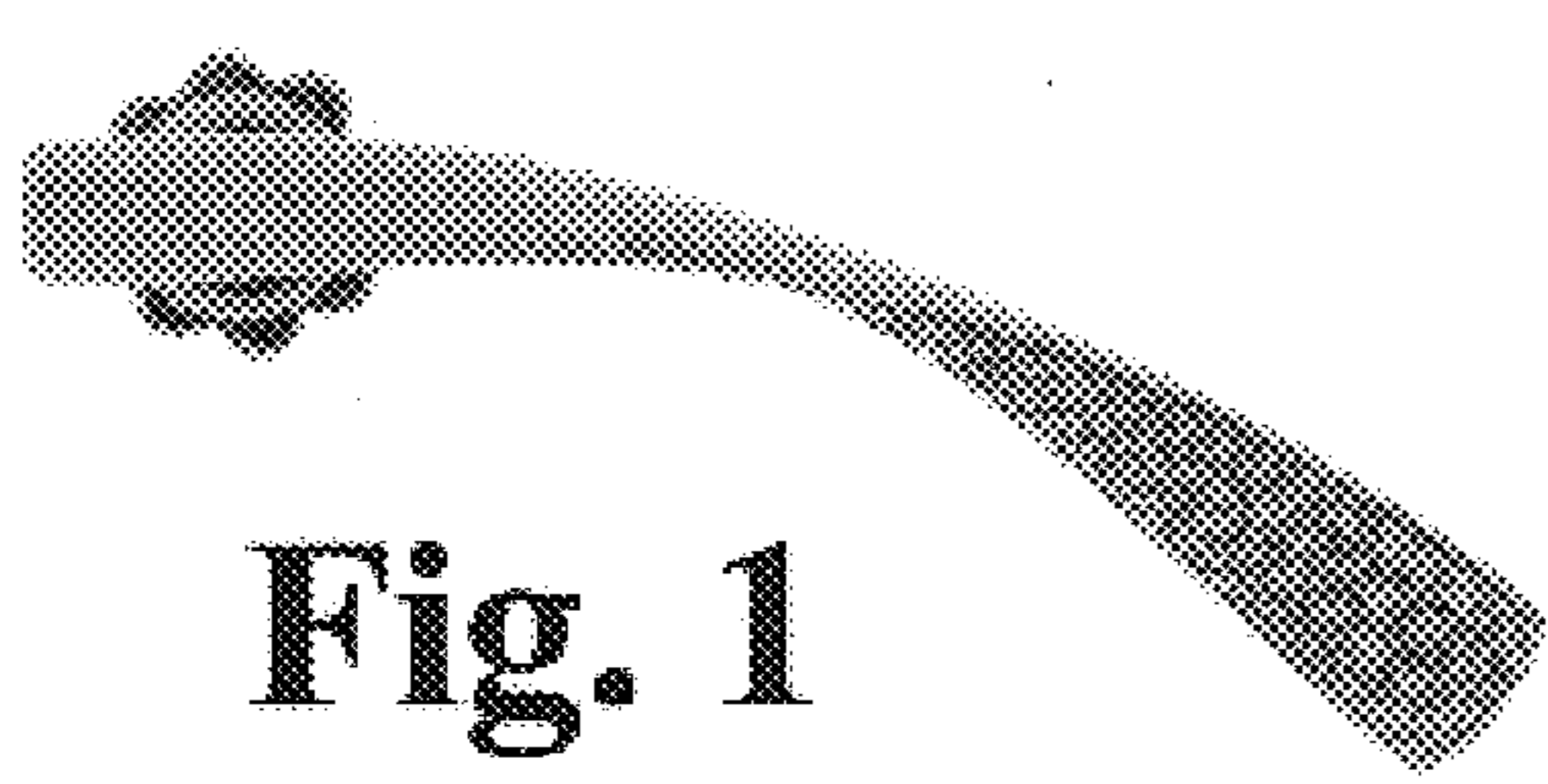
The ornamental design for an earring, as shown and described.

**DESCRIPTION**

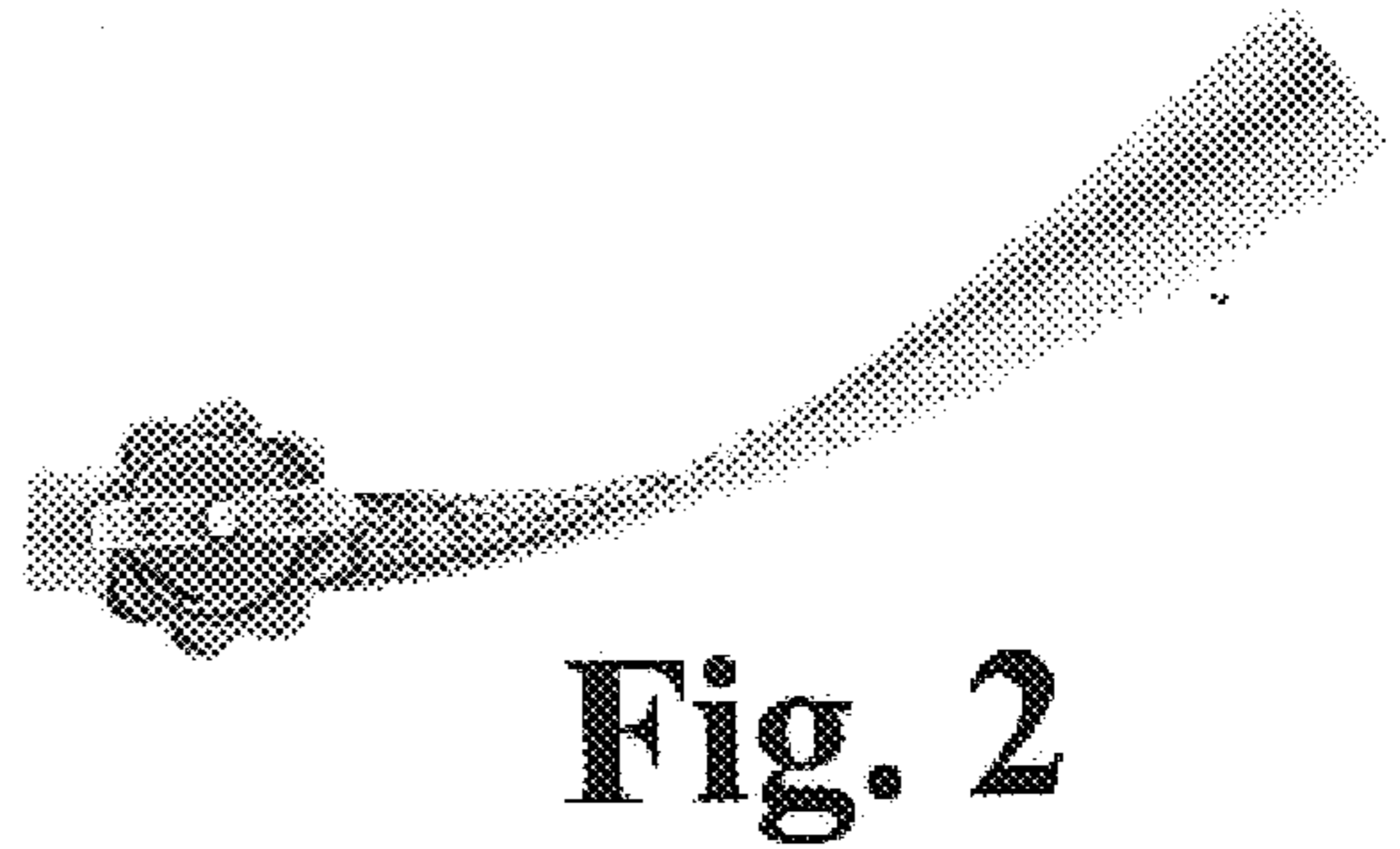
FIG. 1 is a front view of an earring, showing my new design.  
FIG. 2 is a rear view thereof;  
FIG. 3 is a top view thereof;  
FIG. 4 is a bottom view thereof;  
FIG. 5 is a right side view thereof;  
FIG. 6 is a left side view thereof; and,  
FIG. 7 is a perspective view thereof.

**1 Claim, 1 Drawing Sheet**







**Fig. 1**




**Fig. 2**



**Fig. 3**




**Fig. 4**



**Fig. 5**



**Fig. 6**



**Fig. 7**