



US00D486403S

(12) **United States Design Patent**
Baumann

(10) **Patent No.:** **US D486,403 S**

(45) **Date of Patent:** **** Feb. 10, 2004**

(54) **WRISTWATCH**

(75) Inventor: **Rene Baumann**, Erlenbach (CH)

(73) Assignee: **Desco Von Schulthess AG**, Zurich (CH)

(**) Term: **14 Years**

(21) Appl. No.: **29/143,076**

(22) Filed: **Jun. 8, 2001**

(30) **Foreign Application Priority Data**

Dec. 11, 2000 (WO) DMA/005 109

(51) **LOC (7) Cl.** **10-02**

(52) **U.S. Cl.** **D10/32**

(58) **Field of Search** D10/1-39, 122-132;
368/276-277, 285, 281-282; D11/3-25;
63/1-11, 3, 5

(56) **References Cited**

U.S. PATENT DOCUMENTS

D241,630 S * 9/1976 Burke D10/32
D378,064 S * 2/1997 Wild D10/32

OTHER PUBLICATIONS

Jeweler's Circular-Keystone—Jul. 1978—p. 253—watch at bottom-right.*

Jeweler's Circular-Keystone—Jul. 1984—p. 207—watch#EX014 at right.*

* cited by examiner

Primary Examiner—Nelson C. Holtje

(74) *Attorney, Agent, or Firm*—Sughrue Mion, PLLC

(57) **CLAIM**

The ornamental design for a wristwatch, as shown.

DESCRIPTION

FIG. 1 is a perspective view of the front and one side of a wristwatch showing my new design;

FIG. 2 is a front view thereof;

FIG. 3 is a rear view thereof;

FIG. 4 is a side view of said one side thereof;

FIG. 5 is a side view of the opposite side thereof;

FIG. 6 is an end view of one end thereof; and,

FIG. 7 is an end view of the opposite end thereof.

1 Claim, 2 Drawing Sheets



FIG. 1



FIG. 2




FIG. 3




FIG. 4




FIG. 6




FIG. 5




FIG. 7

