



US00D486392S

(12) **United States Design Patent**
Chuang

(10) **Patent No.:** **US D486,392 S**

(45) **Date of Patent:** **** Feb. 10, 2004**

(54) **CONTAINER**

(76) **Inventor:** **Kai Win Chuang**, 2095 S. Leo Ave.,
Commerce, CA (US) 90040

(**) **Term:** **14 Years**

(21) **Appl. No.:** **29/168,431**

(22) **Filed:** **Oct. 3, 2002**

(51) **LOC (7) Cl.** **09-01**

(52) **U.S. Cl.** **D9/503**

(58) **Field of Search** D7/615; D9/500-504,
D9/506-509, 513, 515, 516, 519, 545, 549,
556, 557; D28/73, 76-77; 215/379-383,
400; 220/796, 890

(56) **References Cited**

U.S. PATENT DOCUMENTS

3,265,238 A * 8/1966 Bernhardt et al. 220/796
D269,763 S * 7/1983 Fortuna D9/556
D269,765 S * 7/1983 Fortuna D9/556
D272,804 S * 2/1984 Braun D9/504

D282,630 S * 2/1986 Braun D9/504
D373,084 S * 8/1996 Choi D9/504
D443,797 S * 6/2001 Verbeek D7/615
D445,032 S * 7/2001 Hammer D9/504
D474,974 S * 5/2003 Bakic D9/504
D476,233 S * 6/2003 Versace D9/504

* cited by examiner

Primary Examiner—Sandra L. Morris

(74) *Attorney, Agent, or Firm*—Raymond Y. Chan; David
and Raymond Patent Group

(57) **CLAIM**

The ornamental design for a container, as shown.

DESCRIPTION

FIG. 1 is a perspective view showing my new design.
FIG. 2 illustrates a front view, back view, left side view, and
right side view.
FIG. 3 is a top view thereof; and,
FIG. 4 is a bottom view thereof.

1 Claim, 2 Drawing Sheets






FIG. 2




FIG. 1




FIG. 4




FIG. 3