



US00D486373S

(12) **United States Design Patent**
Jimenez

(10) **Patent No.:** **US D486,373 S**

(45) **Date of Patent:** **** Feb. 10, 2004**

(54) **SAW HANDLE**

(75) **Inventor:** **Eduardo J. Jimenez**, Manalapan, NJ
(US)

(73) **Assignee:** **KC Holdings, LLC**

(**) **Term:** **14 Years**

(21) **Appl. No.:** **29/175,780**

(22) **Filed:** **Feb. 11, 2003**

(51) **LOC (7) Cl.** **08-03**

(52) **U.S. Cl.** **D8/97**

(58) **Field of Search** D8/95, 96, 97,
D8/98, 99, 100, 107; 30/513, 514, 515,
516, 517, 507, 511

(56) **References Cited**

U.S. PATENT DOCUMENTS

D251,963 S	*	5/1979	Breger	D8/97
D259,328 S	*	5/1981	Covey	D8/97
D266,644 S	*	10/1982	Shimizu	D8/95
D307,537 S	*	5/1990	Englund	D8/97
D310,318 S	*	9/1990	Backman	D8/95
D323,966 S	*	2/1992	Tanabe	D8/97
D409,892 S	*	5/1999	Juhlin	D8/96
D428,321 S	*	7/2000	Ranieri et al.	D8/96
D440,856 S		4/2001	Jimenez	D8/97
D442,458 S		5/2001	Jimenez	D8/97
D463,966 S	*	10/2002	Juhlin	D8/97

* cited by examiner

Primary Examiner—Philip S. Hyder
(74) *Attorney, Agent, or Firm*—Wolff Law Offices, PLLC;
Kevin Alan Wolff

(57) **CLAIM**

The ornamental design for a saw handle, as shown and described.

DESCRIPTION

FIG. 1 is a perspective view of the saw handle showing my new design looking downwardly at a rear and left side thereof, and showing a saw blade in broken lines attached to the saw handle;

FIG. 2 is a left elevation view of the saw handle and the attached saw blade in broken lines;

FIG. 3 is a front elevation view of the saw handle and the saw blade in broken lines;

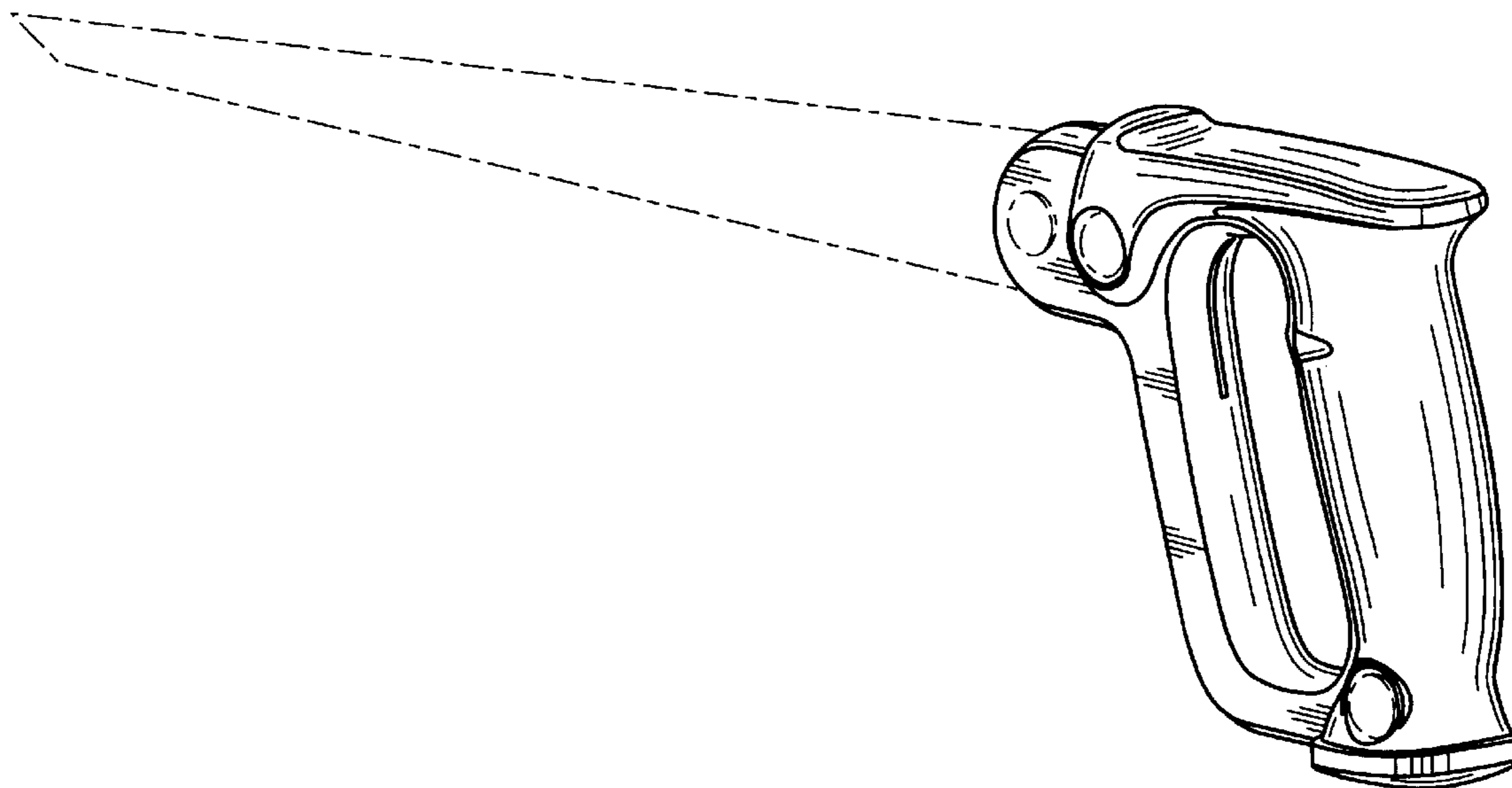
FIG. 4 is a rear elevation view of the saw handle;

FIG. 5 is a top plan view of the saw handle and the saw blade in broken lines; and,

FIG. 6 is a bottom plan view of the saw handle and the saw blade in broken lines.

The broken lines showing the saw blade and the means for mounting the saw handle to the saw blade are for illustrative purposes only and forms no part of the claimed design. A right side elevation view of the saw handle is a mirror image of the left side elevation view.

1 Claim, 4 Drawing Sheets



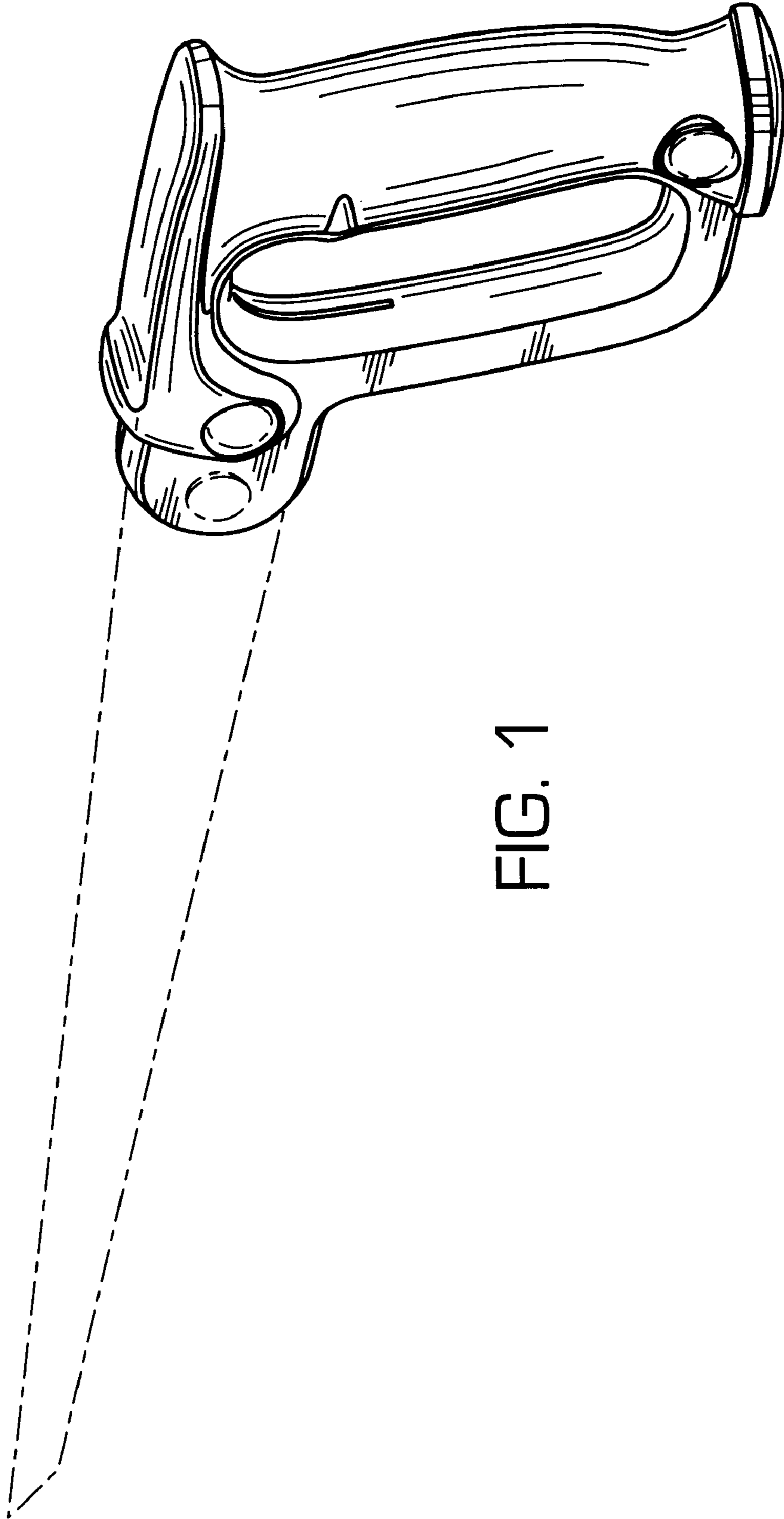


FIG. 1

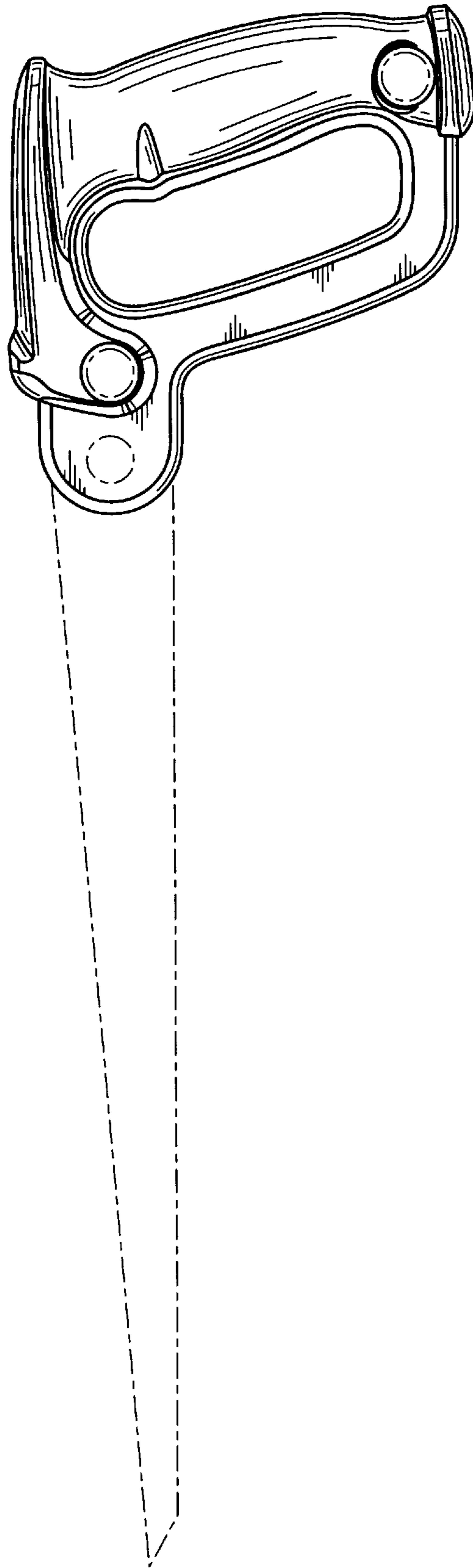


FIG. 2

FIG. 3

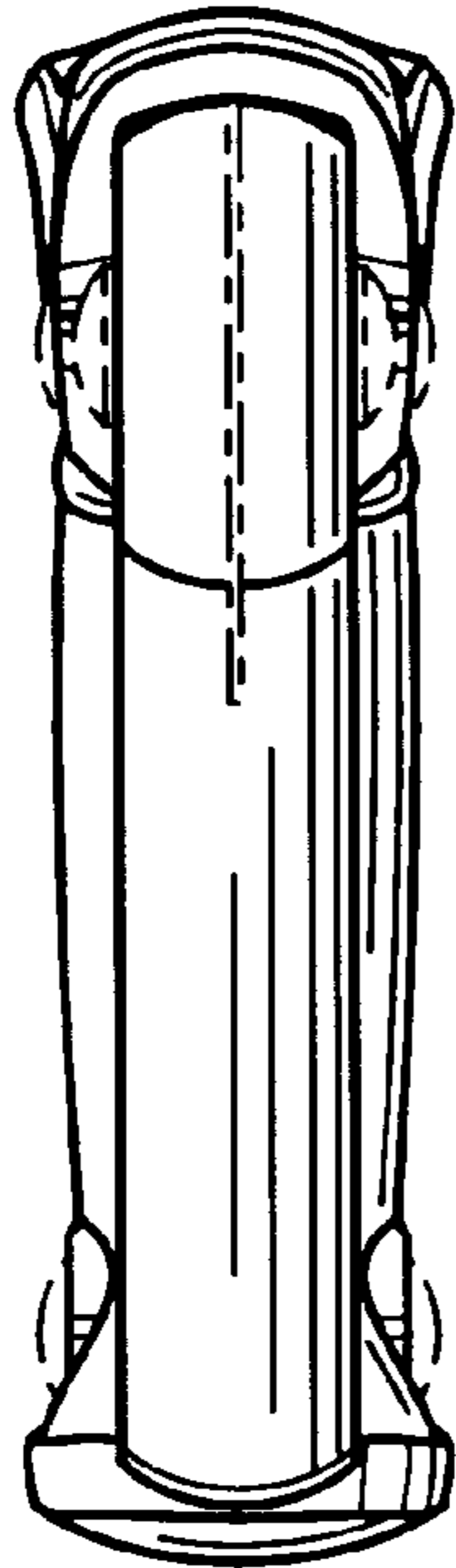


FIG. 4




FIG. 5

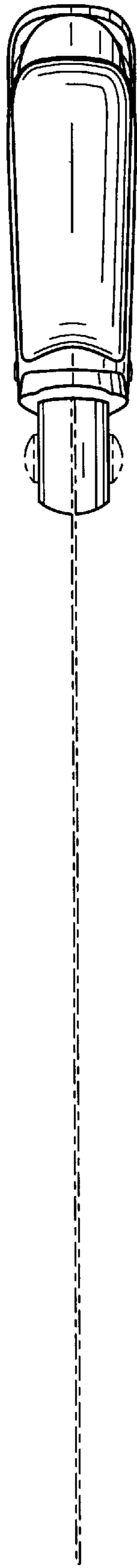


FIG. 6

