



US00D486359S

(12) **United States Design Patent**
Siehr et al.

(10) **Patent No.:** **US D486,359 S**

(45) **Date of Patent:** **** Feb. 10, 2004**

(54) **UTENSIL BOWL**

Utensil Prototype Photographs, 3 sheets. Undated.

(75) Inventors: **Brian J. Siehr**, Sheboygan, WI (US);
Cory R. Boudreau, Madison, WI (US)

Primary Examiner—Terry A. Wallace
(74) *Attorney, Agent, or Firm*—Foley & Lardner

(73) Assignee: **The Vollrath Company, L.L.C.**,
Sheboygan, WI (US)

(57) **CLAIM**

(**) Term: **14 Years**

We claim the ornamental design for a utensil bowl, as shown and described.

(21) Appl. No.: **29/174,772**

DESCRIPTION

(22) Filed: **Jan. 24, 2003**

(51) **LOC (7) Cl.** **07-02**

(52) **U.S. Cl.** **D7/692**

(58) **Field of Search** D7/681–697, 667,
D7/642–664; 30/324–328; 99/279, 323;
210/470–474

FIG. 1 is a top perspective view of an exemplary embodiment of a utensil bowl illustrating our new design;

FIG. 2 is a top plan view thereof;

FIG. 3 is a right side elevational view thereof, the left side elevational view being a mirror image of the right side elevational view shown;

FIG. 4 is a bottom plan view thereof;

FIG. 5 is a front end elevational view thereof;

FIG. 6 is a rear end elevational view thereof; and,

FIG. 7 is an enlarged fragmentary front elevational view of the utensil bowl taken along line 7–7 of FIG. 5.

The ornamental design which is claimed is shown in solid lines in the drawings. The broken lines in the drawings are for illustrative purposes only and form no part of the claimed design.

(56) **References Cited**

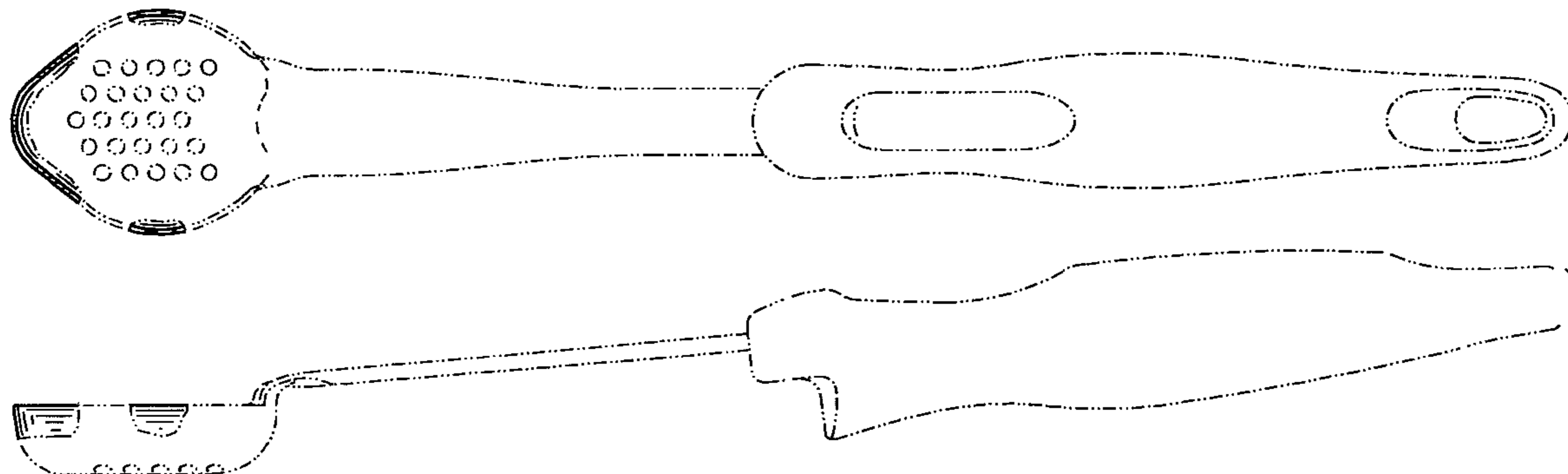
U.S. PATENT DOCUMENTS

D282,708 S	2/1986	Schaeffer
D291,046 S	7/1987	Johnson
D292,663 S	11/1987	Johnson
D312,749 S	12/1990	Kessler

OTHER PUBLICATIONS

1999 VOLLRATH Full-Line Catalog, Smallwares & Light Equipment, The Vollrath Company, L.L.C., 10 pages.
Vollrath Smallwares + Light Equipment Catalog, The Vollrath Company, L.L.C., 2001–2002, 11 pages.

1 Claim, 2 Drawing Sheets



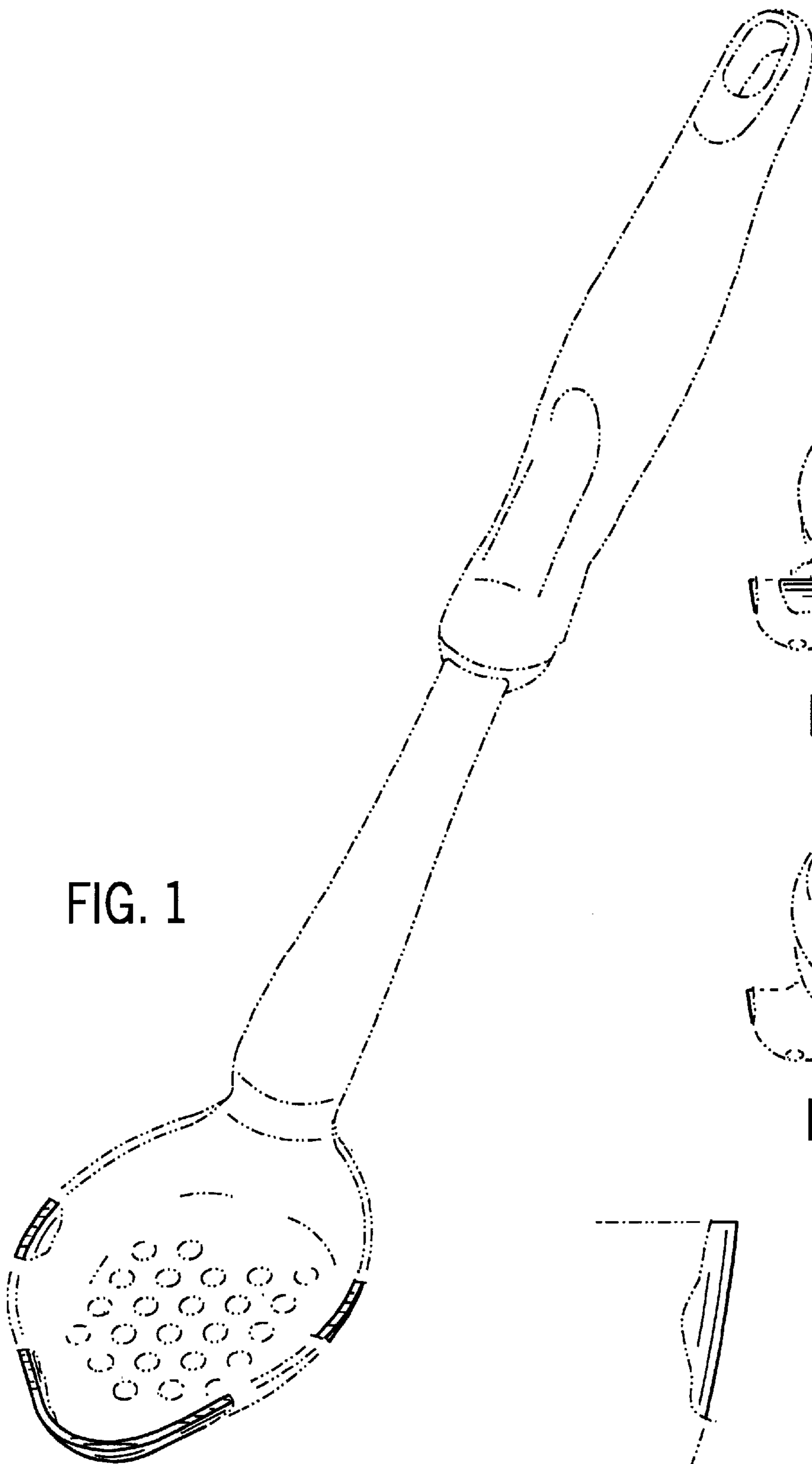


FIG. 1

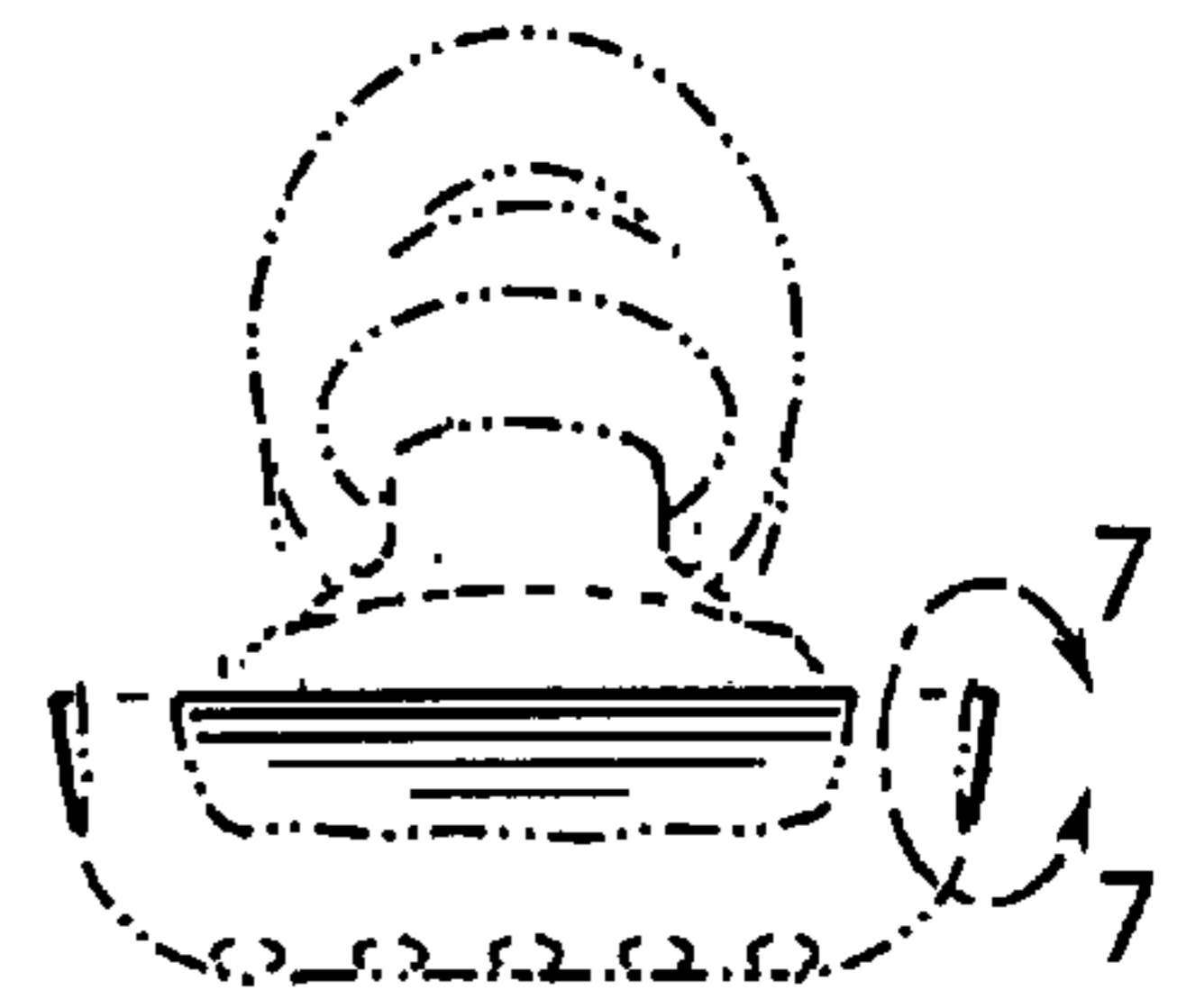


FIG. 5

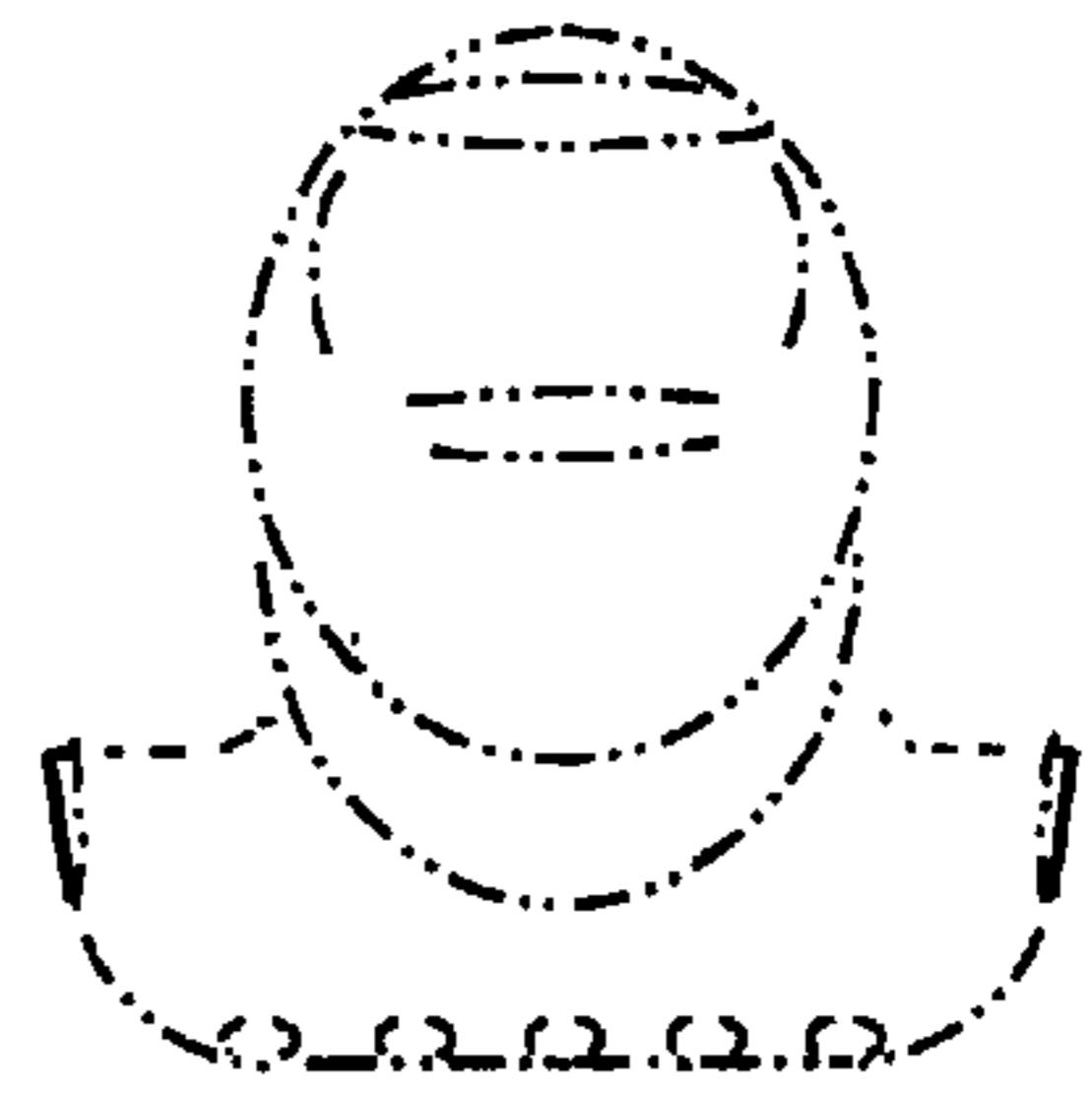


FIG. 6




FIG. 7

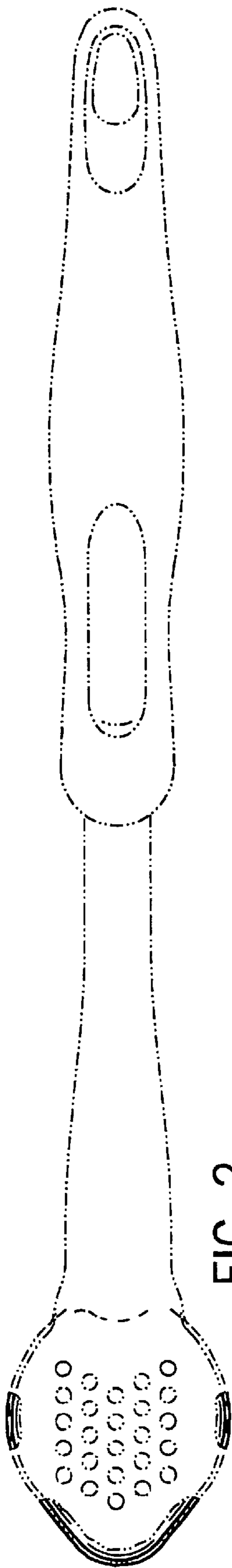


FIG. 2

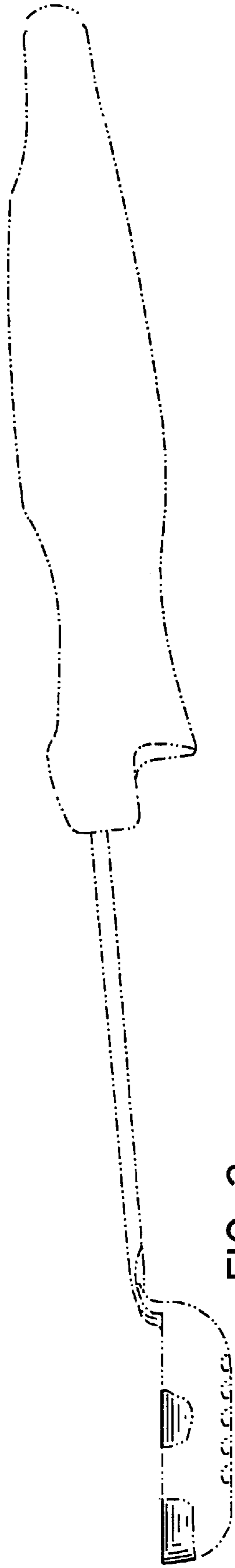


FIG. 3

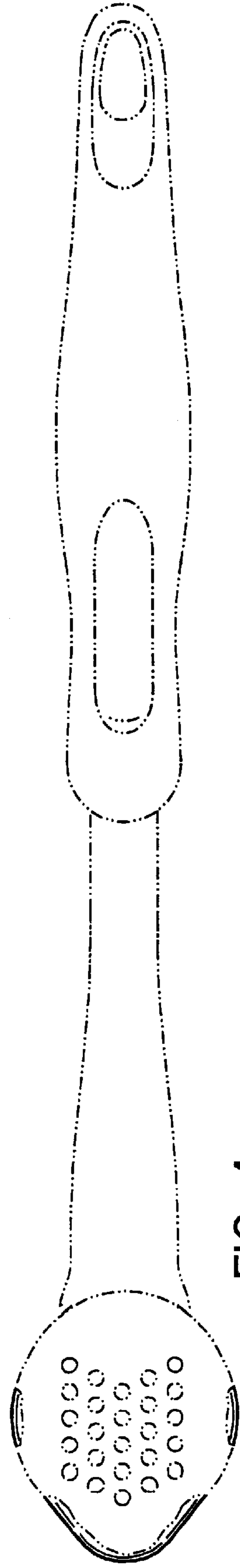


FIG. 4