



US00D486356S

(12) **United States Design Patent**
Hoff et al.

(10) **Patent No.:** **US D486,356 S**

(45) **Date of Patent:** **** Feb. 10, 2004**

(54) **SUPPORT RING FOR A COOKING UTENSIL**

6,055,901 A * 5/2000 Gantos et al. 99/412
D432,356 S * 10/2000 Hoff et al. D7/402

(75) Inventors: **Susan K. Hoff**, Belmont, MI (US);
Bradley J. Pippel, Grandville, MI (US)

* cited by examiner

(73) Assignee: **Access Business Group International LLC.**, Ada, MI (US)

Primary Examiner—Lisa Lichtenstein
(74) *Attorney, Agent, or Firm*—Marc Filigenzi; Alticor Inc.

(**) Term: **14 Years**

(57) **CLAIM**

(21) Appl. No.: **29/177,065**

The ornamental design for a support ring for a cooking utensil, as shown and described.

(22) Filed: **Mar. 4, 2003**

DESCRIPTION

(51) **LOC (7) Cl.** **07-02**

(52) **U.S. Cl.** **D7/409**

(58) **Field of Search** D7/402, 409, 354-361,
D7/387; 99/324, 413, 430, 444, 337; 220/4.03;
126/369, 385.1

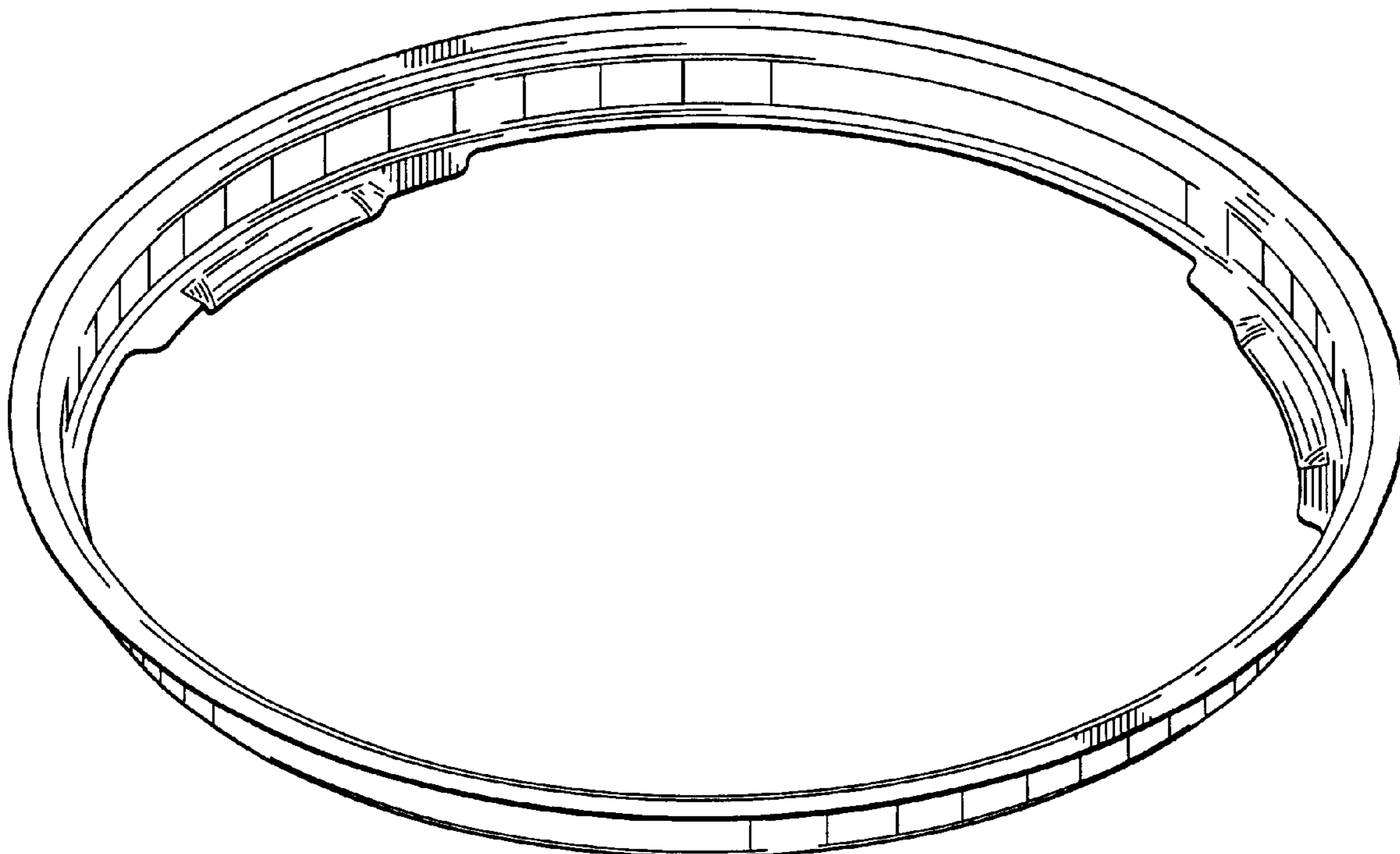
FIG. 1 is a top perspective view of the support ring;
FIG. 2 is a front elevation view thereof;
FIG. 3 is a left side elevation view thereof; and
FIG. 4 is a right side elevation view thereof;
FIG. 5 is a top plan view thereof; and
FIG. 6 is a bottom plan view thereof.
FIG. 7 is a sectional view thereof taken along lines 7—7 of
FIG. 5; and,
FIG. 8 is a sectional view thereof taken along lines 8—8 of
FIG. 5.

(56) **References Cited**

U.S. PATENT DOCUMENTS

D311,849 S * 11/1990 Strand D7/354
D408,215 S * 4/1999 Williams D7/387

1 Claim, 5 Drawing Sheets



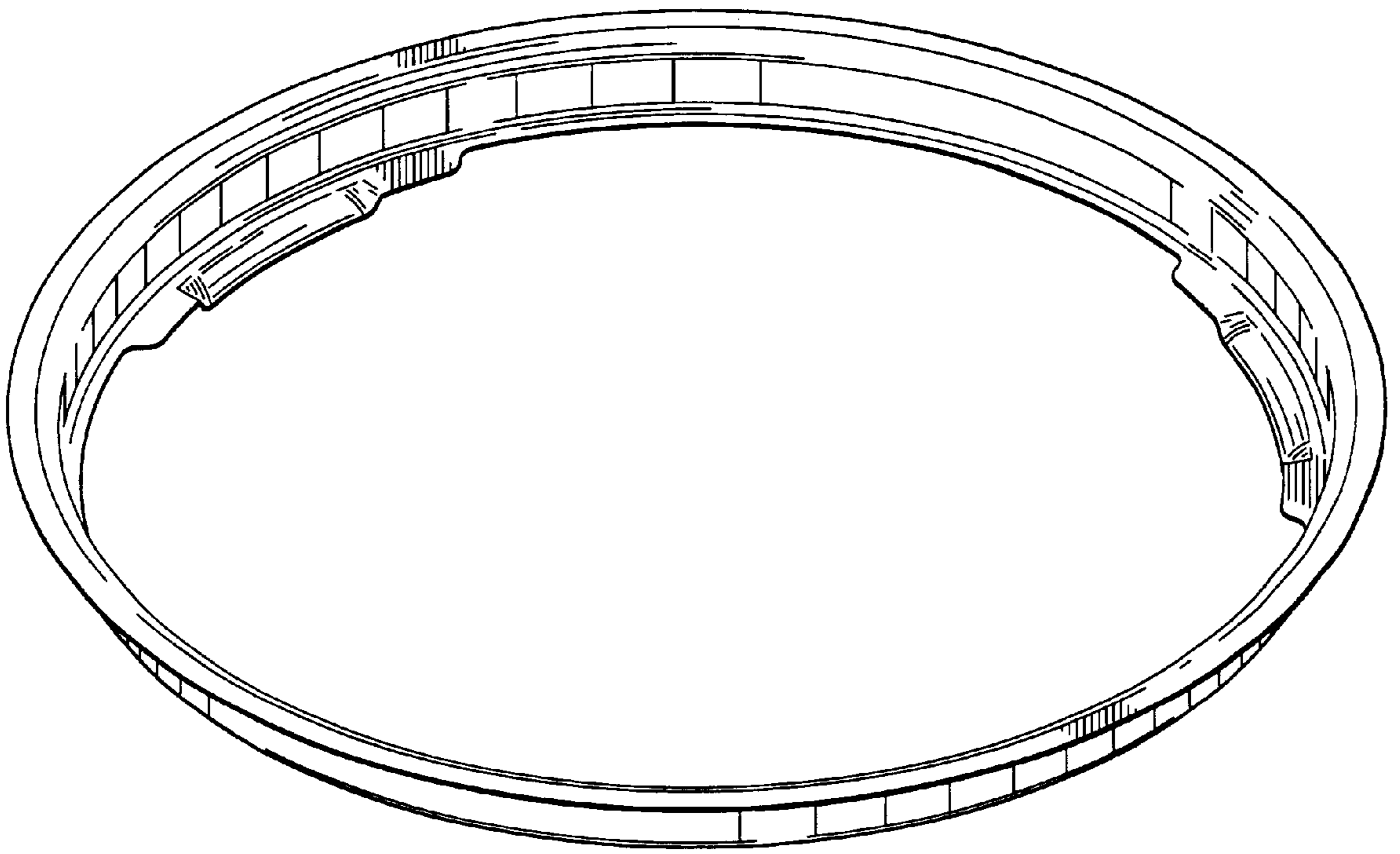


FIG. 1

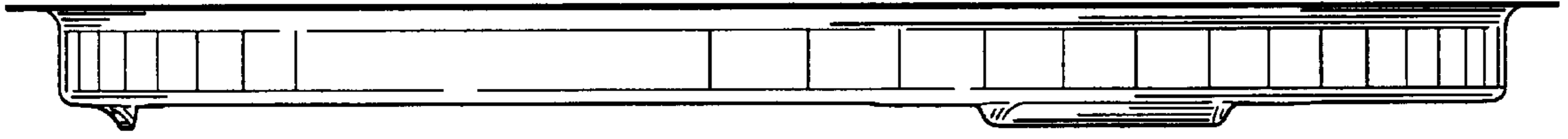


FIG. 2

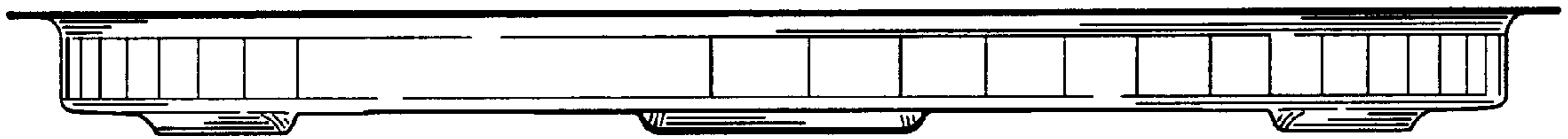


FIG. 3




FIG. 4

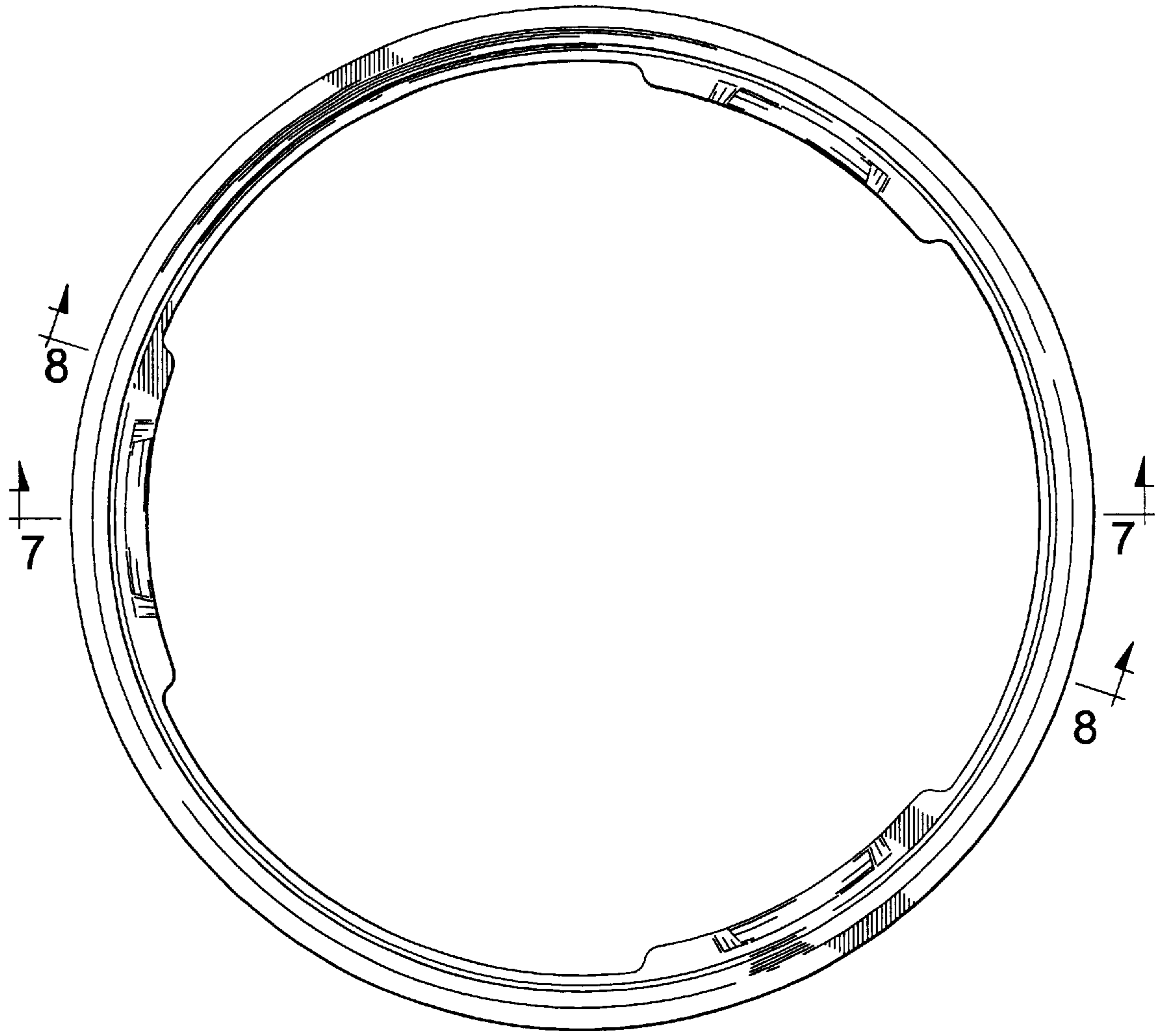


FIG. 5




FIG. 6

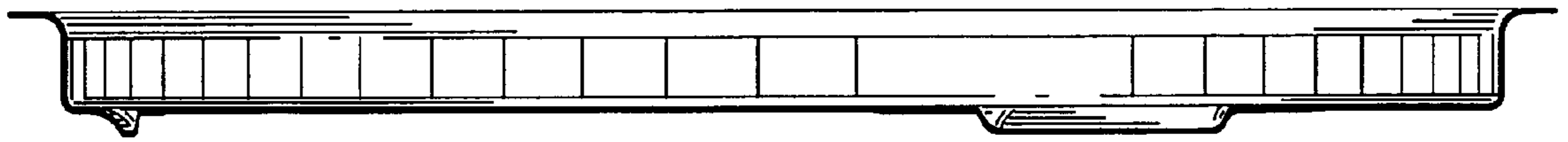


FIG. 7

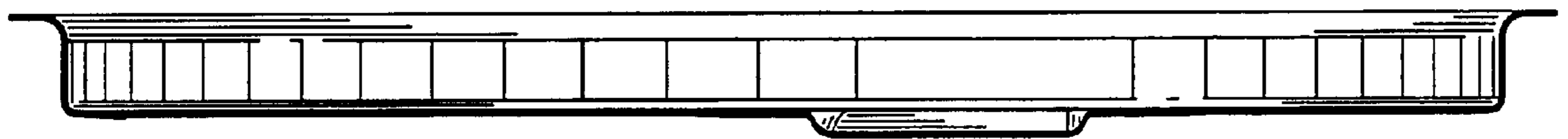


FIG. 8