



US00D486344S

(12) **United States Design Patent**
Ku

(10) **Patent No.:** **US D486,344 S**

(45) **Date of Patent:** **** Feb. 10, 2004**

(54) **INFLATABLE MAT**

D407,670 S * 4/1999 Muhanna D12/128
D455,036 S * 4/2002 Ku D6/604

(76) Inventor: **Tun-Jen Ku**, 16, Kuo Chung 2nd Rd,
Da-Li City, Taichung (TW)

* cited by examiner

(**) Term: **14 Years**

Primary Examiner—Janice E. Seeger
(74) *Attorney, Agent, or Firm*—W. Wayne Liauh

(21) Appl. No.: **29/183,595**

(57) **CLAIM**

(22) Filed: **Jun. 13, 2003**

The ornamental design for an inflatable mat, as shown and described.

(51) **LOC (7) Cl.** **06-09**

DESCRIPTION

(52) **U.S. Cl.** **D6/604; D6/596**

(58) **Field of Search** D6/595–597, 601,
D6/604; 5/630, 632, 633, 636, 639, 710,
731, 736, 652–655, 417–420, 706; D21/809;
D12/316

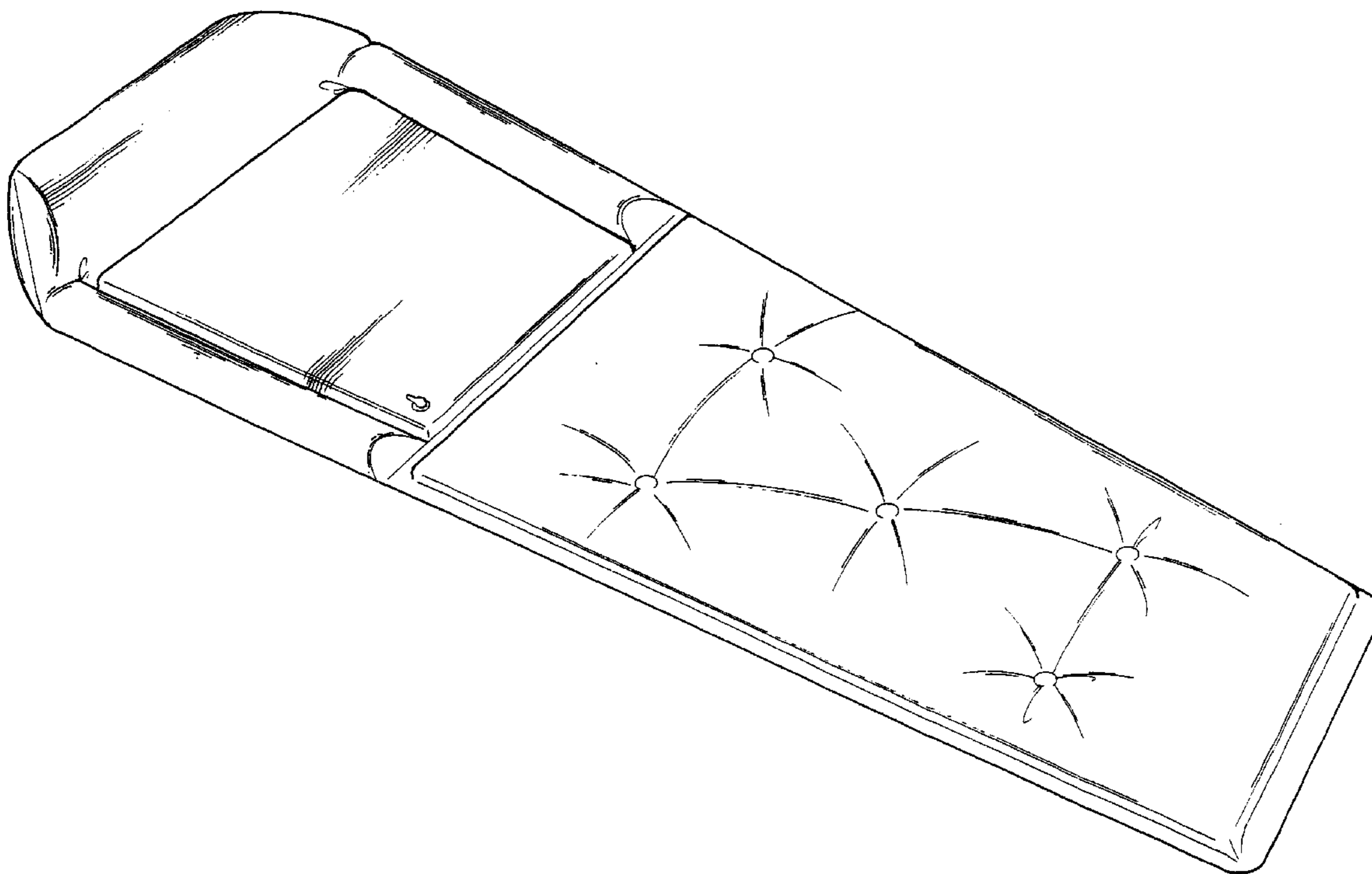
FIG. 1 is a perspective view from the left front of a inflatable mat showing my new design;
FIG. 2 is a left side elevation view thereof;
FIG. 3 is a right side elevation view thereof;
FIG. 4 is a front elevation view thereof;
FIG. 5 is a rear elevation view thereof;
FIG. 6 is a top plan view thereof; and,
FIG. 7 is a bottom plan view thereof.

(56) **References Cited**

U.S. PATENT DOCUMENTS

D108,622 S * 3/1938 Johnson D6/604
D350,586 S * 9/1994 Francis D21/809

1 Claim, 6 Drawing Sheets



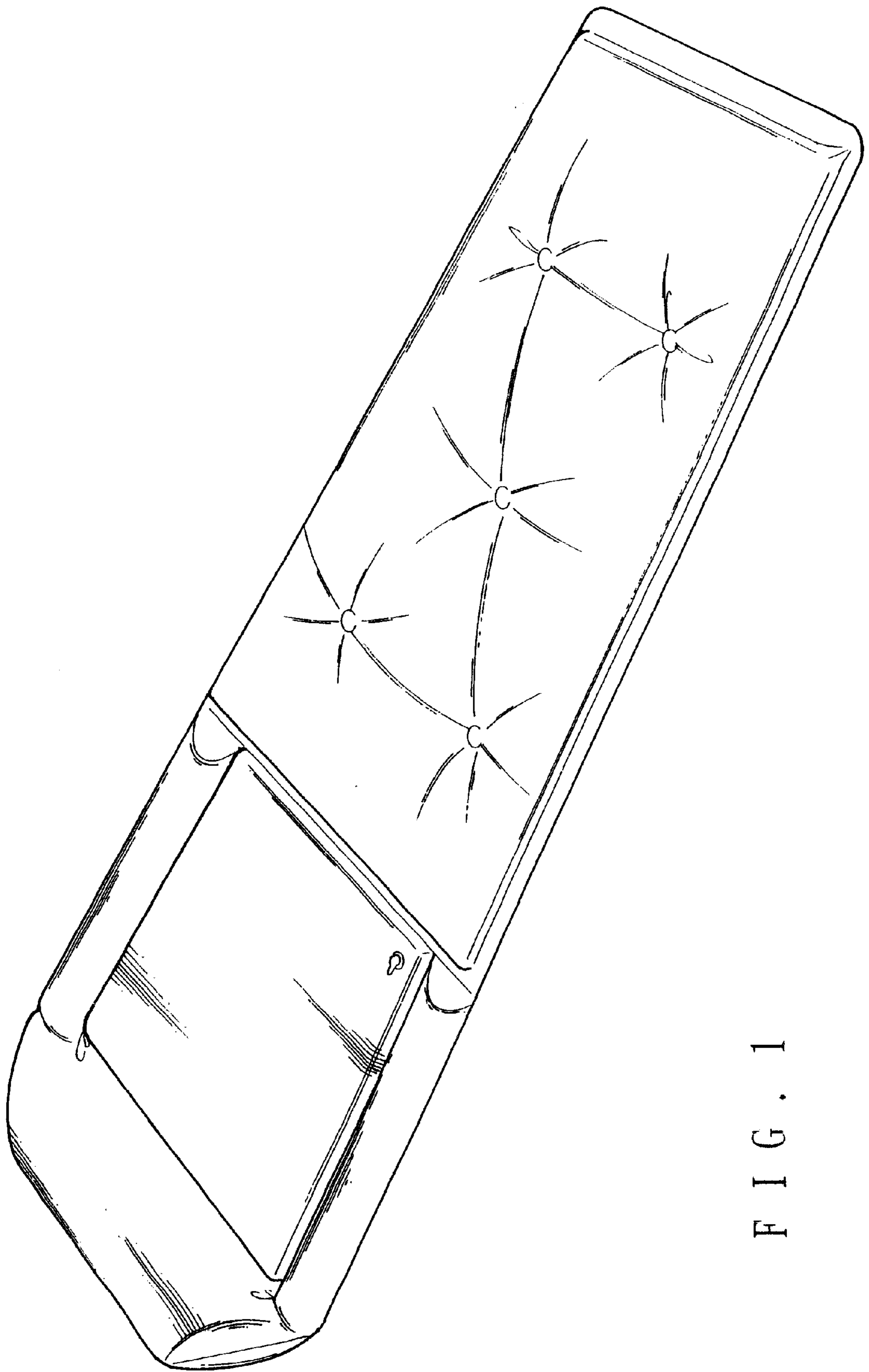


FIG. 1

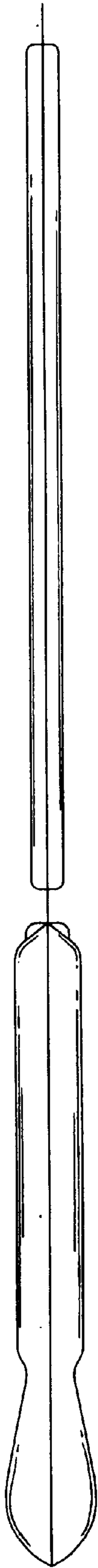


FIG. 2

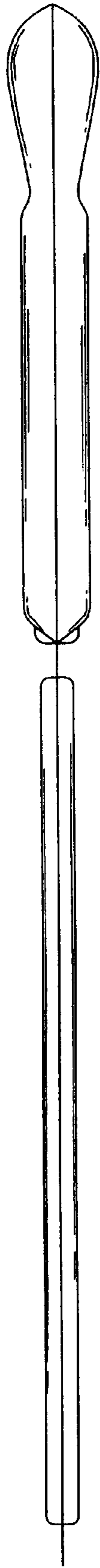


FIG. 3




FIG. 5

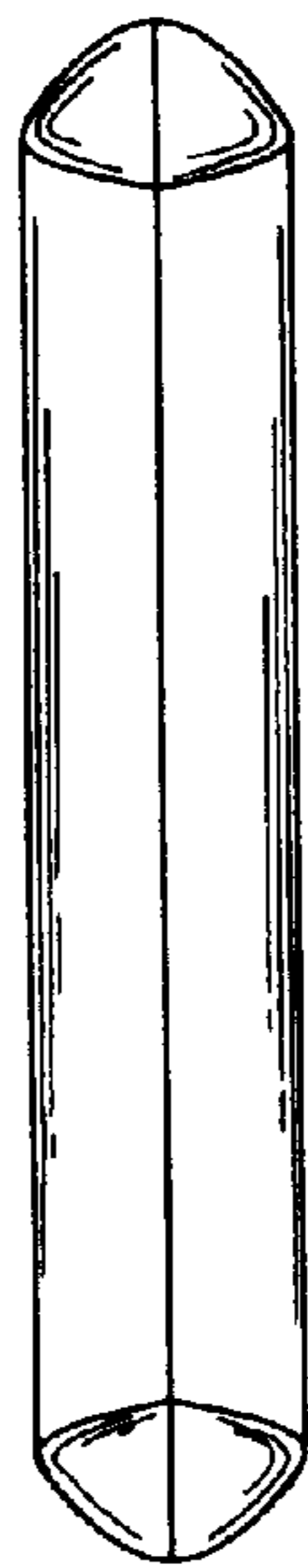


FIG. 4




FIG. 6




FIG. 7