



US00D486343S

(12) **United States Design Patent**
Feuer

(10) **Patent No.:** **US D486,343 S**

(45) **Date of Patent:** **** Feb. 10, 2004**

(54) **SPIRAL PATTERN AIR MATTRESS**

D446,674 S * 8/2001 Chapman et al. D6/601

(76) Inventor: **Perry Feuer**, 681 Encintas Blvd., Suite 313, Encinitas, CA (US) 92024

* cited by examiner

(**) Term: **14 Years**

Primary Examiner—Janice E. Seeger
(74) *Attorney, Agent, or Firm*—Steven W. Webb

(21) Appl. No.: **29/177,030**

(57) **CLAIM**

(22) Filed: **Mar. 4, 2003**

The ornamental design for a spiral pattern air mattress, as shown and described.

(51) **LOC (7) Cl.** **06-09**

DESCRIPTION

(52) **U.S. Cl.** **D6/604; D6/596**

(58) **Field of Search** D6/595–597, 601, D6/604; 5/630, 632, 633, 636, 639, 710, 731, 736, 652–655, 417–420, 706; D21/809; D12/316

FIG. 1 is a perspective view of the spiral pattern air mattress.
FIG. 2 is a top view of the mattress.
FIG. 3 is a left side view of the mattress.
FIG. 4 is a right side view of the mattress.
FIG. 5 is a bottom side view of the mattress.
FIG. 6 is a back side views of the mattress; and,
FIG. 7 is a front view of the mattress.

(56) **References Cited**

U.S. PATENT DOCUMENTS

D315,189 S * 3/1991 Thomas D21/809
D438,417 S * 3/2001 Liu et al. D6/596

1 Claim, 2 Drawing Sheets

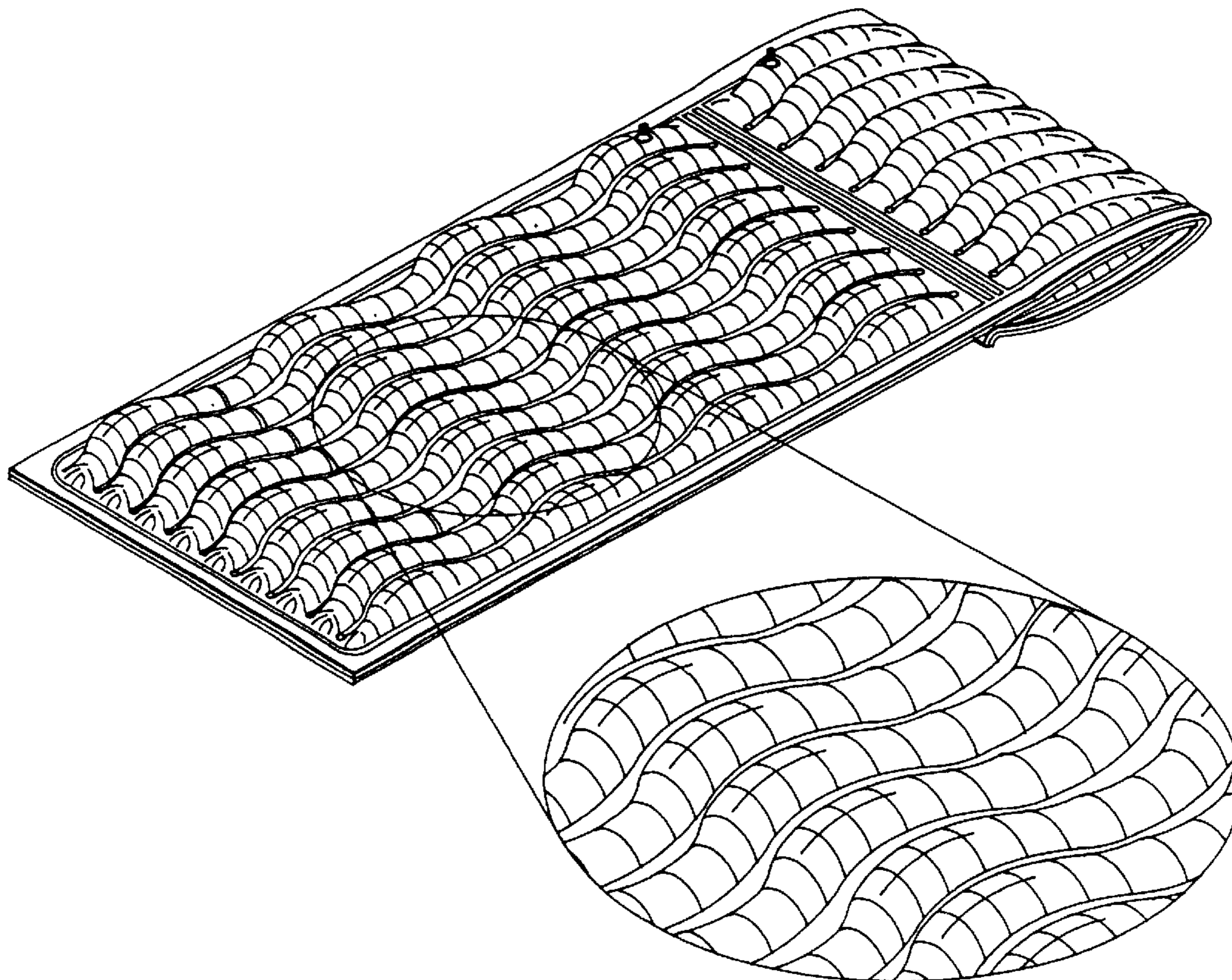


Fig. 1


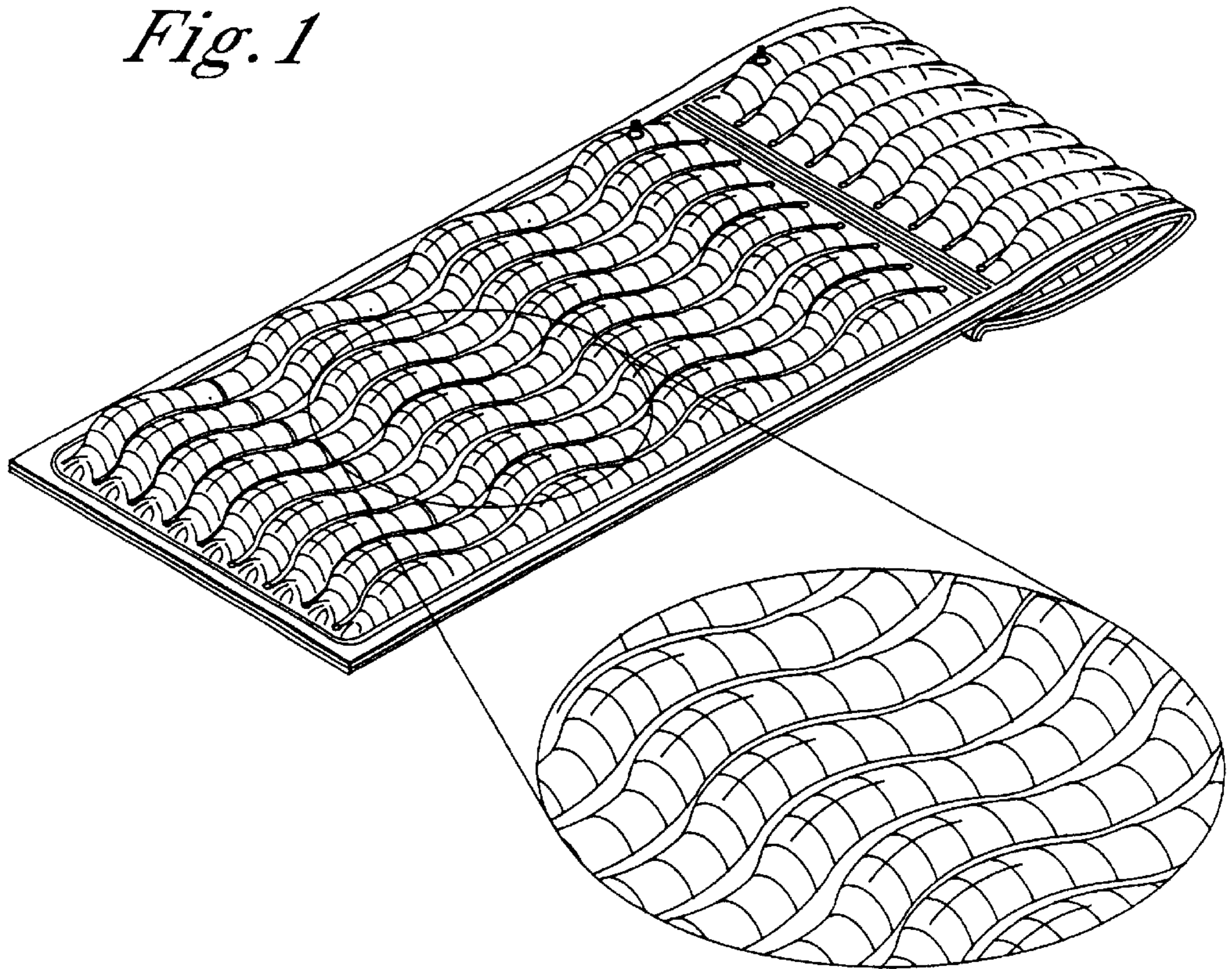


Fig. 2

Fig. 3



Fig. 4




Fig. 5

Fig. 6

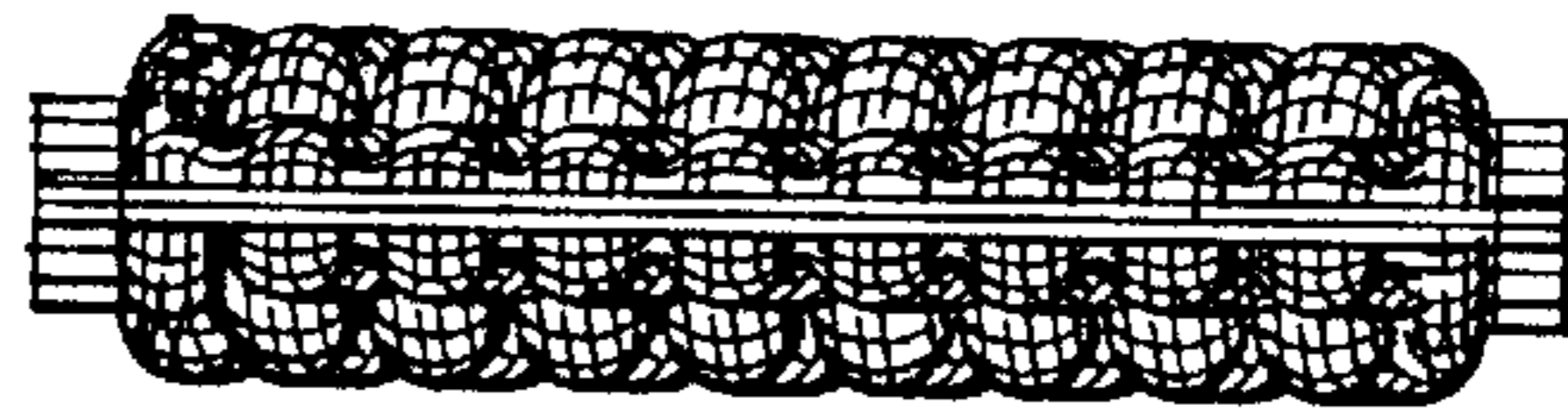


Fig. 7

