



US00D486339S

(12) **United States Design Patent**  
**Walker**

(10) **Patent No.:** **US D486,339 S**

(45) **Date of Patent:** **\*\* Feb. 10, 2004**

(54) **WALL CABINET WITH SHELVES**

D426,736 S \* 6/2000 Winter et al. .... D6/561  
D442,410 S \* 5/2001 Winter ..... D6/561  
D458,500 S \* 6/2002 Winter ..... D6/559

(75) Inventor: **David Walker**, Chester, PA (US)

(73) Assignee: **Zenith Products Corp.**, New Castle, DE (US)

\* cited by examiner

(\*\*) Term: **14 Years**

*Primary Examiner*—Brian N. Vinson

(74) *Attorney, Agent, or Firm*—Edgar A. Zarins; Lloyd D. Doigan

(21) Appl. No.: **29/183,713**

(57) **CLAIM**

(22) Filed: **Jun. 17, 2003**

The ornamental design for a wall cabinet with shelves, as shown and described.

(51) **LOC (7) Cl.** ..... **06-04**

**DESCRIPTION**

(52) **U.S. Cl.** ..... **D6/559**

(58) **Field of Search** ..... D6/553, 559-61,  
D6/568, 329, 396, 432, 436-39, 444-46,  
448; 312/209, 224-25, 234, 242, 245; 206/320,  
823


FIG. 1 is a perspective view of a wall cabinet with shelves showing my new design;  
FIG. 2 is a front elevational view thereof;  
FIG. 3 is a left side view thereof, the opposite side being a mirror image of the end shown;  
FIG. 4 is a top plan view thereof; and,  
FIG. 5 is a bottom plan view thereof.

(56) **References Cited**

**U.S. PATENT DOCUMENTS**

D167,724 S \* 9/1952 Sherman ..... D6/561

**1 Claim, 2 Drawing Sheets**






Fig-1

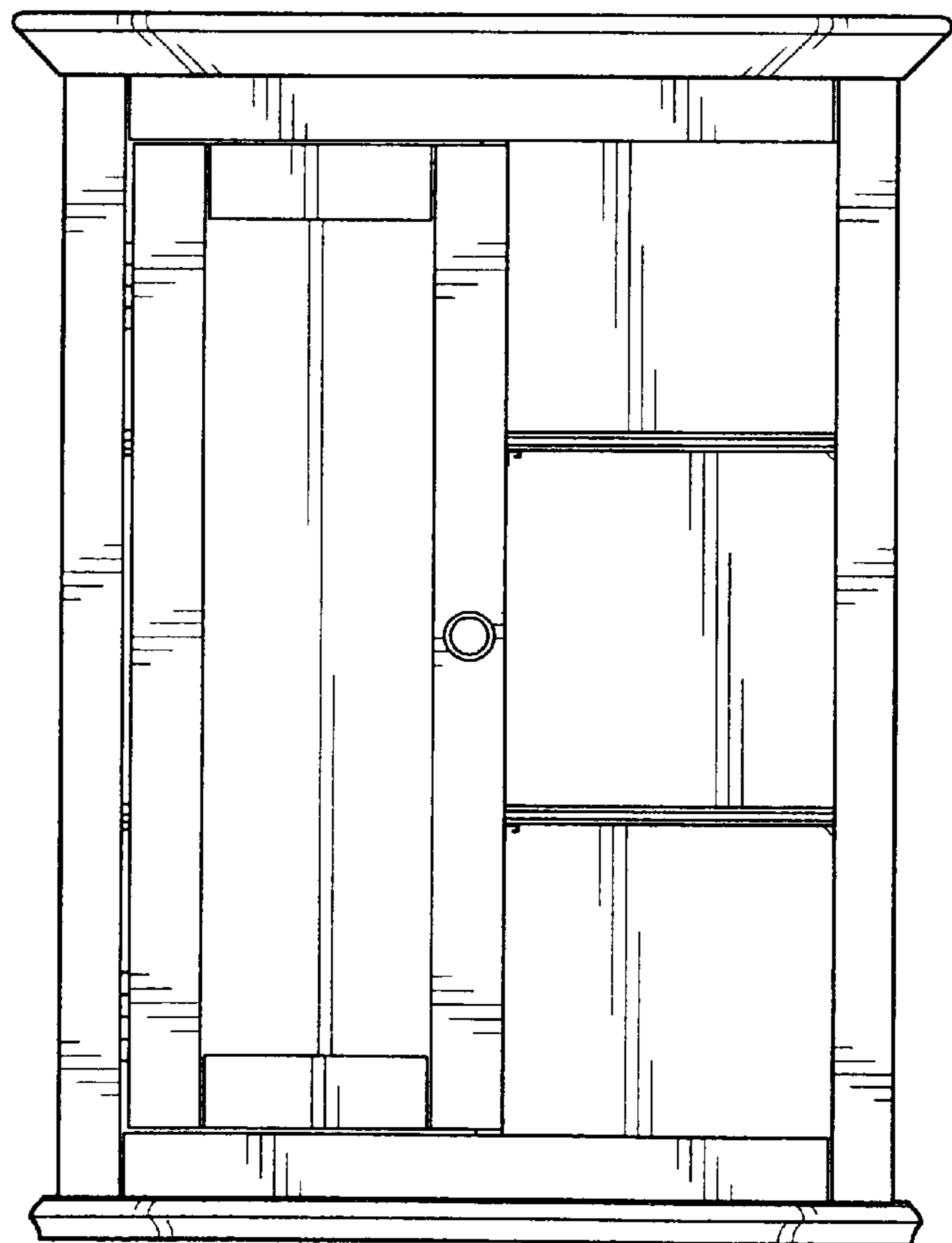


Fig-2

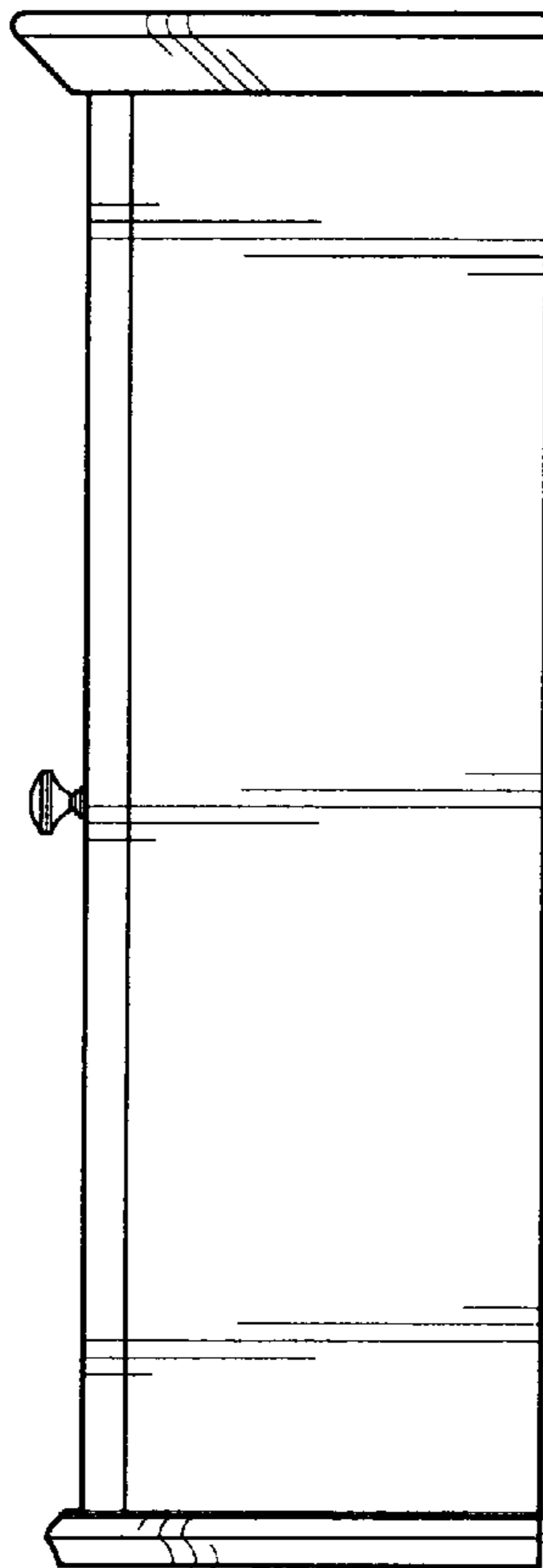


Fig-3

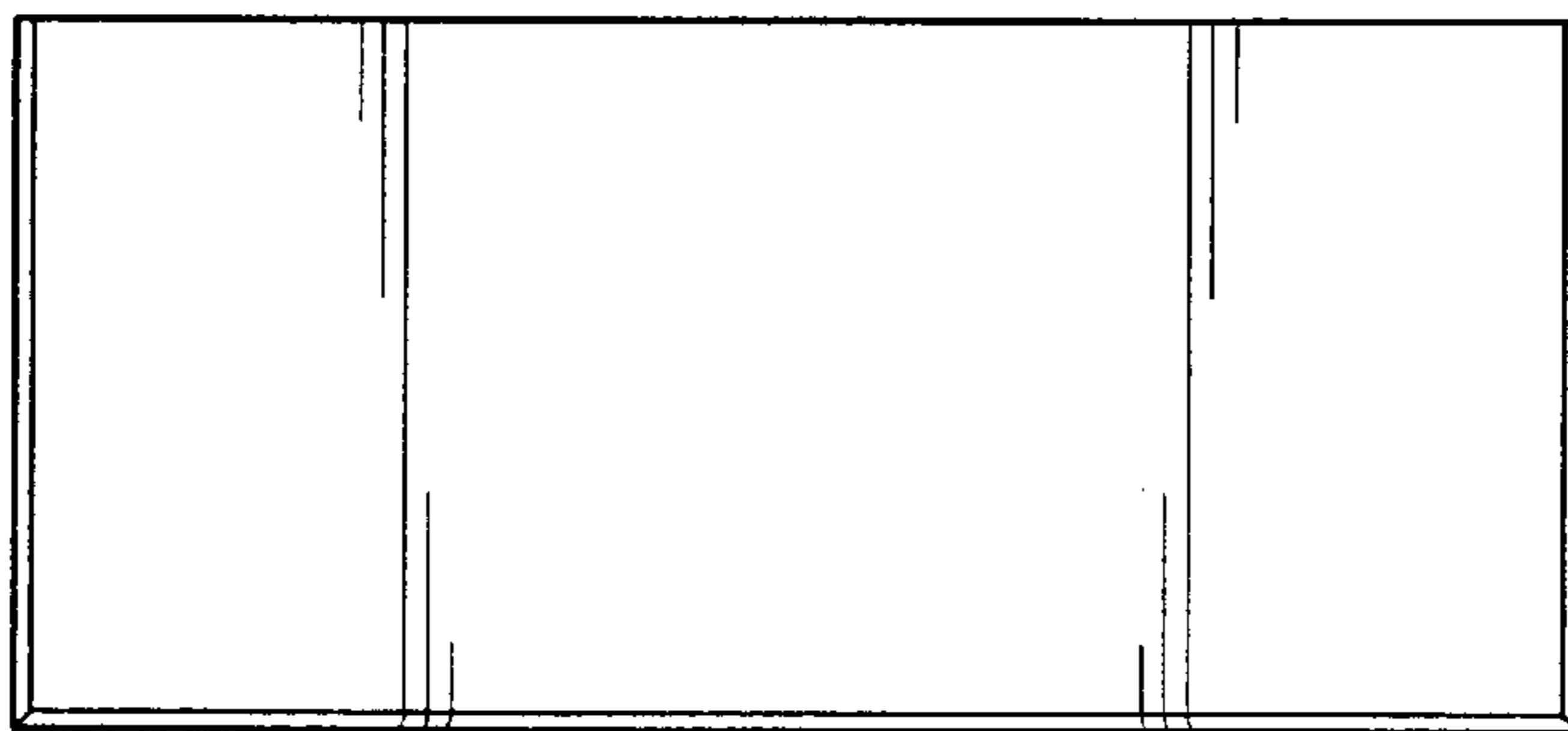


Fig-4

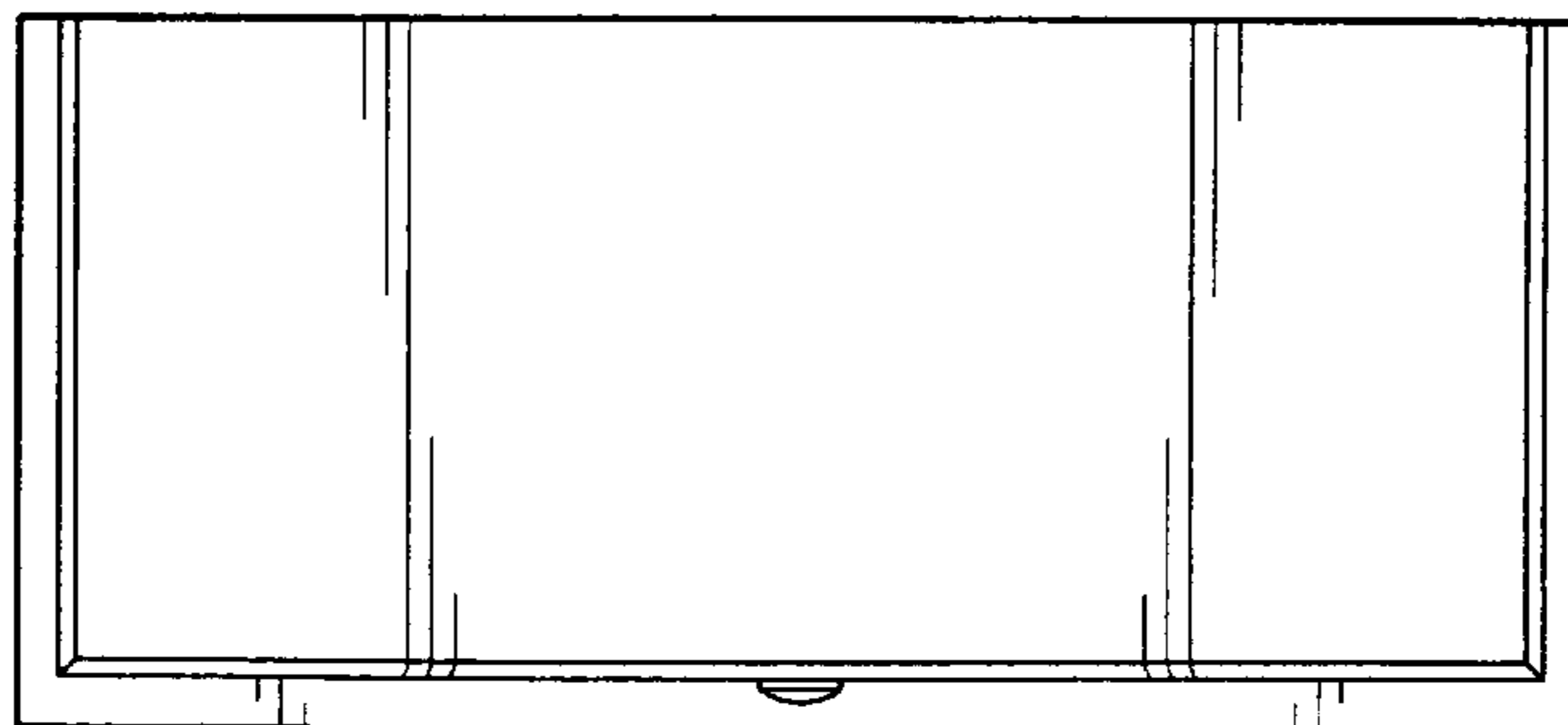


Fig-5