



US00D486335S

(12) **United States Design Patent**
Sonneman

(10) **Patent No.:** **US D486,335 S**

(45) **Date of Patent:** **** Feb. 10, 2004**

(54) **CYLINDRICAL SOAP PUMP DISPENSER**

D296,060 S * 6/1988 Wilkinson D6/542
D444,977 S * 7/2001 Ludwig D6/542

(75) Inventor: **Robert A. Sonneman**, Mamaroneck,
NY (US)

* cited by examiner

(73) Assignee: **Lifetime Hoan Corporation**, Westbury,
NY (US)

Primary Examiner—Brian N. Vinson
(74) *Attorney, Agent, or Firm*—Gottlieb, Rackman &
Reisman, P.C.

(**) Term: **14 Years**

(57) **CLAIM**

(21) Appl. No.: **29/183,728**

The ornamental design for a cylindrical soap pump dispenser, as shown and described.

(22) Filed: **Jun. 17, 2003**

DESCRIPTION

(51) **LOC (7) Cl.** **23-02**

(52) **U.S. Cl.** **D6/542**

(58) **Field of Search** D6/542, 545; D9/448,
D9/549; 222/92, 105, 173, 180, 181.1;
221/282, 283, 284

FIG. 1 is a top front and left perspective view of my new design;

FIG. 2 is a top plan view thereof;

FIG. 3 is a front view thereof;

FIG. 4 is a right side view thereof, the left side view being a mirror image thereof; and,

FIG. 5 is a rear view thereof.


The bottom plan view is plain and unadorned, and forms no part of the claimed design.

(56) **References Cited**

U.S. PATENT DOCUMENTS

D106,053 S * 9/1937 Maguire D6/542
D247,940 S * 5/1978 Tobin D6/542

1 Claim, 3 Drawing Sheets



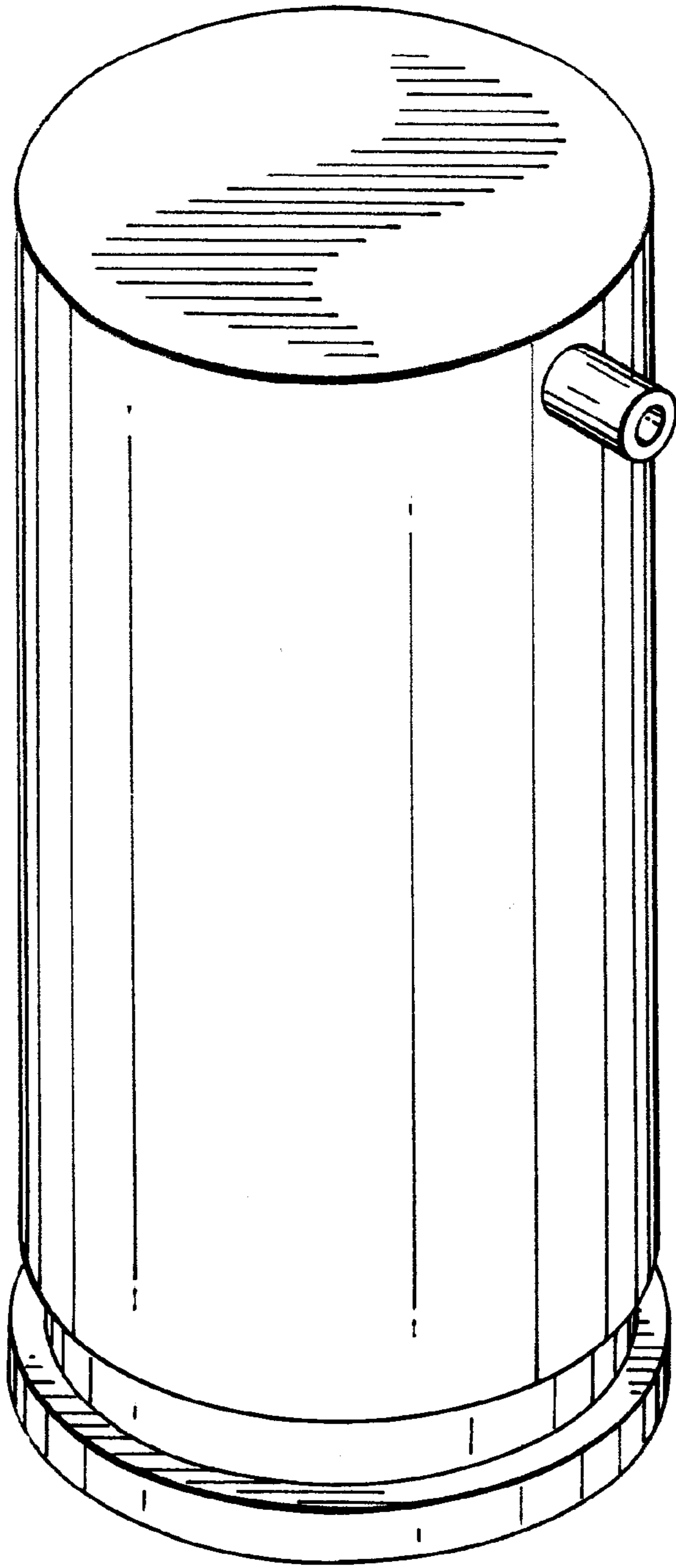


FIG. 1

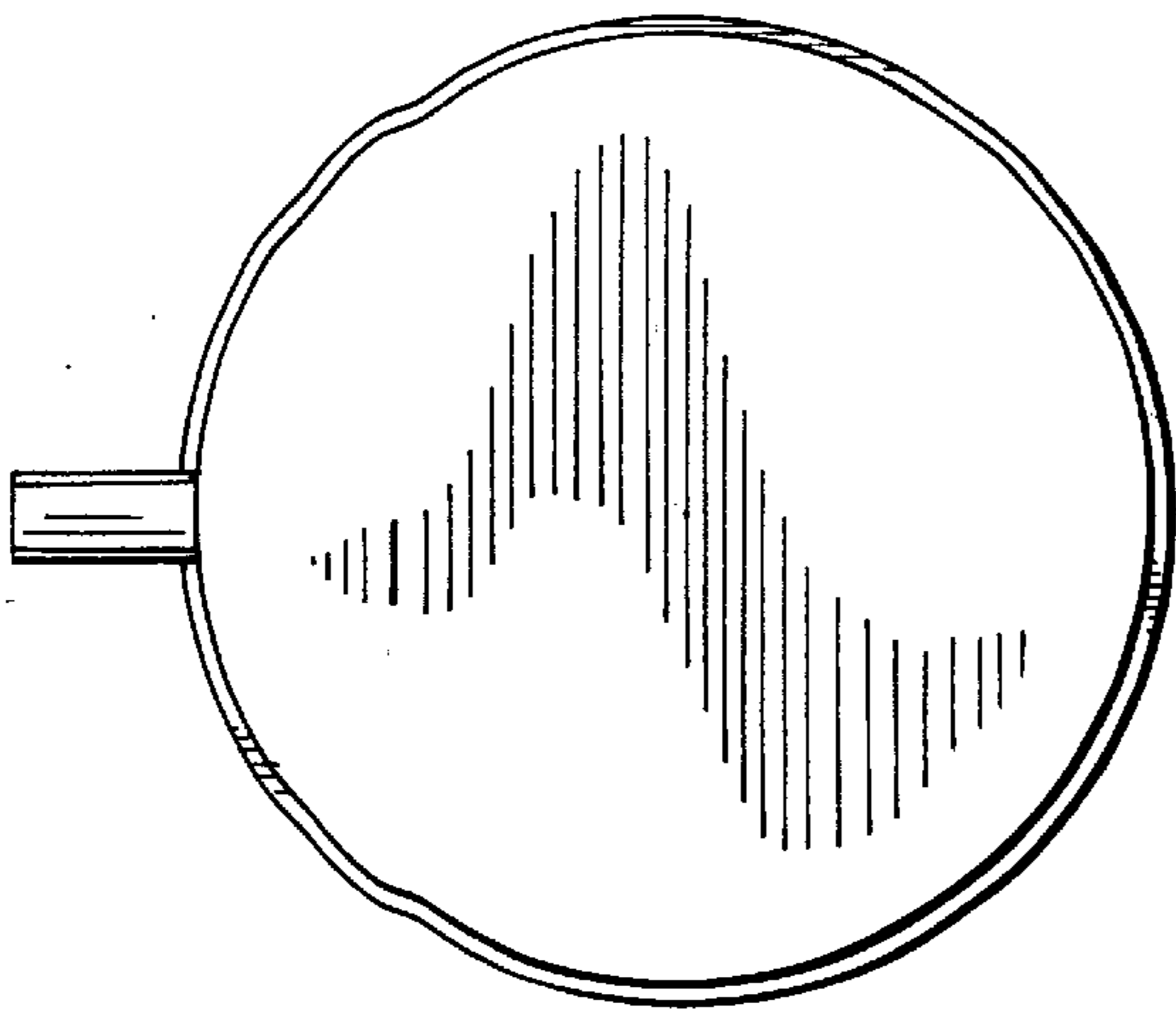


FIG. 2




FIG. 3

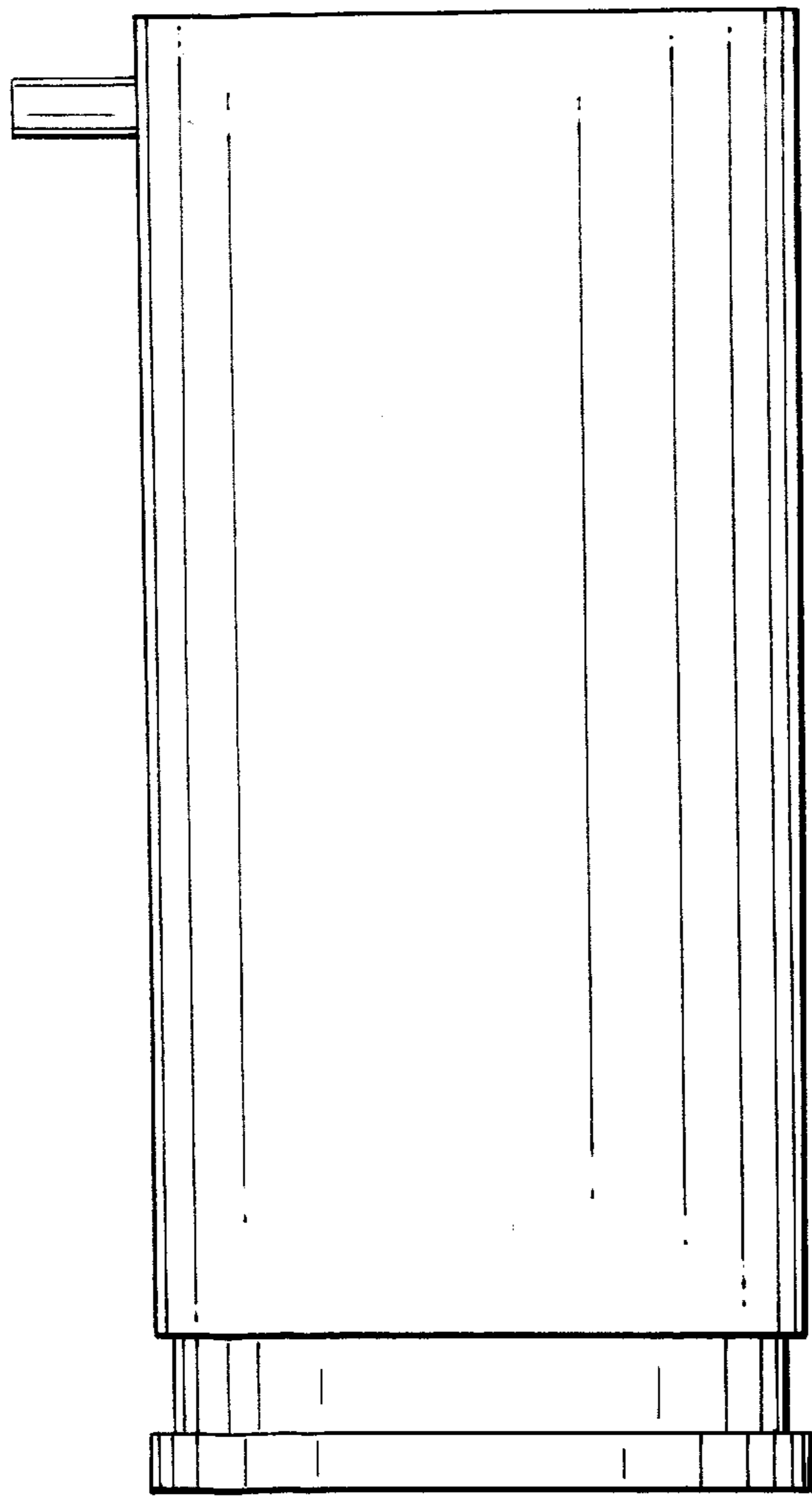


FIG. 4




FIG. 5